




Supporting Learning at Home



Where possible learning at home should be:

- Fun
- Practical
- Real life

So that the children don't realise they are doing it!



learning is
NOT
a spectator
sport.

so let's
PLAY!

Read to your child and
hear them read.



What are the three most
important things we would like you
to do with your child at home?



Practise counting and
times tables.

Talk to your child.



Talking is so important!

Hart and Risley 'The 30 million word gap' (2003)

By the age of 4, pupils from advantaged backgrounds had heard 30 million more words than pupils from disadvantaged backgrounds

- 86% - 98% of words were from their parents
- Children also mirrored duration of conversations and speech patterns

Words per hour

- Children from professional families heard 2153 where as some children heard 616 words an hour.

Snow 2013

By the time they start school some pupils have been exposed to 3 million words, others to 11 million




- Our children as readers
- What do we want from our children?
 - To read for pleasure
 - To be able to sight read fluently (at appropriate age)
 - To be able to summarise what has been read
 - To read with understanding
 - To read with expression
 - To be able to choose what they would like to read for themselves
 - To have reasons for preferences in what they read





Reading ideas

- Following recipes.
- Draw from a description
- Phonics charts
- Word hunt in a paragraph
- Lolly stick key words
- Alphabet hunt



**"It's called 'reading'. It's how people
install new software into their brains"**

How can you help with reading at home?

- Reading to your child at home
 - Introduce your children to different types of books; classic fiction, chapter books, short stories, joke books, poetry, non-fiction.
 - Read them the book that was your favourite when you were a child.
 - Read slowly, with expression. Try to use different and funny voices for characters.
 - Follow the words and read the story using the pictures.
 - Talk about what is happening and what might happen next. Leave the story on a cliffhanger!



How can you help with reading at home?

- Make reading visible; have books available in your home
- Share books every day;
- Boys need to see that reading is something men do.
- Talk about books.
- Sit and listen - don't do chores around the reader!
- Respect choices.
- Make reading fun!
- Please not it in the reading record so it can be celebrated at school.



What to do if your child gets stuck



Use phonics first. What sound does the word begin with? Can you say the sounds in the word? Blend them together. Use the phonics scheme found in the pupil handbook.



Read to the end of the sentence. What would make sense?



What is the text about – what might fit here?



Does it sound right?



Look at the picture. Does it help?

What questions can you ask about the book

- It is not a test!
- Do you like this book; why?
- Who is your favourite character?
- Tell me about a character in the book.
- Which words tell you what the character is like?
- How would you feel?
- What do you think will happen next?
- What would you do?
- What have you learned about in your book?
- What can you tell me about...?



Writing ideas

- Talking games
- 5 sentence story
- Re-write the ending of a story
- Top trump cards
- Dictionary game
- Punctuation cubes
- Boggle
- Scrabble



What to do if your child gets stuck

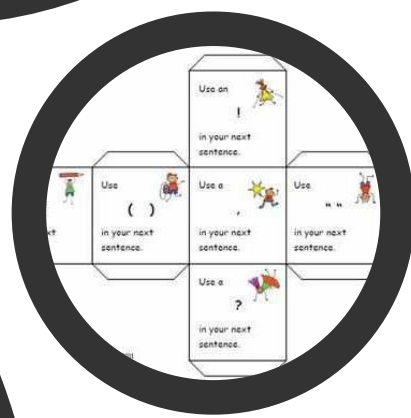
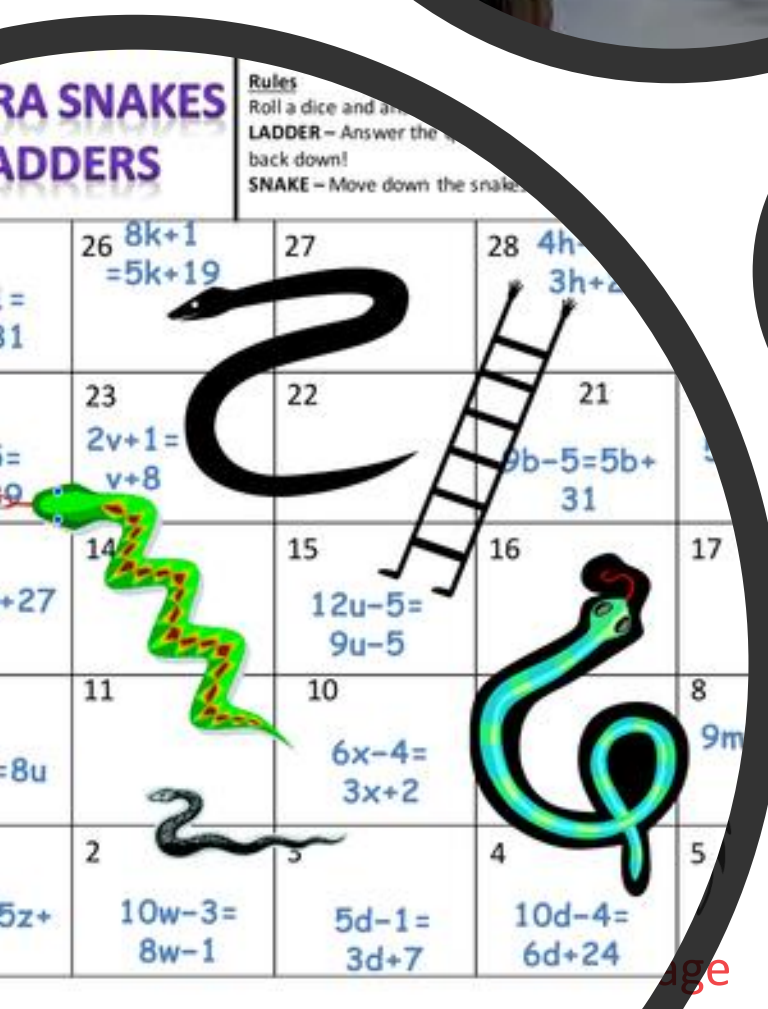

- We spend a lot of time teaching children to say what they want to write before they even put pencil to paper- This is why talk is so important!
- Use phonics first. What sound does the word begin with? What sound can you hear first? Next? Last?
- Does the sound that you have chosen look right in the word?



Maths ideas

- Times table games ideas
- Number bonds- make hands/ bead strings
- Physical resources – use to support calculations
- Time games
- Rounding shopping
- Snakes and ladders- create own using any questions
- Baking- weighing
- Dominoes





Games for home

