



# ALL ABOUT BULLYING

## WHAT IS BULLYING?

**The Anti-Bullying Alliance defines bullying as:**  
the repetitive, intentional hurting of one person or group by another person or group, where the relationship involves an imbalance of power.

Put simply this means any situation where your child is being deliberately and repeatedly hurt by other people and they find it hard to defend themselves. This could be face to face or online, in school or in the community. It may be physical, or it could be verbal or emotional. For example, your child might be pushed around by others, called names, or be excluded from friendship groups.

Children may also target aspects about people they feel are 'different' - this could include disability, race, faith, gender, sex, sexuality, poverty, talent, skin conditions, allergies, or situation at home. Children are influenced by the home, community, and society they grow up in, by the things they see, read, and hear, and the people around them. We all have a role to play in creating communities where children feel safe and valued, where we stand up to prejudice and are united against bullying.

Most children will experience or witness bullying during the school years: they may be the target of bullying, may be involved in bullying others, may stand by while others are being bullied or may take positive action to stop bullying.

**As a parent you have a vital role to play in helping your child recognise bullying and what you can do together to stop it.**

## HOW DO I KNOW MY CHILD IS BEING BULLIED?

You know your child best. Look out for any changes in their behaviour - for example becoming quieter or withdrawn or acting out and getting in trouble. They may also be reluctant to go to school or take part in their usual activities, may become upset after using their phones or devices, or may complain of frequent unexplained illnesses like tummy upsets or headaches. You may also find that their sleep is disturbed, and they are showing signs of sadness or anxiety.

Your child may share with you that other people are unkind to them or have said or done things to hurt them. Always listen and take them seriously, consider the facts, and work with them on next steps. Children are developing physically, emotionally and socially and need our help to understand how to behave towards others and when they have crossed a line. For example, children need to learn when teasing or 'banter' can become bullying behaviour (e.g. when it's offensive and/or causes hurt).

For some children it may be particularly difficult to regulate their behaviour or actions, and they may need additional support. Others will be copying prejudicial or harmful behaviour they have learnt from others. It's also common for children to have arguments and friendship fall outs and they will need our guidance to resolve conflict, make amends and move on. The following bullying temperature check can help you decide the situation your child is in - but please remember every situation is different, and if you are not sure, always ask for help.



#ANTIBULLYINGWEEK



ORGANISER



PARTNER

© National Children's Bureau - Registered charity No. 258825. Registered in England and Wales No. 952717. Registered office: 23 Mentmore Terrace, London E8 3PN. A Company Limited by Guarantee.

## BULLYING TEMPERATURE CHECK

### GREEN

My child seems happy and content. They like to go to school and have good relationships with other children and staff. While they have the occasional situation where others say or do unkind things to them, or they have said or done unkind things to others, they have been able to resolve the situation (including saying sorry if they have hurt someone else).



### AMBER

My child is sometimes sad and can be reluctant to go to school. While they mention one or two friends they seem to have regular fall outs with other children and have mentioned a number of situations where children have said or done unkind things to them, or they have said or done unkind things to other children. They seem unsure how to resolve these situations and I am not sure they are receiving enough help.



### RED

My child is often sad or upset and does not like school or their usual activities. They do not seem to have friends and I am concerned that other children often say or do unkind things to them. They urgently need help to resolve the situation and to enjoy their school and social life.



## WHEN SHOULD I STEP IN?

It is a fact of life that your child will not be liked by everyone, will probably be on the receiving end of name calling or negative comments, occasionally will feel left out or alone, will make friends and lose friends, have arguments and disputes, may be involved in physical fights and may get in the occasional spot of bother for hurting someone else. It's important to prepare them for this and work through strategies for handling these situations.

For example, if someone calls them a name – do they retaliate, shrug it off or tell a teacher? What might be the outcome of any of these decisions? How can they handle an argument? Do we have to be right all the time? How can we be a peacemaker and resolve a disagreement? As much as it hurts when people no longer want to be our friend, what can we control or what else might we do? What can we say or do if someone wants to fight with us?

Working through these scenarios will help your child to feel confident and prepared. You know your child and their situation best, refer to the Bullying temperature check and work with them to consider next steps. If your child has been seriously harmed or is at risk of serious harm this is a safeguarding issue and you should seek immediate help (e.g. call 999 and/or your local children's services team). If your child has been on the receiving end of prejudicial behaviour because of their race or faith, disability, gender, sex or sexuality, even if this was a one-off incident and you don't consider it to be bullying, it's important to alert the school as it may point to a wider cultural issue in the school that needs to be addressed.

## HELP! MY CHILD IS BULLYING OTHERS

We are all capable of bullying behaviour. What is important is that we recognise it and endeavour to stop it, and where we have hurt others, learn to take action to put things right. If you have been told by others that your child is showing bullying behaviour, it's important to stay calm and ask for examples of the things they have said or done and the impact this has had on others.

This is your opportunity to explore with your child what has happened, the impact this has had, whether there is anything that has upset or hurt them that has led to that behaviour, what needs to change, and the actions they can take to show they are sorry (e.g. if they have repeatedly left a child out of a game, making sure they include them in the future). Many children who bully others are in a difficult place themselves and will need help to explore how they are feeling, what led to the behaviour, and what needs to change.



#ANTIBULLYINGWEEK



ORGANISER









PARTNER


© National Children's Bureau - Registered charity No. 258825. Registered in England and Wales No. 952717. Registered office: 23 Mentmore Terrace, London E8 3PN. A Company Limited by Guarantee.




## WHAT ADVICE CAN I GIVE MY CHILD?

- 1. Be kind and respectful to others:** you have a vital role to play in modelling positive relationships. Your child is always watching you and learning from you. It's important to talk kindly about other people and support your child to be kind and respectful to others, challenge behaviour that is hurtful or offensive and show your child that you reach out to others who may be seen as 'different', lonely or isolated. 
- 2. Recognise and stand up to injustice:** Help your child to understand that throughout history people have not always been treated with kindness and respect. Support your child (in an age appropriate way) to understand prejudice and inequality. There are many good books and resources available on these issues. Make these discussions part of your everyday life. Talk about how they would respond if they were targeted in this way or witnessed behaviour or language that targeted difference and what actions they could take. Be clear that it is never okay for a child to experience prejudice. 
- 3. Understand true friendship:** you can teach your child the qualities of a true friendship such as kindness, respect, boundaries, laughter, forgiveness, and trust. This will help your child recognise if others are being unkind or manipulative towards them. Encourage your child to be open to friendship rather than insisting on one best friend. Experience shows you can be vulnerable if they decide not to be your friend anymore! 
- 4. Grow in confidence:** we all have times when we feel shy and self-conscious. Some children are naturally more confident than others, others are quieter, and are happy with their own company or the company of a small group of friends. If your child is unhappy and wants help to grow in confidence then talk to the school to see what support they can give (e.g. a buddy or peer mentor system) and consider activities and groups outside of school that might help your child grow in confidence (e.g. sports, Scouts and Girl Guides, arts and drama, martial arts, volunteering). 
- 5. Role play together how to handle difficult situations:** it is likely that your child will experience name calling, will get into arguments and may even be involved in physical fights. Role play together the different options you have in these situations, what you could say or do, and who; else could help. 

- 6. Establish physical boundaries:** help your child to understand that their body belongs to them, and that everyone has their own physical boundaries. This means it is not okay to be rough with other people, or to touch, hug or grab them without their consent. It is never okay for someone to physically hurt someone else and children need our help and guidance to learn to give people personal space. 

- 7. Make sure your child knows who else can help:** there may be times, particularly as your child grows older, where they do not always tell you what is on their mind. This could be because they are worried about how you might react, or they do not want to upset or worry you. Help them think about other people in their lives who they can talk to. This could be a friend, a family member, a teacher at school or another adult they know and trust. You can find details of more organisations who can help children and families below. 

## HOW CAN I WORK WITH THE SCHOOL TO RESOLVE A BULLYING SITUATION?

- 1. Understand your legal rights:** Schools have a legal duty to prevent all forms of bullying and harassment. Most schools will have an anti-bullying policy or strategy, or their response to bullying will be included in their behaviour policy. This is often found on the school website and if not, schools must provide you with a copy of this by law. Schools are also inspected for their response to bullying prevention. If you are concerned that the school are not taking enough action it can be helpful to refer to government guidance (see <https://www.gov.uk/government/publications/preventing-and-tackling-bullying> for England, and <https://gov.wales/school-bullying> for Wales). Remember that the school may have a different view of the situation and it is important to keep an open mind. 

ONE  
KIND  
WORD

#ANTIBULLYINGWEEK

ANTI-BULLYING  
ALLIANCE

ORGANISER

KIDSCAPE  
Help With Bullying

PARTNER

© National Children's Bureau - Registered charity No. 258825. Registered in England and Wales No. 952717. Registered office: 23 Mentmore Terrace, London E8 3PN. A Company Limited by Guarantee.



## 2. Stay calm and focus on stopping the bullying situation:

You may be upset and angry but it is important that you approach the school calmly and focus on what you can do together to resolve the bullying situation. You may find it helpful to use the [Kidscape](#) log and school contact record to share what has happened, the impact it has had on your child, and to keep a note of any contact with the school. Try not to get into the rights and wrongs of a situation (a lot of time can be wasted trying to 'prove' something was bullying) but focus on the impact the situation has had on your child, and what action your child needs to resolve the situation.



## 3. Make sure your child feels included:

It is important that your child feels included in any discussion and action taken. They may not be part of every meeting or phone call, but it is important that you have listened to what they want to happen next and their ideas of what would help. Even if the situation has been resolved it may be that it has had a negative impact on your child, and you think they would benefit from additional support such as small group work, counselling or peer mentoring. Kidscape ZAP workshops can also support children and young people with building resilience and assertiveness skills.



## 4. Next steps:

If you are unable to resolve a bullying situation with the school, you may choose to follow the school's complaints process, and they must provide you with a copy of this by law. It is important to note that this will not necessarily resolve a situation, and the priority should always be making sure your child is safe, happy, and able to access education. You may want to consider an alternative school arrangement such as a change of school or home education, but it is important to involve your child in any decision making and seek advice from your local authority.



Don't forget!  
**The Kidscape Parent  
Advice Line** can also  
give further support.



[www.kidscape.org.uk](http://www.kidscape.org.uk)



**ONE  
KIND  
WORD**

#ANTIBULLYINGWEEK

**ANTI-BULLYING  
ALLIANCE**

ORGANISER

**kidscape**  
Help With Bullying

PARTNER

© National Children's Bureau - Registered charity No. 258825. Registered in England and Wales No. 952717. Registered office: 23 Mentmore Terrace, London E8 3PN. A Company Limited by Guarantee.