
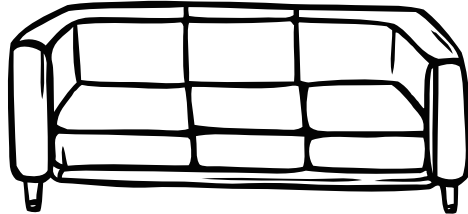


Packaging instructions

CLICK ON THE TYPE OF ITEM YOU NEED TO SHIP & WE'LL TELL YOU HOW TO PROPERLY PACKAGE IT.




CHAIRS



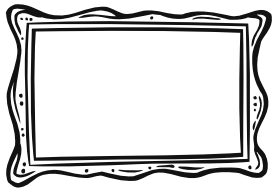
ARMCHAIRS & SOFAS



LAMPS & CHANDELIERS



STORAGE CABINETS



MIRRORS & GLASS



TABLES



GENERAL
ADVICE

Chairs

The Seller's Liability.

— In the case of a delivery by you (via Colissimo, Mondial Relay, or private transport): you are liable in any case of loss or damage during the transportation.

— In the case of a delivery by Selency: our transporter reserves the right to ask you to sign a waiver if your item is not properly packaged. So please ensure you package your item with care: we'll give you all the necessary advice here.

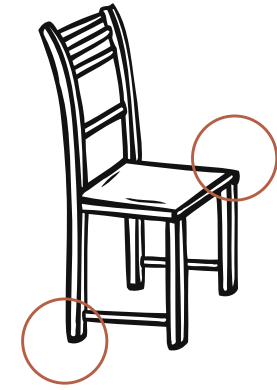
How to package a chair.

Our advice: protect the feet and edges of the chair by wrapping them in bubble wrap and cardboard.

#01 - Wrap the whole chair in bubble wrap (make sure nothing is exposed) and fix it in a box.

#02 - Fix the box securely with thick tape.

PS. Wicker chairs may be lighter, but they still need the same protection!



Sending a set of chairs?

Stack the chairs (in twos or threes) and then wrap them together. If you have several packages, make sure you number them.



Who is in charge of your delivery?

If it's Selency:

#01 - If your item is being sent in several packages, be sure to number them (1/3, 2/3, 3/3).

#02 - Ensure you securely fasten the removal notice, received by email, to each of these packages..

If you have chosen Colissimo or Mondial Relay for your delivery, we would advise you also take out further risk insurance in case of any damages that may occur during the transportation.

Armchairs & sofas

The Seller's Liability.

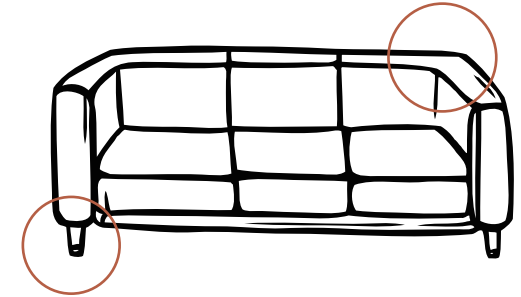
— In the case of a delivery by you (via Colissimo, Mondial Relay, or private transport): you are liable in any case of loss or damage during the transportation.

— In the case of a delivery by Selency: our transporter reserves the right to ask you to sign a waiver if your item is not properly packaged. So please ensure you package your item with care: we'll give you all the necessary advice here.

How to package a sofa or an armchair.

For the feet: if it is possible to remove them from the product, it's best to do so and then wrap them in bubble wrap.

For the edges: pay special attention to the edges and protect them with bubble wrap.



#01 - Wrap the whole product in bubble wrap.

#02 - Securely fix it together with tape.

Optional: if you have removed the feet and put them in a separate package, make sure you label both packages (eg. 1/2, 2/2).

Who is in charge of your delivery?

If it's Selency:

#01 - If your item is being sent in several packages, be sure to number them (1/3, 2/3, 3/3).

#02 - Ensure you securely fasten the removal notice, received by email, to each of these packages..

If you have chosen Colissimo or Mondial Relay for your delivery, we would advise you also take out further risk insurance in case of any damages that may occur during the transportation.

Lamps & chandeliers

The Seller's Liability.

— In the case of a delivery by you (via Colissimo, Mondial Relay, or private transport): you are liable in any case of loss or damage during the transportation.


— In the case of a delivery by Selency: our transporter reserves the right to ask you to sign a waiver if your item is not properly packaged. So please ensure you package your item with care: we'll give you all the necessary advice here.

How to package a lamp or chandelier.

For a lamp: if it is possible, wrap the lamp shade and body separately.

#01 - Wrap each part, or the whole item in 5 layers of bubble wrap and place each one in its own box. Everything must be well wrapped in bubble wrap.

#02 - Fix the whole item together with tape.



Some advice for fragile materials (marble, glass...)

— Make sure you clearly indicate fragile on the package.

— Protect the fragile parts (sandstone, plaster or marble bases) with 6 layers of bubble wrap and then cardboard.

Who is in charge of your delivery?

If it's Selency:

#01 - If your item is being sent in several packages, be sure to number them (1/3, 2/3, 3/3).

#02 - Ensure you securely fasten the removal notice, received by email, to each of these packages..

If you have chosen Colissimo or Mondial Relay for your delivery, we would advise you also take out further risk insurance in case of any damages that may occur during the transportation.

Storage cabinets

The Seller's Liability.


— In the case of a delivery by you (via Colissimo, Mondial Relay, or private transport): you are liable in any case of loss or damage during the transportation.

— In the case of a delivery by Selency: our transporter reserves the right to ask you to sign a waiver if your item is not properly packaged. So please ensure you package your item with care: we'll give you all the necessary advice here.

How to package a storage cabinet.

If there are doors: make sure they are properly closed. Wrap the entire item in bubble wrap and fix it tightly with tape.

If there are drawers/ boards/ panes of glass: remove them from the main body of the item and wrap them separately with care - make sure the glass is separate and wrapped in bubble wrap and cardboard.



#01 - Wrap each part or the entire item in layers of bubble wrap and secure them in a box.

#02 - Fasten each box securely with thick tape and number each package.

Does the cabinet have keys?

Place them in a separate envelope. Fix the envelope to the inside of the cabinet and then wrap the cabinet in bubble wrap to ensure the doors cannot open.

Who is in charge of your delivery?

If it's Selency:

#01 - If your item is being sent in several packages, be sure to number them (1/3, 2/3, 3/3).

#02 - Ensure you securely fasten the removal notice, received by email, to each of these packages..

If you have chosen Colissimo or Mondial Relay for your delivery, we would advise you also take out further risk insurance in case of any damages that may occur during the transportation.

Mirrors & glass

The Seller's Liability.

— In the case of a delivery by you (via Colissimo, Mondial Relay, or private transport): you are liable in any case of loss or damage during the transportation.

— In the case of a delivery by Selency: our transporter reserves the right to ask you to sign a waiver if your item is not properly packaged. So please ensure you package your item with care: we'll give you all the necessary advice here.

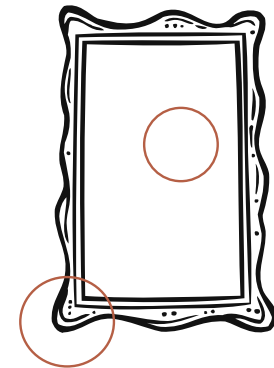
How to package a mirror or glass.

The mirror: cover it in a grid-like pattern with specialised paint tape, this is shock-absorbent.

The frame: pay special attention to the corners and protect them with bubble wrap and cardboard.

Our advice

Wrap the item in a minimum of 5 layers of bubble wrap, make sure nothing is exposed. If possible, fit the whole thing snugly in a box to make sure it can't move.



Who is in charge of your delivery?

If it's Selency:

#01 - If your item is being sent in several packages, be sure to number them (1/3, 2/3, 3/3).

#02 - Ensure you securely fasten the removal notice, received by email, to each of these packages..

If you have chosen Colissimo or Mondial Relay for your delivery, we would advise you also take out further risk insurance in case of any damages that may occur during the transportation.

Tables

The Seller's Liability.


— In the case of a delivery by you (via Colissimo, Mondial Relay, or private transport): you are liable in any case of loss or damage during the transportation.

— In the case of a delivery by Selency: our transporter reserves the right to ask you to sign a waiver if your item is not properly packaged. So please ensure you package your item with care: we'll give you all the necessary advice here.

How to package a table.

For the top and feet: if these can be separated, either wrap them in separate parcels or as a whole.

For the edges: pay special attention to the edges and be sure to wrap them in bubble wrap and cardboard.



#01 - Wrap each part or the whole in 4 layers of bubble wrap and place them in cardboard boxes, especially if the top is glass.

#02 - Fasten each package shut with thick tape. Make sure to number each package!

Some advice for fragile materials (marble, glass...)

— Make sure you clearly indicate fragile on the package.

— Protect the fragile parts with 5/6 layers of bubble wrap and then wrap it in cardboard and fix it shut with thick tape.

— If possible, it's best to wrap the top between 2 pieces of wood and then cover it with bubble wrap or cling film.

Who is in charge of your delivery?

If it's Selency:

#01 - If your item is being sent in several packages, be sure to number them (1/3, 2/3, 3/3).

#02 - Ensure you securely fasten the removal notice, received by email, to each of these packages..

If you have chosen Colissimo or Mondial Relay for your delivery, we would advise you also take out further risk insurance in case of any damages that may occur during the transportation.

General advice

HOW TO PACK A PRODUCT

01

Packaging essentials.

Cardboard
Bubble wrap
Black stretch film
Thick tape

02

The golden rules to follow.

- The product must be completely covered in bubble wrap and secured in a box.
- The corners, feet and drawers must be protected with extra care.
- If you separate parts of the product (feet, windows, doors, drawers), make sure to number the packages and stick the delivery notice to each one (when shipping with Selency).

03

Colissimo / Mondial Relay.

Package your item and line the inside of the box with wrapping paper, newspaper or foam (in order to fill the space around the item inside the box)

Fit the item in the box so that it won't move around.

Fasten the box shut with thick tape.