



Pennine Leisure Supplies Ltd
CONVERTER
PRODUCT CATALOGUE



5TH EDITION
WWW.PLSGROUP.CO.UK

MEET THE TEAM

PENNINE LEISURE SUPPLIES ONLINE



Click on www.plsgroup.co.uk to view our complete range of products, and get in touch with our **sales office** to **open a web account.**



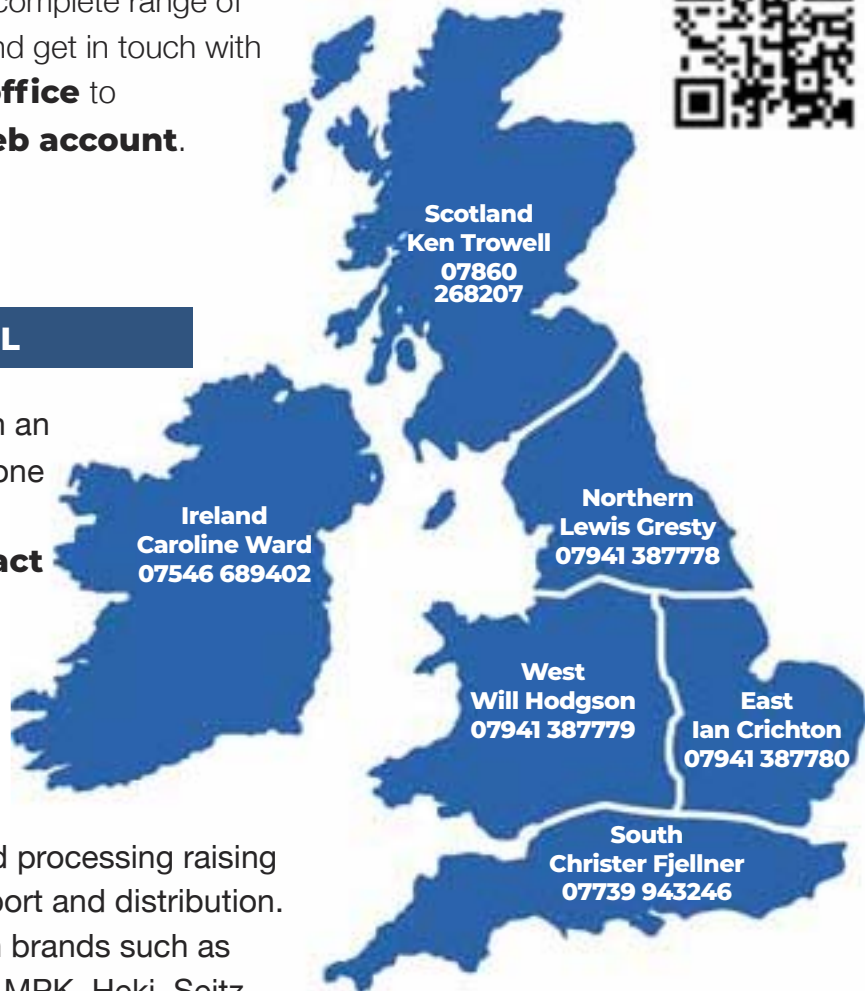
ONLINE

www.plsgroup.co.uk

GIVE US A CALL

Call **01422 313455** to either open an account or place your order with one of our friendly and knowledgeable sales team. **You can also contact one of our nationwide sales representatives** on the area numbers shown opposite.

Our new offices and warehouse have state of art order picking and processing raising the benchmark for customer support and distribution. Large stocks of all our well known brands such as Dometic, John Guest, Powerpart, MPK, Heki, Seitz, Whale Products and much much more!



CONTACT OUR NATIONWIDE SALES TEAM

Looking for a build Kit for your van?

Why not contact your sales team or
our sales office for pricing today



Caroline

Ireland Region & UK Camp Sites
caroline.ward@plsgroup.co.uk
07546 689402



Ken

Scotland
ktrowell7@icloud.com
07860 268207



Will

West Region
will.hodgson@plsgroup.co.uk
07941 387779



Ian

East Region
ian.crichton@plsgroup.co.uk
07941 387780



Lewis

Northern
lewis.gresty@plsgroup.co.uk
07941 387778



Christer

Southern
christer.fjellner@plsgroup.co.uk
07739 943246



ELECTRICAL

BC21521 - 50 LITRE REFRIGERATOR



Available in Stainless Steel finish

BC21521 Black Finish Compressor Refrigerator - 50L



The PowerPart 50 litre 12v fridges, are a budget compressor fridge designed to be a more affordable option to the CRX fridges.

The PowerPart 50 litre 12v fridge is the same size as a CRX50, CRE50 and C50i fridges, commonly used in many campervan conversions. On the door is a digital control panel/display.

The BC21521 and BC21501 fridges also feature sturdy shelving, door trays and a sizable freezer compartment.

BC21501 - 50 LITRE REFRIGERATOR



Available in Black finish

BC21501 Stainless Steel Compressor Refrigerator - 50L



Technical Data

Door type	Single door	Height (mm)	525
Capacity (l)	50	Width (mm)	380
Freezer volume (l)	6	Depth (mm)	510
Fridge volume (l)	44	Weight (kg)	16
Input Power	45w Power Supply: DC12v/24v		
Fridge Op Temp	0C - 10C	R134a, totally CFC free	
Freezer Op Temp	-12C		

DCRE50 - CRE50 COMPRESSOR REFRIGERATOR 12V/24V



DCRE50 CRE50 Compressor Refrigerator

DCRE50 - CRE50 Compressor Refrigerator. The efficient intelligent fridge- 12V/24V - 45 litre Cool Storage and an optional 4.4 litre of freezer space

DCRX50 - CRX50 COMPRESSOR REFRIGERATOR 12V/24V



DCRX50 CRX50 Compressor Refrigerator

DCRX50 CRX50 Compressor Refrigerator 12V/24V - 45 litre
DCRX905 (Mounting frame for CRX50)
DCRX910 (Flush Mounting frame for CRX50)

Providing a 3-in-1 solution, you can choose between having: a fridge, freezer or both at the same time! By automatically adjusting its fan speed to the ambient temperature. The CRX 50 also generates minimal noise. It boasts an intelligent electronic control of the compressor speed making it up to 25 % more efficient. With temperature control via the soft touch control panel and a bevelled back edge for a close fit –



DRM5310 - Single door standard model with battery ignition 230V and gas model

Technical Data			
Door type	Single door	Height (mm)	618
Capacity (l)	60	Width (mm)	486
Freezer volume (l)	5	Depth (mm)	474
		Weight (kg)	20



DRM5330 - Single-door wheel arch model with battery ignition 230V 12V +Gas

DRM5330 - Replaces RM4210/4211LM

Technical Data			
Door type	Single door	Height (mm)	821
Capacity (l)	70	Width (mm)	486
Freezer volume (l)	5	Depth (mm)	474
		Weight (kg)	24

DRM5380 - Dometic Fridge - Replaces RM42381L
DRM5380 Single-door model with battery ignition 230V 12V +Gas

Technical Data			
Door type	Single door	Height (mm)	821
Capacity (l)	80	Width (mm)	486
Freezer volume (l)	5	Depth (mm)	474
		Weight (kg)	24

FREE STANDING



DRF 60 Free Standing Awning Fridge

Technical Data		
Gross capacity approx 60 litres		
Energy supply	230 volts AC	12 volts DC & Gas
Input rating	230 volts/12 volts (110 watts) Gas (13.6 g/h)	
Consumption	230 volts (1.9 kWh/24 h) 12 volts (220Ah/24h) Gas min/max (325/375 g/24h)	

COMBI COOLER



DRC 1200 CombiCool Cooler

Technical Data		
Gross capacity approx 41 litres		
Energy supply	230 volts AC	12 volts DC & Gas
Input rating	230 volts/12 volts (85 watts) Gas (10.6 g/h)	
Consumption	230 volts (8.6 kWh/24 h) 12 volts (170Ah/24h) Gas min/max (197/255 g/24h)	

ELECTRICAL

DRMD105T - 85 LITRE CABINET FRIDGE/FREEZER DOUBLE HINGE



Compressor fridge, 177 l, TFT display, 2 double-hinged doors. This new generation compressor fridge gives you unprecedented convenience: two separate doors for the fridge and freezer that open left and right, high-performance compressor cooling technology, and a versatile interior for organised storage of your food and drink.



FEATURES

- Ultra modern and stylish design
- Automatic power selection
- 3 way power source - LPG gas, 230v AC, 12v DC
- Dometic double hinged door
- Best in class performance
- Extra deep cabinet
- Separate fridge and freezer compartments
- Two point locking system
- Aluminum door handles
- Customizable door panel
- Easy to use soft touch controls
- LED light bar
- Configurable interior and TFT screen



DF2200 - FRESHJET 2200 WITH AIR DISTRIBUTION BOX



DF2200 FreshJet 2200 with Air Distribution Box

DOMETIC FreshJet 2200 with Air Distribution Box. One of the smallest air conditioner units available for caravans and motorhomes of up to 7 m in length (or used in larger vehicles as a duo), the ultra-compact Dometic FreshJet 2200 leaves enough roof space for solar panels, a satellite dish or even a second FreshJet if you need separate air conditioning areas. Its very low starting current ensures that the unit runs smoothly even on campsites with low electrical protection. Efficiently distributing air in two directions, it can cool, heat and dehumidify: ensuring on-board comfort all year round.

PDU HARNESS KIT - PERFECT FOR CAMPERVAN CONVERSIONS

PDU HARNESS & WATER PROBE KIT - BC21007



CONTENTS

- 1 x PDU Unit
 - 1 x Water Probe
 - 1 x VEGAS Control Panel
 - 1 x 12V Harness
 - 1 x 230V Harness
 - 1 x Mains Power Harness
 - 1 x Earth Cable
- All Kits supplied with Instructions leaflet



PDU & HARNESS KIT - BC21004



CONTENTS

- 1 x PDU Unit
 - 1 x VEGAS Control Panel
 - 1 x 12V Harness
 - 1 x 230V Harness
 - 1 x Mains Power Harness
 - 1 x Earth Cable
- All Kits supplied with Instructions leaflet



PDU ONLY - BC21001



CONTENTS

- 1 x PDU Unit
 - 1 x Terminal Kit
- All Kits supplied with Instructions leaflet

PDU harness kit is the ideal solution for converting your van into a camper. A compact yet powerful PDU unit, and everything you'll need to connect to the PDU



CHOOSE YOUR INLET



BC17018 - Prewired White Mains Flush Inlet




BC18031 - Prewired Black Mains Flush Inlet



BC18033 - Prewired 16 Amp CEE Surface Mounted Inlet

UNIVERSAL CONNECTOR HARNESS



240 VOLT MAINS



BC17013 - 230v 3 Metre Extension Cable.
 BC17019 - 230v 2 Metre Extension Cable.
 BC17020 - 230v 1 Metre Extension Cable.



BC17014 - White switched 230v Socket



BC17015 - Prewired C-Line 230v Socket



BC17009 - Pre wired Consumer Unit with 4 x Easy Connect (JE980) Cable Joint Boxes



JE980 - Easy Connect Light Grey (sold in singles)



BC17018 - Prewired Mains Flush Inlet

BCA CONTROL PANELS FOR CARAVANS AND MOTORHOMES



CP170103 - Denver Digital Control Panel

This Universal Denver Digital Control Panel for 12 Volt systems is designed to replace an existing model used in a Caravan or Motorhome.

- Digital Display ● Master switch ● Interior Lights
- Awning Light ● Water Pump

CP170103 - Denver Digital Control



CP170908 - Control Panel Surround Bronze



CP170910 - Control Panel Surround Charcoal Grey



CP170913 - Control Panel Surround Silver

Vegas Digital Control Panel

This Vegas Control Panel is for 12v systems and is designed to replace an existing model used in a Caravan or Motorhome.

- Master switch ● Interior Lights ● Awning Light
- Water Pump ● Water level Indicator ● Volt Meter



Special Order Only - Vegas Control Panel

To ensure you receive the correct control panel for your Caravan or Motorhome please contact Pennine Leisure Supplies by email to info@plsgroup.co.uk with your Caravan or Motorhome Make, Model, Year and Serial Number.

Seattle Digital Control Panel

This Vegas Control Panel is for 12v systems and is designed to replace an existing model used in a Caravan or Motorhome.

- Digital Display ● Master switch ● Interior Lights
- Awning Light ● Water Pump. ● Volt Meter
- Clock ● Internal Temperature



Special Order Only - Seattle Control Panel

To ensure you receive the correct control panel for your Caravan or Motorhome please contact Pennine Leisure Supplies by email to info@plsgroup.co.uk with your Caravan or Motorhome Make, Model, Year and Serial Number.

MAINS EXTENSION LEADS



For connecting your caravan to electricity on site.

PO106A - 10 metres

PO106C - 20 metres

PO106B - 15 metres

PO106D - 25 metres



PO106N - Mains Lead 25 metres
with 90 Degree Connector



PO122 - CEE plug & coupler safebox.



JE938- Cable Wraptor
Adjustable Holder with hand grip
for up to 25 metres



PO305 - ORCA Cable extension Reel



140104 - Mains Cable Bag



JE930 - Cable extension storage wheel.
up to 25 Metre Cable

JE930-12 - Cable extension storage wheel.
Box of 12



Trailer Cables - 100 metre Rolls.

WE850N - Black 7 core cable
(6x1.0mm & 1x2.0mm).

WE875N - Black 7 core cable
(6x1.5mm & 1x2.5mm).

UN25R - 11mm cable clips *Not illustrated*

UN15R - 9mm cable clips *Not illustrated*



WE220 - Black 12 Core Cable (50 Metre Coil)
(7 x 1.5mm & 5 x 2.5mm)



Cable - 100 metre Rolls

311010 - 1.0mm black/white flat twin cable.

BI3250 - x3 core 2.5mm orange.

312595 - 2.5mm black/red flat twin cable.

BI325W - x3 core 2.5 White.

314095 - 4.0mm black/red flat twin cable.

BI998 - White Coaxial

BI315W - x3 core 1.5mm white.

FOR CONVERTING EXTENSIONS FOR YOUR CONVENIENCE



P0107A - 13 amp plug to caravan coupler.



P0108 - Continental Plug to caravan coupler.



P0107B- 13 amp socket to caravan plug.



P0110 - 16amp CEE Mains coupler.



P0112 -16amp CEE Surface Mounted Inlet complete with splash proof flap.



P01081 - Continental Socket to caravan plug



P0109 - 16amp CEE Mains site plug.



P0124 - Mains 3 way splitter



SC500 - Mains Garage Socket to fit at home in garage to connect caravan to electricity.



P0110N - 90° 16amp CEE Mains coupler.



P0126 - Mains 2 way splitter



P0107S - CEE Conversion plug.



1 P0111 - Continental site plug.
2 P0111A - Continental coupler.



ME902 - Caravan Mains Tester



JE950 - Black 13 amp Rubber Socket

ELECTRICAL



PO113 - Beige Flush Fitting Mains Inlet



PO113B - Black Flush Fitting Mains Inlet



PO113W - White Flush Fitting Mains Inlet



PO114 - White Rectangular Flush Fitting Inlet



PO140 - Black Flush Fitting Mains Inlet



PO141 - White Flush Fitting Mains Inlet



PO139 - White TND external 13 amp socket box




PO145 - Grey TND External 13 Amp Socket Box and Isolator Switch



PO121 - White Utility Box C/W 12v socket, TV socket, Satellite socket and Continental socket




PO119 - White Rectangular Flush Fitting Outlet



PO114F - White Replacement Flap & Pins
PO114B - Empty Rectangular Box.



PO144 - White TND External 13 Amp Socket Box and Isolator Switch



PO139F - White TND replacement flap
PO145F - Grey TND replacement flap



JE960 - 13 Amp Socket with flap




PO147 - White TND External 13 Amp Socket Box and Satellite Point
PO148 - Grey TND External 13 Amp Socket Box and Satellite Point
PO153 - Grey TND External 13 Amp Socket Box



PO142 - White TND Isolator Switch Box



PO100 - Standard Mains Installation Kit.
A full kit to fit mains electricity into your caravan.




PO103 - Mains Consumer Unit. This unit gives you maximum security with mains electricity in your caravan.

- L492 - 5 Mod. Clear Cover
- L490 - Complete Empty Enclosure



PDU1 - Power Distribution Unit

This product is not intended to replace existing pdu's if you require a replacement unit contact BCA Leisure Group.



PO104 - Deluxe Consumer Unit

Based on our experience the consumer unit has all the facilities of the standard unit but is internally wired for ease of fitting. Complete with 10A MCB and 6A MCB and 25A RCD

- L502 - 8 Mod. Clear Cover
- L500 - Complete Empty Enclosure



PO120 - 20 Amp output Suitable for use with

- | | |
|--------------------------|------------------|
| Bailey Unicorn, | Elddis Crusader, |
| Bailey Pegasus, | Elddis Affinity, |
| Bailey Orion, | Elddis Compass, |
| Bailey Pursuit, | Elddis Corona, |
| Coachman Amara | Elddis Omega, |
| Coachman Vision | Elddis Rallye, |
| Coachman Pastiche (2016) | Lunar Clubman, |
| Coachman VIP (2016) | Lunar Delta, |
| Coachman Laser (2016) | Lunar Quasar, |
| Elddis Avante, | Lunar Ariva, |
| Elddis Xplore, | Lunar Lexon, |
| Elddis Buccaneer, | Lunar Stellar, |
| Elddis Majestic, | Lunar Venus. |
| Elddis Autoquest, | |



PO116 - 10 Amp output Suitable for use with Adria (All Models) and older UK models



PO127 - Coachman 20 Amp output charger, with signal wire. Suitable for use with Coachman



PO123 - Battery Conditioner & Dual Stage Charger 20 Amp output. Suitable for use with

- | | |
|--------------------|------------------------|
| Bailey Approach 1 | Coachman VIP |
| Bailey Approach II | (up to 2015), |
| Bailey Autograph, | Coachman Laser |
| Bailey Advance, | (up to 2015), |
| Coachman Pastiche | Elddis Encore (Range), |
| (up to 2015), | Equi-Trek Evolution |

BCA RELAY CONTROL SYSTEM



320307 - BCA Relay Control System Replacement PCB for Board 269MD



BCA Relay Control Systems
320301 - Replacement PCB for Board PCB184MD PCB



320306 - BCA Relay Control System Replacement PCB for Board 231MD & 314MD



320305 - BCA Relay Control System Replacement PCB for Board 233MD Supplied with 320111 Link Cable

320302 - Replacement PCB for Board PCB164MD PCB

320303 - Replacement PCB for Board PCB147MD PCB

320304 - Replacement PCB for PCB134MD PCB

320308 - Replacement PCB for Board PCB184MD PCB Motorhomes



320309 - BCA Relay Control System Replacement PCB for Board 268MD R3

CIRCUIT BREAKERS & RCD's

NBSe

DOUBLE POLE RCD



L240EB - 40 Amp earth leakage breaker

NBSe

DOUBLE POLE RCD



L225A - 25 Amp RCD

GACIA

DOUBLE POLE RCD



L225GA - 25 Amp RCD

DOUBLE POLE MCB



L205MB - 6 amp double pole MCB

DOUBLE POLE MCB



L205A - 6 amp double pole MCB
L210A - 10 amp double pole MCB
L215A - 16 amp double pole MCB

DOUBLE POLE MCB





L205GA 6 amp double pole MCB
L210GA 10 amp double pole MCB
L215GA 16 amp double pole MCB

SINGLE POLE & SINGLE POLE / NEUTRAL

Mains Spares

- (A) L106N - 6 Amp Single Pole & Neutral MCB
- L110N - 10 Amp Single Pole & Neutral MCB



- (B) L105MB - 6 Amp Single Pole MCB
- L110MB - 10 Amp Single Pole MCB
- L115MB - 16 Amp Single Pole MCB
- L120MB - 20 Amp Single Pole MCB
- L132MB - 32 Amp Single Pole MCB



BC18023 - Dual stage power supply link to PO123 Battery Conditioner & charger



320320 - 12 Volt Relay and Base

HARNESS CONNECTORS - ALL CONNECTORS SOLD COMPLETE WITH PINS



VL02 - 2 Way Connector



VL03 - 3 Way Connector



VL06 - 6 Way Connector



VL08 - 8 Way Connector



VL12 - 12 Way Connector



VL04L - 4 Way Connector (Long)



VL04S - 4 Way Connector (Square)



VF01 - 1 Way Connector



VF02S - 2 Way Connector (Square)



VF02T - 2 Way Connector (T)



VF04 - 4 Way Connector



VF06 - 6 Way Connector



VF11 - 11 Way Connector



VR03 - 3 Way Connector



VC03 - 3 Way Connector




JE986 - Black Cable Entry Cover
JE987 - Beige Cable Entry Cover



JE975 - Mains 240V Connector



JE977 - Mains 240V C-Line connector



JE980 - White Easy Connect
JE981 - Dark Grey Easy Connect

INSULATED RING TERMINALS - ALL TERMINALS SOLD IN PACKS OF 100



Male Bullet Connectors:

- SK1234 - Red 4mm Diameter - Cable Size 0.5mm - 1.5mm
- SK1344 - Blue 5mm Diameter - Cable Size 1.5mm - 2.5mm
- SK1454 - Yellow 6mm Diameter - Cable Size 4mm - 6mm

Sold in packs of 100



Female Bullet Connectors:

- SK1224 - Red 4mm Diameter - Cable Size 0.5mm - 1.5mm
- SK1334 - Blue 5mm Diameter - Cable Size 1.5mm - 2.5mm
- SK1444 - Yellow 6mm Diameter - Cable Size 4mm - 6mm

Sold in packs of 100



Butt Connectors:

- SK1220 - Red - Cable Size 0.5mm - 1.5mm
- SK1330 - Blue - Cable Size 1.5mm - 2.5mm
- SK1440 - Yellow - Cable Size 4mm - 6mm

Sold in packs of 100



SK1350 - Blue 6.3mm Spade (Female) Insulated Terminal



SK1355 - Blue Spade 6.3mm Tab (Male) Insulated Terminal



Un-Insulated Terminals:

- SK9084 - 6.3mm Tab - Cable Size 0.5mm - 1.5mm
- SK9085 - 6.3mm Tab - Cable Size 1.5mm - 2.5mm

Sold in packs of 100



SK1356 -- Blue 6.3mm Piggy-Back Insulated Terminal



SK1332 - Blue Heat Shrink Connector



Low Voltage Scotch Locks:

- SK9069 - Red - Cable Size 0.5mm - 1.5mm
- SK9070 - Blue - Cable Size 1.5mm - 2.5mm
- SK9071 - Yellow - Cable Size 4mm - 6mm

Sold in packs of 100



SK1479 - Yellow 9.5mm Diameter Female Spade Connector



SK9026 --

Assorted Coloured Heatshrink 2:1

SK9027 --

Assorted Black Heatshrink 2:1

SK9028 -- Assorted Coloured Heatshrink 2.1:



Red

Cable Size 0.5mm - 1.5mm

- SK1203 - 3mm ring
- SK1204 - 4mm ring
- SK1205 - 5mm ring
- SK1206 - 6mm ring
- SK1208 - 8mm ring
- SK1210 - 10mm ring

Blue

Cable Size 1.5mm - .5mm

- SK1304 - 4mm ring
- SK1305 - 5mm ring
- SK1306 - 6mm ring
- SK1308 - 8mm ring
- SK1310 - 10mm ring

Yellow

Cable Size 4mm - 6mm

- SK1405 - 5mm ring
- SK1408 - 8mm ring
- SK1410 - 10mm ring

NBB BATTERY HOUSINGS & LOCKER DOORS

NBB Battery Box Door with Infill Size: 595 x 315mm Aperture Size 557 x 278mm



P0560	White with WD Barrel & 2 Keys Including Frame
P0811	White for Vecam Lock Barrel & 2 Keys (NOT inc Frame & Barrel)
PD1702	White for Trimark Snake Barrel (NOT inc Frame & Barrel)
PD1706	White for Fawo Barrel (NOT inc Frame & Barrel)
P0562	Magnolia with WD Barrel & 2 keys inc Frame
P0563	Dark Grey with WD Barrel & 2 keys inc Frame

NBB Battery Box Door Open without Infill Size: 595 x 315mm Aperture Size 557 x 278mm



P0561	White for WD Lock Barrel (NOT inc Frame & Barrel)
PD1703	White for Trimark Snake Barrel (NOT inc Frame & Barrel)
PD1705	Dark Grey for Trimark Snake Barrel (NOT inc Frame & Barrel)
P0810	Light Grey to suit Vecam Lock Barrel (NOT inc Frame & Barrel)

Battery Boxes and Lockers



P0595	Locker Box includes 13 Amp Socket	P0570	White Battery Box with Door	PB1801	Dark Grey Battery Box with Door
P0560	White Door NOT included	P0592	Magnolia Battery Box with Door		

Battery Boxes and Lockers Spare Parts



320103 Grey NBB Hinge
320108 White NBB Hinge Pin
320109 Beige NBB Hinge Pin



P0600 NBB Door Seal
(fits all Door sizes)



320101 NBB Partition Seal



PD1790 - Grey NBB Frame
c/w Seal
PD1791 - White NBB Frame
c/w Seal



P0362 - Trimark Snake Cut Lock
complete with 2 Keys



P0387 - Zadi Vecam Barrel
complete with 2 Keys



A1058 - West Alloy WD Barrel
complete with 2 Keys



P0365 - West Alloy WD Barrel
with 2 Keys Short Tang

NDS BATTERY BOX & LOCKER DOOR

NDS Battery Box Doors



P0790



P0590 -
NDS Replacement
Door Seal 200cm
(fits all sizes)



P0795



Hinge Pins

320104 - White hinge pin
320105 - Beige hinge pin
For use on NDS Doors

P0790 | NDS White Battery Box / Locker Box Door

Physical Size: 595 x 343mm* Aperture Size 557 x 278mm*
Note: * Only available to replace existing fitted Battery Box Doors

P0795 | NDS White Double Locker Frame

Physical Size: 837 x 315mm* Aperture Size 795 x 300mm*
Note: * Only available to replace existing fitted Battery Box Doors

NFDX BATTERY BOX & LOCKER DOOR

NDS Battery Housing & Locker Doors



320110 NFDX White Flush Door Hinge
320111 NFDX Beige Flush Door Hinge
320112 NFDX Grey Flush Door Hinge



P0622 - 2008 Battery Box Seal

MINI LOCKER DOOR

Mini Locker Door and locks



P0621 | Mini Locker Door, complete with Lock & Keys

Physical Size: 405 x 3330mm Aperture Size 360 x 293mm



A1055 Complete Lock
Assembly



A1056 Lock Assembly
(No Barrel & Key)



A1058 WD Barrel & Key



320107 Battery Box Cable
Entry Gland



P0580 - Black Plastic Battery Box - Black (265 x 180 x 200mm)
 P0580 -4 - Box of 4 Plastic Battery Boxes - Black



P0588 - Plastic Battery Box - Black (405x200x190mm)
 P0588-10 - Box of 10 Plastic Battery Boxes - Black



320102 - Battery Tray 40cm Long x 18cm wide x 5cm Deep



320106 - NBB Battery box tray 40cm Long x 20cm wide x 8.5cm Deep



P0934 - Battery Strap or Gas Bottle Strap 1200mm long
 Complete with Buckle.



P0922 - Battery Strap Holder. Leisure Battery Securing Strap Bracket
 suitable for Caravans and Motorhomes

UNDERFLOOR BATTERY BOX



P0553 - Underfloor Battery Box
 P0554 - Lid for UNDERfloor Battery Box

SOLAR POWER TECHNOLOGY

CURVE SOLAR PANEL

Features

- 30° flexibility
- Coated surface which can be walked on in deck shoes.
- Highly efficient monocrystalline cells
- Can be conveniently placed on curved solid surfaces
- Can be easily bonded using Sikaflex (no need for drilling)
- 2 x 6 metre 4mm Single Core Cable fitted with type MC4 Connectors (length 200mm)
- Waterproof Cable Entry Cover
- Sunshine 10 Amp Dual Charge Controller

Stock Code	Description
SS050F	Curve Flexible 50W Solar Panel Kit
SS080F	Curve Flexible 80W Solar Panel Kit
SS100F	Curve Flexible 100W Solar Panel Kit
SS120F	Curve Flexible 120W Solar Panel Kit
SS150F	Curve Flexible 150W Solar Panel Kit



RIGID MONOCRYSTALLINE SOLAR PANEL KITS

Features

- MC4 Connectors
- 2 x 6M Single Core Cable
- Waterproof Cable Entry Cover
- 4 x ABS Moulded Corner Brackets
- Sunshine 10 Amp Dual Charge Controller

Stock Code	Description
SS080R	Rigid 80W Panel Kit
SS100R	Rigid 100W Panel Kit
SS120R	Rigid 120W Panel Kit



SS002 - Plastic Panel Corner mounts sold in pack of 4's



TF150 - 150 Watt Inverter
TF600 - 600 Watt Inverter

- Compact soft start inverters.
- Reverse polarity protection.
- Short circuit overload protection.
- Modified sine wave output LED fault indicator

TF300 - 300 Watt Inverter
TF1000 - 1000 Watt Inverter



SS001 - Solar Panel 10 amp Dual Charge Controller



SS003 - Compact Panel Regulator - 7 Amp



SS004 - Dual Charge Controller - 20 Amp



SS005 - Single Charge Controller - 10 Amp



SS006 - Single Charge Controller - 20 Amp

ST730 - FLEXI ROOF TOP (TOP CABLE) SOLAR PANEL KIT - 120W



120W PV Logic Flexi Solar Panel Roof and Deck Top Kit. This 120w PV Logic solar panel roof and deck top kit enables the solar panel to be professionally fitted to the roof of a caravan, motorhome or yacht. Delivering up to 720wh per day, the 120w panel is supplied with all you need for fitting including a 15A MPPT charge controller, bonding agent, a 4m cable, terminals, fuse and detailed installation instructions. Size: 1160 x 665 x 4mm. Weight 5.6 Kgs

ST732 - FLEXI ROOF TOP (TOP CABLE) SOLAR PANEL KIT - 150W



150W PV Logic Flexi Solar Panel Roof and Deck Top Kit. This 150w PV Logic solar panel roof and deck top kit enables the solar panel to be professionally fitted to the roof of a caravan, motorhome or yacht. Delivering up to 900wh per day, the 150w panel is supplied with all you need for fitting including a 15A MPPT charge controller, bonding agent, a 4m cable, terminals, fuse and detailed installation instructions. Size: 1515 x 665 x 4mm. Weight 6.7 Kgs

ST735 - FLEXI ROOF TOP (REAR CABLE) SOLAR PANEL KIT - 120W



120W PV Logic Flexi Solar Panel Roof and Deck Top Kit. This 120w PV Logic solar panel roof and deck top kit enables the solar panel to be professionally fitted to the roof of a caravan, motorhome or yacht. Delivering up to 720wh per day, the 120w panel is supplied with all you need for fitting including a 15A MPPT charge controller, bonding agent, a 4m cable, terminals, fuse and detailed installation instructions. Size: 1160 x 665 x 4mm. Weight 5.6 Kgs

ST737 - FLEXI ROOF TOP (REAR CABLE) SOLAR PANEL KIT - 150W



120W PV Logic Flexi Solar Panel Roof and Deck Top Kit. This 120w PV Logic solar panel roof and deck top kit enables the solar panel to be professionally fitted to the roof of a caravan, motorhome or yacht. Delivering up to 720wh per day, the 120w panel is supplied with all you need for fitting including a 15A MPPT charge controller, bonding agent, a 4m cable, terminals, fuse and detailed installation instructions. Size: 1160 x 665 x 4mm. Weight 5.6 Kgs

PORTABLE SOLAR TECHNOLOGY

ST700 - PORTABLE FOLD UP 8W BATTERY MAINTAINER



tST700 - 8W Fold Up Solar Panel Battery Maintainer Battery remains charged and does not go flat over time ? perfect for cars, vans, motorhomes, caravans, boats and other vehicles. It connects directly to a battery without the need for a charge controller (unless the battery is smaller than 60A. Approx 52w per day, Approx 4.29A per day. Consists of twin crystalline solar panels that fold closed into a tiny 230 x 198 x 15mm package making it ideal to store. When open 470 x 198 x 7.5mm. Weight 600g. There is no potential of reverse current drain and connection can either through the supplied 12v auto plug, or crocodile clips, cable length 3m. The all-weather 8w can be positioned anywhere inside, or out, so long as it is facing the sun. Rubber suction cups are supplied so the panel can be secured to a vehicle's windscreen.

ST705 - PORTABLE FOLD UP 90W SOLAR PANEL



90W Fold Up Solar Panel. Slimline fold up solar panel is ideal for rapid battery charging on the go for caravans, boats, campervans and motor homes. The panel connects directly to the battery through its 10Ah inline charge controller and comes complete with 500mm crocodile clips and a 40mm 12V auto plug. The 90 watt fold up panel consists of twin crystalline solar panels that folds into a carry case. The 90w panel is supplied with Integrated fold away stand, Extension cable with crocodile clips and 12v auto plug. 10Ah charge controller with in built diode to prevent reverse battery feed. Approx 585w per day, Approx 48A per day. Size 540 x 525 x 40mm. Weight 3.45 Kgs

ST780 - HUBI GO 10K



Hubi Go 10K Hubi Go is a portable power and lighting system operating from a super-efficient solar panel. An ideal set up for homes, camping holidays, or anywhere that is remote from a grid connection. Using a state of the art lithium battery hub and two bright lanterns, the Hubi Go is perfect for illumination and powering small devices at 5v DC (mobile phones, tablets etc) and 12v DC (TVs, compressors, lap tops etc). Size: 220 x 146 x 50mm. Weight 4.5 Kgs

ST782 - HUBI GO 10K WITH AC MAINS ADAPTOR



SOLAR TECHNOLOGY Hubi Go 10K including AC Mains Adaptor Hubi Go is a portable power and lighting system operating from a super-efficient solar panel. An ideal set up for homes, camping holidays, or anywhere that is remote from a grid connection. Using a state of the art lithium battery hub and two bright lanterns, the Hubi Go is perfect for illumination and powering small devices at 5v DC (mobile phones, tablets etc) and 12v DC (TVs, compressors, lap tops etc). Size: 220 x 146 x 50mm. Weight 4.5 Kgs

ST710 - MONO HIGH DENSITY MOTORHOME SOLAR PANEL KIT - 155W



155wp Rigid Mono High Density (MHD) solar panel. This panel offers all the advantages of the standard PV Logic rigid 150wp panel but with a smaller footprint and much lower weight. With the potential of delivering up to 1kw of power per day. This smart, all-black panel panel is supplied with a 4m cable, terminals, fuse and detailed instructions. Note ? A charge controller will be needed to protect a battery from reverse feed and overcharging. Supplied with 4M Cable and pack of fuses and ring terminals. Size: 1310 x 670 x 30mm. Weight: 9.5 Kgs

ST720 - RIGID PANEL MOTORHOME SOLAR PANEL KIT - 100W



100W PV Logic Rigid Solar Panel Roof and Deck Top Kit. This solar panel is to be professionally fitted to the roof of a caravan, motorhome, yacht or narrow boat. The most popular panel in the PV Logic range, the 100w is fitted as standard by many of the UK's leading boat builders, campervan, caravan and motorhome manufacturers. This panel will deliver up to 600wh per day. This roof and deck top kit is supplied with a 100w PV Logic solar panel, ABS Corner brackets, 15A MPPT charge controller, 4m cable, connectors, fuse, bonding agent, cable feed gland and detailed installation instructions. Size: 1005 x 670 x 35mm. Weight 7.8 Kgs.

ST722 - RIGID PANEL MOTORHOME SOLAR PANEL KIT - 120W



100W PV Logic Rigid Solar Panel Roof and Deck Top Kit. This solar panel is to be professionally fitted to the roof of a caravan, motorhome, yacht or narrow boat. The most popular panel in the PV Logic range, the 100w is fitted as standard by many of the UK's leading boat builders, campervan, caravan and motorhome manufacturers. This panel will deliver up to 600wh per day. This roof and deck top kit is supplied with a 100w PV Logic solar panel, ABS Corner brackets, 15A MPPT charge controller, 4m cable, connectors, fuse, bonding agent, cable feed gland and detailed installation instructions. Size: 1005 x 670 x 35mm. Weight 7.8 Kgs.

ST725 - RIGID PANEL MOTORHOME SOLAR PANEL KIT - 150W



150W PV Logic Rigid Solar Panel Roof and Deck Top Kit. This solar panel is to be professionally fitted to the roof of a caravan, motorhome, yacht or narrow boat. The most popular panel in the PV Logic range, the 150w is fitted as standard by many of the UK's leading boat builders, campervan, caravan and motorhome manufacturers. This panel will deliver up to 900wh per day. This roof and deck top kit is supplied with a 150w PV Logic solar panel, ABS Corner brackets, 15A MPPT charge controller, 4m cable, connectors, fuse, bonding agent, cable feed gland and detailed installation instructions. Size: 1475 x 670 x 35mm. Weight 11.1 Kgs.


INTRODUCING OUR NEW SLIMLINE C-Line System LP SURROUNDS

Our modern Low Profile C-Line plate design available in three finishes and two sizes, single and double.



Available in

- Gloss Black Finish
- Matt Black Finish
- Matt Grey Finish
- Base Grey Plate
- Ultra slim
- 3.5mm profile
- Reliable clip-in system



Gloss Black Finish



P0521 - 1 Way Gloss Black Surround
P0522 - 2 Way Gloss Black Surround

Matt Grey Finish



P0511 - 1 Way Matt Grey Surround
P0512 - 2 Way Matt Grey Surround

Matt Black Finish



P0515- 1 Way Matt Black Surround
P0516 - 2 Way Matt Black Surround


Base Grey Mounting Frame



P0501- 1 Way Grey Base Mounting Frame
P0502 - 2 Way Grey Base Mounting Frame


*Please note supplied as surrounds only.
insets sold separately.*

**C - Line CT System Range
Colour - Grey**




P0290 - 1 Way Surround
P0292 - 2 Way Surround
P0293 - 3 Way Surround

**C - Line CS System Range
Colour - Black**



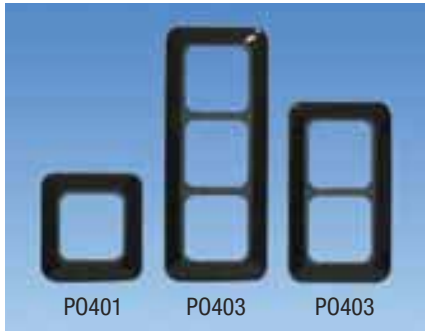
P0490 - 1 Way Surround
P0492 - 2 Way Surround
P0493 - 3 Way Surround

**C - Line CX System Range
Colour - Grey**




P0280 - 1 Way Surround
P0282 - 2 Way Surround
P0283 - 3 Way Surround

**C - Line CT System Range
Colour - Black**




P0401 - 1 Way Surround
P0402 - 2 Way Surround
P0403 - 3 Way Surround

**C - Line CT System Range
Colour - Gun Metal Grey**




P0275 - 1 Way Surround
P0276 - 2 Way Surround
P0277 - 3 Way Surround

**C - Line CT System Range
Colour - Silver**



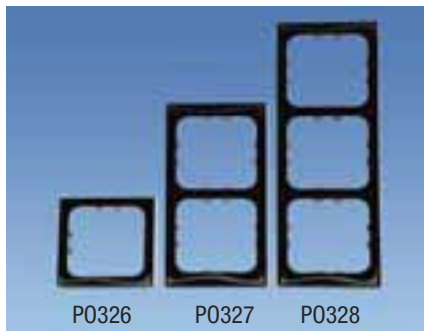
P0480X - 1 Way Surround
P0482X - 2 Way Surround
P0483X - 3 Way Surround

**C - Line CG System Range
Colour - Matt Black**




P0405 - 1 Way Surround
P0406 - 2 Way Surround
P0407 - 3 Way Surround

**C - Line CG System Range
Colour - High Gloss Black**



P0326 - 1 Way Surround
P0327 - 2 Way Surround
P0328 - 3 Way Surround

**C - Line CG System Range
Colour - High Gloss Chrome**



P0321 - 1 Way Surround
P0322 - 2 Way Surround
P0323 - 3 Way Surround




P0251 - Flap & Surround
P0411 - Flap & Surround - Black



P0295 - 1 Way Surround
Surface Mount Only

CX SPACER SYSTEM

**CX - Spacer
System**



P0270 P0272 P0273

P0270 - 1 Way Surround for
P0280-P0283 Only

P0272 - 2 Way Surround for
P0280-P0283 Only

P0273 - 3 Way Surround for
P0280-P0283 Only

C - LINE SYSTEM RANGE

OPTION 1



P0298 P0250 P0295

OPTION 2



P0296 P0250 P0290

OPTION 3



P0296 P0270 P0250 P0280



P0250 - 13 Amp Socket
P0410 - 13A Socket - Black



P0238 - Integrated C-Line 230V Socket - Grey



P0268 - Twin USB Socket (5 Volt 1.5 Amp)
P0428 - Twin USB Socket - Black (5 Volt 1.5 Amp)



P0438 - Integrated C-Line 230V Socket - Black



P0269 - Twin USB Socket 5 Volt 1.5 Amp, and 5 Volt 1 Amp



JE977 - Mains 240V C-Line Socket Splitter



P0252 - 12 Volt Socket and TV
P0412 - 12 Volt Socket & TV -Black



P0255 - 12 Volt TV/Sat Socket
P0415 - 12 Volt TV/Sat Socket - Black



P0257 - Satellite Socket
P0417 - Satellite Socket - Black



P0239 - TV Socket



P0259 - 12 Volt and Satellite Socket - Grey
P0419 - 12 Volt and Satellite Socket - Black



BC17015 - Prewired C-Line 230V Socket



P0248 - 12 Volt Meter
P0408 - 12 Volt Meter - Black



P0249 - Blank plate
P0409 - Blank plate - Black




P0258 - Double Satellite Socket
P0418 - Double Satellite Socket - Black




P0254 - TV & Satellite Socket
P0414 - TV & Satellite Socket - Black



P0243 - C-Line Touch Dimmer Switch



P0265 - Single Switch
P0425 - Single Switch - Black



P0266 - Double Switch
P0426 - Double Switch - Black



RI417 - C-Line USB Mounting Plate - Grey



RI419 - C-line Double USB Socket 2 x 2.4 Amp



P0261 - 10 Amp fused spur



320050 - Volt meter



320065 - 9/16V Voltage Meter



P0353 - Black Water/Volt Meter



P0129 - BCA Surface mounted Wireless Charger



P0296 - Circular Back Box



P0298 - Surface Mount back Box
P0458 - Surface Mount back Box Black


ANGLED SOCKET

To improve mounting on worktop or wall fixing.
Can be fitted either vertical or horizontal.

*Does Not include
Sockets.*



P0284 - 2 Way Angled Socket - Dark Grey



P0352 - C-Line adaptor plate



P0299 - C-Line Spacer tool



P0244 - Line Battery Monitor Panel
P0245 - Light Switch Panel
P0267 - Twin Switch (12V + Pump)

ELECTRICAL



BLADE FUSES

400103	- 1 Amp Blade Fuse	Black	●	(Bulk Pack of 50)
400106	- 5 Amp Blade Fuse	Beige	●	(Bulk Pack of 50)
400111	- 10 Amp Blade Fuse	Red	●	(Bulk Pack of 50)
400116	- 15 Amp Blade Fuse	Blue	●	(Bulk Pack of 50)
400121	- 20 Amp Blade Fuse	Yellow	●	(Bulk Pack of 50)
400101	- 1 Amp Blade Fuse			(Pack of 5)
400104	- 3 Amp Blade Fuse			(Pack of 5)
400105	- 5 Amp Blade Fuse			(Pack of 5)
400110	- 10 Amp Blade Fuse			(Pack of 5)
400115	- 15 Amp Blade Fuse			(Pack of 5)
400120	- 20 Amp Blade Fuse			(Pack of 5)
400150	- Assorted Blade Fuse			(Pack of 10)
400210	- 10 Amp Mini Blade Fuse			(Pack of 5)



SK9030 - Blade Fuse Holder



P0932 - 12v Adapter to Crocodile Clips



P0937 - Battery Isolator Switch - 100 Amp
10021 - Replacement Key



P0933 - 12v Adapter to 2 x 12v Sockets



P0938 - Battery Isolator Switch - 200 Amp



RI406- 12v Surface mount socket



P0936 - 12 Volt Socket Extension Lead. 3 metre.



RI438 - 12 Volt USB Charger Suitable for iPhone / iPad / iPod and other tablets



400102 - 6 Way Blade Fuse Holder



P0902 - Quick Release Battery Clamps



P0935 - Pre-Wired Brass Battery Clamps



RI450 - 12 Volt Jack Plug complete with Fuse



RI490 - Standard 12 Volt Jack Plug with switch



RI410 - 12 Volt Flush mount socket



RI435 - Double USB cigarette socket with switch and 1 Metre extension cable



RI408 - 12 Volt surface mounted socket with flap



400000 - Continental Fuse Holder complete with 16A Ceramic Fuse




400102 - 6 Way Blade Fuse Holder



P0921 - Quick Release Battery Clamps. Clamps pre-wired with 1.5 metres of cable.



P09022 - Brass Battery Clamps



P0929 - Battery Clamp Covers



RI430 - Double USB cigarette socket with switch



RI460 - Standard 12 Volt Jack Plug



RI407 - 12 Volt Socket recessed with flap



P0218 - Thirlemere Cordless Kettle 1.2L - 750W
Chrome Brushed metal finish
P0218-12 Box of 12 Chrome effect kettles



P0219 - Thirlemere Cordless Kettle 1.2L - 750W
Red Brushed metal finish
P0219 -12 Box of 12 Red kettles



P0220 - Thirlemere Cordless Kettle 1.2L - 750W
Blue Brushed metal finish
P0220-12 Box of 12 Blue kettles



P0221 - Thirlemere Cordless Kettle 1.2L - 750W
Green Brushed metal finish
P0221-12 Box of 12 Green kettles



P0222 - Thirlemere Cordless Kettle 1.2L - 750W
Black Brushed metal finish
P0222 -12 Box of 12 Black kettles



P0223 - Thirlemere Cordless Kettle 1.2L - 750W
White Brushed metal finish
P0223-12 Box of 12 White kettles



ET1760 - Silver microwave oven 17 litre
W 452mm x H 262mm x D 335mm



P0241 - White Coolwall Toaster 800 Watt
P0241-6 - Box of 6 White Coolwall Toasters



P0246 - Chrome 2 Slice Toaster 900 Watt
P0246-6 - Box of 6 Chrome 2 Slice Toasters



P0242 - Black Coolwall Toaster 800 Watt
P0242-6 - Box of 6 Black Coolwall Toasters

ELECTRICAL



LG230 – ALUDRA - Aluminium Switched Flexi Spotlight



LG240 – HERCULES - Chrome Switched Flexi Spotlight c/w USB



LG250 – SABIK - Chrome Switched Directional Spot c/w USB



LG260 - MAIA - Chrome Switched Directional Spotlight



LG270 - DORADO - Black Switched Flexi Spotlight



P0788 - MENSA 1 SMD Dimming 12V Spotlight c/w USB port



P0789 - APUS 1 SMD Dimming 12V Spotlight

PANEL LIGHTING



DLT03 - LED Panel Light 100mm x 100mm x 5mm



DLT06 - LED Panel Light 200mm x 100mm x 5mm

LED FLEXI LIGHTING



LE840 - LED Flexi Reading Light - Black
LE841 - LED Flexi Reading Light - Chrome



Touch sensitivity

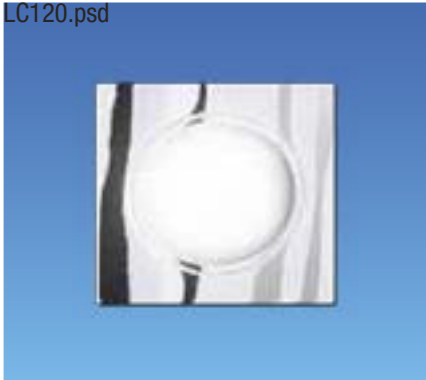
LE860 - USB LED lamp with USB socket - Black
LE862 - USB LED lamp with USB socket - White



DLT09 - LED Panel Light 300mm x 100mm x 5mm

LED DOWNLIGHTERS

LC120.psd



P0782 - Recessed Downlighter 24 LED Chrome



P0749 - Chrome Ceiling Light
24 LED Light - 24 Watt



LG200 - DELTA Recessed Aluminium
Spotlight Touch Switch

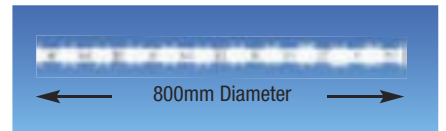


LG210 - CARINA Recessed Polished Aluminium
Downlighter

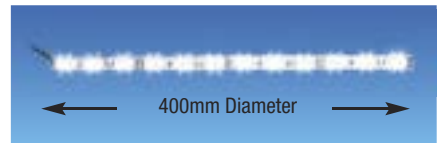


LG220 - LEO - Recessed Chrome
Waterproof IP68 Stairlight

LED STRIP



X913511 - LED Strip 800mm




X913512 - LED Strip 400mm



LC100 - LED Astro Light Waterproof to IP66
12 volts (White)




LC105 - LED Astro Light Waterproof to IP66
12 volts (Grey / Silver)



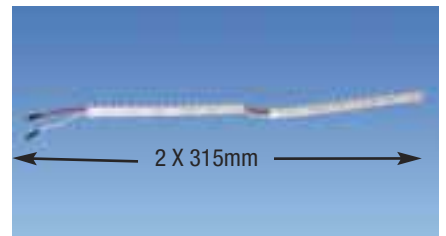
LC120 - LED Strip 500mm
LC122 - LED Strip 1000mm



LE460 - LED coil - 1500mm Length



LE418 - Bailey LED Strip Light Assembly



LE446 - Bailey double LED strip




4303706 - Sigma LED Tube -
(Features built in Switch 14 LED 25cm)

4303707 - Sigma LED Tube -
(Features built in Switch 20 LED 35cm)




LE830 - OHIO 3 Metre LED Strip 11W 180 LED
warm white Sold in Singles or Boxed Quantity x 50



LE450 - Grab handle LED light - Red
-240mm length

ELECTRICAL

LED AWNING LIGHTS



LE820 - Astra LED Awning light with gutter - White
LE824 - Astra LED Awning light with gutter - Grey



LE827 - BCA Original Part. Vega Awning Light



LE470 - LED Exterior Awning Light - New design. Recessed LED with Self Adhesive waterproof strip for easy fixing 12 Volt Suitable for - Fiat Ducato, Peugeot Boxer and Citroen Relay



LC200 - Linear Series DX 8 12V LC210 - Trilite 8 Watt 12 Volt LED

LIGHTING



P0707 - White P0721 - Silver Sand CIRRO CEILING LIGHT 12V 10W
G4 Halogen (Unless Stated) 250mm Diameter x 40mm Deep



P0723 - Switched Nova Chrome 12V 10W
G4 Halogen 77mm Diameter x 22mm Deep



LC140 - LED Callisto



P0715 - Wardrobe Light
12 Volt 10 Watt G4 Halogen



P0310 - Bulkhead/Awning Light
C/W 5 Mtre Cable & GLS 40 Watt Bulb

Switched Halogen Radiant
12 Volt 10 Watt GZ4 Halogen Reflector



P0756 - Steel

Switched Halogen Circle
12 Volt 10 Watt GZ4 Halogen Reflector



P0760 - Gold

Switched Halogen Eliptic
12 Volt 10 Watt GZ4 Halogen Reflector



P0770 - Gold


LED LIGHTING -ALL 12 VOLT



4304785 - G4 Pin 65 Lumen, warm white.



4304162 - G4 Pin 90 Lumen Silicon LED warm white.



4304164 - G4 Pin 100 Lumen Silicon LED warm white.



4304780 - G4 Pin 140 Lumen, warm white.



4304800 - G4 LED lamp 12 LED warm white



4304130 - MR11 180 Lumen SMD LED 35x35



4304921 - E27 42 LED Bulb 240 Volt



4304970 - BA15S 12 Volt 180 Lumen LED Bulb 30 LED Warm White 1.2 Watt.



4304965 - Wedge T10 12 Volt 35 Lumen LED Bulb 1 LED White 0.18 Watt



4304960 - BA9S 12 Volt 45 Lumen LED Bulb 5 LED Warm White



4304980 - BA9S 12 Volt 31 Lumen LED Bulb 1 LED Warm White 0.89 watt



4304955 - S8.5 Festoon 12 Volt 36 Lumen LED Bulb 9 LED Warm White

FIRE & SAFETY



BJ380 - Alu-Queen Coupling Lock



BJ395 - Carasafe Venus Wheel Clamp



BJ390 - Carasafe Jupiter Wheel Clamp



BJ405 - Replacement Padloc



BJ385 - SimSafe Coupling lock
c/w Padlock



SK9016 - Loose Wheel Nut
Indicators Pack of 10



BJ470 - Carasafe SACA Travel Safe

NUMBER PLATE IDENTIFICATION

AA440 - Large Oval UK Sticker



Self Adhesive Oval Label
Black UK on White
Background Size
178x132mm

AA444 - Medium Oval UK Sticker



Self Adhesive Oval Label
Black UK on White
Background Size
138x100mm

AA446 - Small Oval UK & Union Jack Sticker



Adhesive Oval Label
Black UK on White
Background with Union
Jack - Size 100x65mm

AA448 - White UK & Union Jack Front Number Plate Sticker

Self Adhesive Label White UK on Blue Background -
Size 105x40mm
For use on the Front Number Plate



AA449 - Yellow UK & Union Jack Rear Number Plate Sticker

Self Adhesive Label Yellow UK on Blue Background -
Size 105x40mm
For use on the Rear Number Plate





KI100 - Kidde All Purpose Fire Extinguisher (1Kg)
Rating A : B : C



JA100 - Cooking Fire Extinguisher 600 MI Foam



JA120 - Home and Leisure Fire Safety Pack -
Fire Extinguisher & Fire Blanket.



JA130 - Home and Leisure Fire Extinguishers
Safety Pack



AA907 - Fire Extinguisher 950g BSi Approved



KI250 - Fire Blanket



KI850 - Fire Angel 10 Year Smoke Alarm



KI930 - Kidde Combi Smoke & Carbon Monoxide
Alarm



KI975 - Fire Angel Optical Smoke Detector



P0912 - Kidde Carbon Monoxide Alarm



KI830 - Kidde MINI 40mm Carbon Monoxide
Alarm



KI835 - Kidde MINI 40mm Smoke Alarm



**FA800 - FALCON UFO TV AERIAL
ROOF MOUNT OMNI-DIRECTIONAL**



FEATURES

This fully waterproof omni-directional roof mount antenna is only 90.5mm high and offers 360 degree reception of Freeview and other digital DVB-T TV services. With many motorhomes and caravans suffering from poor reception after the digital TV roll out it is time for a replacement designed digital TV reception. As it is omni-directional that means you don't need to point it in any particular orientation, just install it to the roof of your caravan or motorhome and connect the generous 6 metre cable to your TV using the built in F connector or the included TV coax adapter. The design of this high gain antenna gives you a huge advantage over older analogue TV antennas and the stronger signal gives you excellent digital reception. Vertical and horizontal elements give you the performance needed in locations that use either vertical or horizontally polarised transmitters. The UFO antenna is designed to be ground independent which means it does not need a metal ground plane or to be grounded making this antenna perfect for caravans, motorhomes, boats or any non-metal roof installation.

**FA805 - FALCON AMPLIFIED
MAGNETIC ROOF MOUNT TV AERIAL**



FEATURES

Suitable for your Car, Van, Camper, Motorhome, Caravan, Boat, Yacht, Narrow Boat, Bus or even just at home, this high quality high gain portable freeview digital TV antenna from Falcon Technology is the answer to quality TV and DAB reception on the go. With a built in amplifier powered via USB it can pull in the most stations in poor signal areas. This fully waterproof omni-directional portable digital Freeview DVB-T Antenna is only 5" tall but provides the best portable indoor and outdoor reception we have seen and is a huge favourite with our UK caravan and motorhome customers. Unlike ugly extendable antennas this portable TV & DAB antenna is a plug and play antenna requiring no extra installation, just plug it into your TVs antenna and USB sockets, position it on your roof and enjoy quality digital TV reception. As it is omni-directional it will pick up the majority of channels without the need to keep moving it around. It is fully waterproofed to IP 68 so it suitable for both indoor and outdoor use. Features: DVB-T Freeview Digital TV and DAB Antenna Built in amplifier, powered by USB Very Strong Magnetic Mount Base Standard TV Coax connector Waterproof for indoor and outdoor operation Omni-directional high gain antenna 5 Meter High Quality RG-58 Coaxial Cable Perfect for Motorhomes, Camper Vans, Cars, Trucks, Boats and other vehicles.

**FA450 - FALCON EVO
4G INTERNET SYSTEM 450MBPS**



FEATURES

Designed specifically for Motorhomes and Caravans the Falcon 4G internet system allows you to get online without having to rely on campsite WiFi and provides up to 5 times the 3G or 4G performance of your mobile phone thanks to the high performance roof mounted antenna. The 450mbps 4G router is suitable and capable for most general browsing and streaming for whilst away and is the standard for most comparable solutions. The router is unlocked to all networks and you can connect up to 10 devices at once to the router. Service Providers in the UK to consider are EE, Vodafone, O2, Sky Mobile Giffgaff, Plusnet, Tesco Mobile though others are available.

**FA150 - FALCON EVO DTV
WITH 4G INTERNET SYSTEM 150MBPS**



FEATURES

Boost your TV and Get ready for 5G High Speed Internet! Designed specifically for Motorhomes and Caravans the Falcon 5G DTV allows you to get online without having to rely on campsite WiFi as well as providing a digital TV signal Welcome the Falcon 5G DTV antenna! If you are looking for a TV antenna solution and boosted 5G ready internet look no further. Falcon have the perfect solution to boost your TV signal as well as add a boosted 5G ready internet hotspot. Combined with Falcon EVO 5G technology this antenna offers boosted 5G ready internet on the move or when camping. Watch Digital TV and get online at the same time, or take your Amazon Fire TV Stick etc. and stream services such as Netflix or BBC iPlayer.

FA160 - FALCON COMBO 4G / 150MBPS OUTDOOR ANTENNA/ROUTER



FEATURES

The Falcon 150Mbps 4G Combo Router is aimed at providing an enhanced browsing experience on the move. The device is designed with suction cups that can be mounted to the interior or exterior of your vehicle's window. It can also be mounted outside the body of a caravan or motor home. It is capable of speeds up to 150Mbps and will allow up to 10 devices to connect to it. The router does not include a sim-card but you can take a prepaid or contract solution with your local provider. The device is network unlocked which will enable you ease of access when setting up the router. Connect, play, socially engage, entertain: Falcon - Life Made Easy

FA100 - FALCON DIGITAL WIRELESS REAR VIEW CAMERA SYSTEM



FEATURES

This wireless rear view system is perfect for caravans or fifth wheels as no cable is required between the camera and monitor. It uses digital radio transmission technology for a perfect picture at maximal range and can be used as a driving camera or as a reversing camera. Enjoy a quality picture with Digital transmission for an interference free picture unlike analogue transmission systems. Full colour by day with black and white by night. Included is a 7" clip on mirror monitor that plugs into a USB power socket or a cigarette lighter socket. A waterproof external camera with built in infrared night vision which can work with a 12V or 24V application. Installation is clean and tidy very much the same as installing a solar panel. Easy to operate simply switch on the camera and clip your monitor over your mirror power up and drive with full rear visibility.

FA115 - FALCON MAGNETIC WIRELESS REAR VIEW CAMERA SYSTEM



FEATURES

A completely cable free camera kit with battery powered camera and a 4.3" colour monitor that plugs into your cigarette lighter socket. Digital transmission ensures a clear interruption free signal. This small battery powered rear camera comes complete with a 4.3" colour monitor that simply plugs into your cigarette lighter socket mounts to your windscreen with the included suction mount for an easy no holes installation and the digital transmission provides an uninterrupted connection for distances up to 50ft (15 Meters). The camera has a powerful magnetic base which can attach to a steel area on the back of your vehicle and a metal plate and adhesive is included to allow attachment to none metallic motorhome or caravan bodies. The camera is powered by its built in rechargeable battery which can be recharged using the included 12V cigarette lighter adapter, mains adapter or from a USB power source for a completely cable free system.



FA115



SHOP THE FALCON RANGE WITH PENNINE LEISURE SUPPLIES ON OUR WEBSITE





FALCON CAMPING TV's LED TV (SOLD IN PACKS OF 4)



- FA516 - Falcon Camping TV - 16" LED TV (Pack of 4)
- FA519 - Falcon Camping TV - 19" LED TV (Pack of 4)
- FA522 - Falcon Camping TV - 22" LED TV (Pack of 4)
- FA524 - Falcon Camping TV - 24" LED TV (Pack of 4)
- FA527 - Falcon Camping TV - 27" LED TV (Pack of 4)

FEATURES

FHD LED screen. DVB-T2 digital tuner, supports Freeview HD channels. DVB-S2 digital satellite tuner, supports Freesat HD channels. Digital radio channels on Freeview and Freesat. Supports HD reception for both terrestrial and satellite channels. Integrated DVD and CD Player. Pause/playback live TV and record to a USB stick or hard drive on both Satellite and terrestrial. Includes cigarette lighter socket lead for 12V or 24V power Mains adapter with UK 3 pin plug. 2 x HDMI input. HDMI CEC (Consumer Electronic Control) allowing

control of compatible attached HDMI devices to be controlled from your TV remote. Mini AV input. Mini YPbPr input. 2 x USB 2.0 input (5V, 500mA). Headphone output. Coaxial audio output. CI+ socket for access to European pay TV channels. PAL/SECAM compatible. 1920x1080 resolution. Brightness 200 CD/M2. Contrast ratio 500:1. Viewing angle 178° horizontal 178° vertical. Response time 8ms. Stereo speakers. Infra red remote control. On mode power consumption 11W, standby 0.5W.

FALCON CAMPING TV's LED TV WITH FIRESTICK (SOLD IN PACKS OF 4)



- FA556 - Falcon TV - 16" LED TV c/w Fire Stick (Pack of 4)
- FA559 - Falcon TV - 19" LED TV c/w Fire Stick (Pack of 4)
- FA562 - Falcon TV - 22" LED TV c/w Fire Stick (Pack of 4)
- FA564 - Falcon TV - 24" LED TV c/w Fire Stick (Pack of 4)
- FA567 - Falcon TV - 27" LED TV c/w Fire Stick (Pack of 4)



FEATURES

FHD LED screen + Fire TV. DVB-T2 digital tuner, supports Freeview HD channels. DVB-S2 digital satellite tuner, supports Freesat HD channels. Digital radio channels on Freeview and Freesat. Supports HD reception for both terrestrial and satellite channels. Integrated DVD and CD Player. Pause/playback live TV and record to a USB stick or hard drive on both Satellite and terrestrial. Includes cigarette lighter socket lead for 12V or 24V power Mains adapter with UK 3 pin plug. 2 x HDMI input. HDMI CEC (Consumer Electronic Control) allowing control of compatible attached HDMI devices to be controlled

from your TV remote. Mini AV input. Mini YPbPr input. 2 x USB 2.0 input (5V, 500mA). Headphone output. Coaxial audio output. CI+ socket for access to European pay TV channels. PAL/SECAM compatible. 1920x1080 resolution. Brightness 200 CD/M2. 178° horizontal x 178° vertical. Response time 8ms. Stereo speakers. Infra red remote control. On mode power consumption 11W, standby 0.5W. 272 (H) mm Weight 1.5Kg with stand Compatible with 75 x 75 m m VESA wall mount



MB2344 - Omnimax Pro 12/24V Omnidirectional Aerial



ME850- Ballade Aerial



ME840 - Teleco Antenna



MB2414 - Gazelle Pro 12/24V Omni directional Aerial



MMXL053KIT - 20 Element Log Mobile TV Aerial kit



ME855 - Nomade Supergain Aerial



MC3008B - 9 Element Mobile Touring UHF TV Aerial Kit



MMXL008 - 1 Set Variable Gain Signal Booster 12V / 24V



ME820 - Large aluminium tri-pod for satellite dish



ME830 - Small aluminium tri-pod for satellite dish



MI750 - Tripod

AERIAL & SATELLITE

Photo for illustration only.
New Design coming soon.



88083 – Black TV Bracket Pivoted

88087 – Black TV Wall Mount




MM7441P - TV Mount and Catch Lock with additional Mounting Plate for MM7441



MM7441 - 3 arm cantilever tv mount with dual lock 13-40"



MH84074 - Universal Aerial Clamps (2)



MB2019 - Magnetic Base



ME895 - Rotating TV Turntable diameter 25cm



MD4206A - Jockey Wheel Clamp (Boxed)



MB2007- Twin Weatherproof Socket with 'F' Connector



MB2008 -Twin Weatherproof Socket with 'F' & Coax Connector



MB2013 - RJ45 Connector Weatherproof Socket



MB2014 - RJ45 & 'F' Connector Weatherproof Socket



MB2015 - RJ45 & Coax Connector Weatherproof Socket



MB2020 - Single Weatherproof Socket with 'F' Connector



MB2021- Single Weatherproof Socket with Coax Connector

We offer a range of accessories designed to compliment the fitting and ease of installation of satellite and aerial products.



MMH84011M - Coax Alloy Plugs (Pack of 2)



MMXR0017M - Digital Back to Back Connector Gold



999020 - Female TV Connector
999021 - Male TV Connector



999025 - Y Splitter



MH84004M - TV 2 Way Angled Splitter/Combiner



MH84026M - TV/FM Coaxial Cable Connecting Kit



MMH84011M - Coax Alloy Plugs (Pack of 2)



MH84038M - Satellite Cable Connecting Kit



MH84034M - 'F' to Coaxial Adaptor



Satellite extension cables F to F connector that is used for connecting to a satellite dish
999032 - 2 Metre 999035 - 5 Metre
999040 - 10 Metre



MH84065M - Back to Back 'F' Connector



MMXR0041M - Push on 'F' Connector (2)

AERIAL & SATELLITE



999005 - 1 Metre Coax Cable Extension
(Male to Male)



999010 - 5 Metre Coax Cable Extension
(Male to Male)



999015 - 25 Metre Coax Cable Extension
(Male to Male)



MMXR0061M - 2m coax flylead
with right angled connector



MH84021M - 2 Metre Coaxial Flylead



MH84035M - 1 Metre 'F' to 'F' Flylead



MMXR0080 - Flexible Cable 'F' to 'F' Lead
- 1.5 Metre



MMXR0081 - Flexible Cable 'F' to 'F' Lead -
- 3 Metre



MMXR0082 - Flexible Cable 'F' to 'F' Lead
- 5 Metre



MMXR0083 - Flexible Cable 'F' to 'F' Lead
- 10 Metre




MMXR0084 - Flexible Cable Coax to Coax Lead
- 1.5 Metre



MMXR0085 - Flexible Cable Coax to Coax Lead
- 3 Metre



MMXR0086 - Flexible Cable Coax to Coax Lead - 5 Metre



MMXR0087 - Flexible Cable Coax to Coax Lead - 10 Metre

240V ELECTRIC & GAS WATER HEATERS



WH0802	WH1302
8 Litre Capacity	13 Litre Capacity
Weight: 8kg	Weight: 10kg
Size: D391 x W412 x H258mm	Size: D470 x W385x H271mm
Gas & Electric	Gas & Electric
Heat up time:12 mins	Heat up time:22 mins
12mm Push Fit Water Fittings	12mm Push Fit Water Fittings

PLEASE NOTE: All Whale Water Heaters must be installed and serviced by a fully qualified gas engineer in accordance with the appropriate installation instructions

- **Compact Designs** - More living space
- **Easy Installation**
- **Choice of Settings** - Fast Heat up to low current draw
- **New Flue Design** - Easily installed, no cover required
- **Pressure Relief valve with drain function** - Drains entire water system faster
- **Highly Durable Burner Design**
- **Robust Polypropylene Insulation** - Retains Heat for longer Faster Reheat times
- **3 Year Warranty**

WH1302 – High Capacity Water Heater

- Simple to use on/off control panel.
- 13 litre Capacity.
- Weighs only 10 Kg.

Please note: All Whale Space Heater / Water Heater Products must be installed and serviced by a qualified gas engineer in accordance with the appliance Installation instructions.



AK1218 - 8 Litre Gas & Electric Heater Control
AK1217 - 13 Litre Gas & Electric Heater Control

Includes Easy mount control panel
One 3.5m with simple connections
One model with 5 settings


- GAS Only Setting
- ELECTRIC Only Setting
- ELECTRIC LOW Setting
- ELECTRIC HIGH Setting
- GAS & ELECTRIC LOW Setting
- GAS & ELECTRIC HIGH Setting



3 PIN PLUG
Simply plug in no wiring required

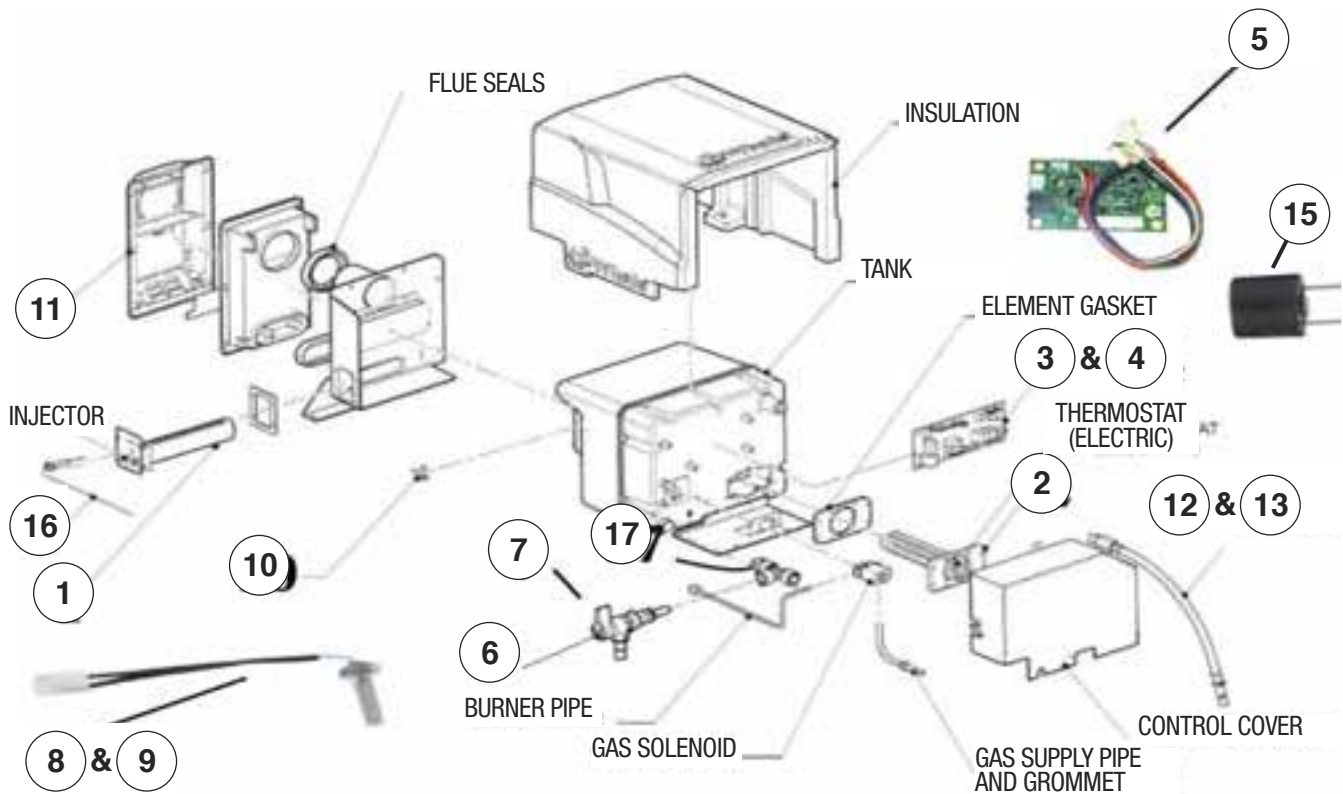


- **New aesthetically designed flue** - in line with type approval
- **Innovative design** - No cover required



AK1215 - Replacement Water Heater Flue (Exterior cover only) White

WHALE HEATERS



WHALE WATER HEATER SPARES LIST

KEY	DESCRIPTION	PART NUMBER	
		WH0802 - 8 LITRE	WH1302 - 13 LITRE
1	Burner Assembly	AK1206	AK1207
2	Electric Element	AK1225	AK1224
3	Main PCB (with reset button) 770.430	AK1885	AK1885
4	Main PCB (without reset button) 770.215	AK1264	AK1264
5	Comms PCB (All Models Except below) 779.107	AK1886	AK1886
5	Comms PCB (Fits WI0802B & BR) 779.27	AK1226	AK1226
5	Comms PCB (Fits WL0802R) 779.102	AK1947	AK1947
6	PRD Valve	AK1205	AK1205
7	PRD Valve Lever	AK1879	AK1879
8	Temperature Sensor M6	AK1208	AK1209
9	Temperature Sensor M5 & M3	AK1210	AK1211
10	Gas Overheat Stat	AK1213	AK1212
11	Flue Terminal White	AK1215	AK1215
12	Braided Hose (12mm Push fit both ends)	AK1884	AK1884
13	Braided Hose (12mm x 3/8")	AK1883	AK1883
15	PCB 2A Fuse	AK1219	AK1219
16	Electrode	AK1220	AK1221
17	3/8" male x 12mm female adapter	AK1223	AK1223

To find the spare parts that suits your Whale Water Heater type in the model number on to the Pennine Leisure Supplies website search bar and the replacement parts will be shown.

WHALE HEATERS



AK1206 - 8 Litre Burner Assembly
AK1207 - 13 Litre Burner Assembly



AK1225 - 8 Ltr
Electric Element 1.2kw
AK1224 - 13 Litre
Electric Element 1.2kw



AK1218 - (Gas Only) Control Panel
Loom
AK1217 - Gas & Electric Heater
Control



AK1202 - Water Heater Extension
Cable (3.5 Metre)
AK1204 - Water Heater Loom
Gas & Electric



AK1885 - Main PCB
(with Reset button 770.430)



AK1264 - Main PCB
(without Reset button 770.215)



AK1286 - 13 Litre
Comms PCB 779.107
AK1947 - 8 Litre
Comms PCB 779.102




AK1226 - Comms PCB 779.107



AK1215 - Water Heater Flue White



AK1205 - PRO Valve



AK1219 - PCB 2Amp Fuse



AK1223 - 3/8" male x 12mm female
adapter



AK1208 - 8L Temperature Sensor M6
AK1209 - 13L Temperature Sensor M6



AK1210 - 8L Temperature Sensor M5
AK1211 - 13L Temperature Sensor M5



AK1213 - 8 Litre
Gas Overheat Stat
IAK1212 - 13 Litre
Gas Overheat Stat



AK1220 - 8 Litre
Electrode Assembly 220mm
AK1221 - 13 Litre
Electrode Assembly 330mm



AK1884 - Braided Hose
12mm x 12mm



AK1883 - Braided Hose
12mm x 3/8" Male



AMT106 - Cascade Water Heater
Plug MkII pre 1987 Cross Slot
Cascade Water Heater Plug MkII
Post 1987+ Single Slot



TR1215 - Water Heater Flue White

WHALE HEATERS



WHALE EXPANSE TYPE	INTERNAL	EXTERNAL
Part Number	WW08010C	WW0801UC
Weight (Kg)	4.0 - 4.5	4.0 - 4.5
Dimensions (L x W x H)	525 x 280 x 180mm	525 x 262 x 180mm
Capacity	8 Litre	8 Litre
	Gas & Electric	Gas & Electric
Kit Includes	Control Panel	Control Panel
	1 x 3.5 Metre Cable	1 x 3.5 Metre Cable
	1 x 1.25 Metre Flue	1 x 1.25 Metre Flue
	3 X Flue Brackets	3 X Flue Brackets
	1 x End Flue Outlet	1 x End Flue Outlet

To find the spare parts that suits your Whale Water Heater type in the model number on to the Pennine Leisure Supplies website search bar and the replacement parts will be shown.

SCAN ME

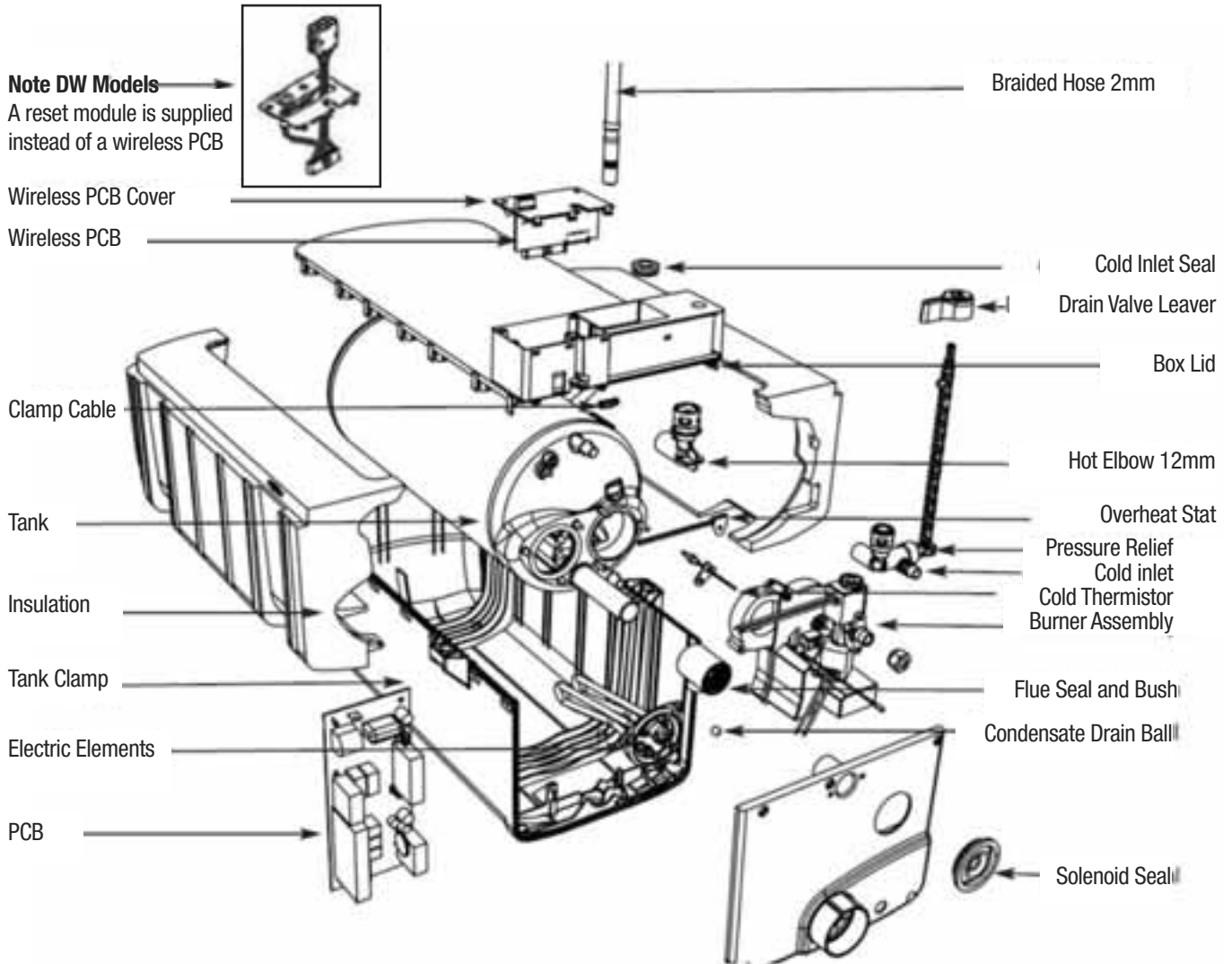


WITH YOUR SMART PHONE SIMPLY TAKE MY PICTURE

Search results for 'WHALE Water Heater Extension Cable (3 Mtr)'. The results show five items:

- WHALE Water Heater Extension Cable (3 Mtr) - AK1202
- WHALE Expansie Gas & Electric PRD Valve - AK1275
- WHALE Space Heater Gas Train 2.9KW - AK1260
- WHALE Space Heater BmrElectrAssy 2.0kW - AK1261
- WHALE Space Heater BmrElectrAssy 2.9kW - AK1262

WHALE HEATERS



EXPANSE WATER HEATER SPARES

MAIN PCB	MODEL			
AK1276	WW0801 OC / UB / UC / UR			
AK1900	IW0801 OC / UB / UR	DW82020R	DW8212UR	DW0801UR
AK1901	SETWW0821 / A / D / E / F	WW0821 OC / UB UC		
AK1910	SETWL8202A	WL82020R	SETWL8212 A / D	
AK1911	SETWL8201A	SETWL8211 A / D / E		
AK1971	SETWL8202A	WL82020R	SETWL8212 A / D / E / F	
AK1972	SETWL8021 / A / D	SETWL8211 A / D / E / G		

COMMS PCB	MODEL					
AK1276	IW0801 OC / UB / UR					
AK1900	IW08212UR					
AK1901	DW82020R	DW82120R				
AK1910	SETWL8201 / A / D	SETWL8211 / A / D / E / F / G	SETWL8202A	WL82020R	SETWL8212 A / D / E / F	WL8212UR

WHALE HEATERS

WHALE EXPANSE WATER HEATER SPARES



AK1278 - Burner Assembly
AK1970 - Burner Assembly



AK1280 - Electric Element 1.5kw
All Models



AK1281 - G&E Temperature Sensor
All Models



AK1282 - Overheat Stat
All Models



AK1275 - PRD Valve All Models



AK1277 - Zigbee Communication
PCB



AK1293 - IVAN Communication PCB



AK1294 - Communication Lin



AK1912 - Communication PCB



AK1900 - Main PCB G&E



AK1901 - Main PCB Gas Only



AK1276 - Main PCB



AK1910 - Main PCB G&E



AK1911 - Main PCB



AK1909 - Flue Terminal All models



FK5075 - Flue Kit 40/22mm x 0.75M
FK5125 - Flue Kit 40/22mm x 1.25M
FK5200 - Flue Kit 40/22mm x 1.25M



AK1971 - Main PCB



AK1972 - Main PCB



Replacement Expans
Tank Only
Please contact
Pennine Leisure Supplies
for details



UNDERFLOOR HEATING SOLUTIONS FOR CARAVANS, MOTORHOMES AND CAMPER VANS



SETSL3511A
Heat Air 3GT



SETSL5511A
Heat Air 4G



SETSL6511A
Heat Air 5GT



SETSL5512A
Heat Air 5GTE




SETSL7512A
Heat Air 6GTE

Model	Heat Air 3GT	Heat Air 4G	Heat Air 5GT	Heat Air 5GTE	Heat Air 6GTE
Part Number	SETSL3511A	SETSL5511A	SETSL6511A	SETSL5512A	SETSL7512A
Style	Gas Only	Gas Only	Gas Only	Gas & Electric	Gas & Electric
Heat Output	Up to 2.85kw	Up to 4.1kw	Up to 5kw	Up to 4.3kw	Up to 5.5Kw
Ducting Kit	DX9000	DX9000	DX9000	DX9000	DX9000
Size L x W x H (mm)	469 x 165 x 175	469 x 165 x 175	469 x 165 x 175	559 x 165 x 175	559 x 165 x 175
Weight	5.9kg	5.5kg	5.5kg	8.7kg	8.7kg
Flue Kit	Included	Included	Included	Included	Included
Mounting Bracket	Available Sepr'tly	Included	Included	Included	Included
Suitable for	Ideal for Campervans		Ideal for Large Van Conversions, Motorhomes & Caravans		

- Less Weight**
Compact and lightweight design
- More Space**
Increased bunk space, full length wardrobes and longer beds
- Design Freedom**
Customisable installation creating a blank canvas for vehicle designers
- Connectivity**
Ci-BUS control compatibility
- More Options**
Wide range of models with efficient performance to maximise comfort

- Fast heat up and fully automatic output modulation for enhanced user comfort**
- Quiet night time operation for when you need it most**
- Cozy van all year round**
- Even and well maintained heat distribution**
- Easy to use, no flue controls**

- Compact space saving heating solution with narrow rotatable design
- Installed underfloor, maximising valuable living and storage space
- Enjoy the great outdoors all year round with total comfort
- Versatile - choose to run on gas and electric for maximum output, or electric on site or gas when wild camping
- Easy to use, intuitive control panel



Gas



Gas & Electric

WHALE HEATERS



AK1818B - Mounting Bracket for SETSL3511A Heat Air 3GT
Suitable for VW T5/T6




AK1819B - Mounting Bracket for SETSL3511A Heat Air 3GT
Suitable for VW Crafter, Ford Transit & Mercedes Sprinter




AK1820B - Mounting Bracket for Heat Air 3GT, 4G, & 5GT
Suitable for Ford Transit Custom



AK1821B - Handbrake Adapter for Heat Air 5GTE & 6GTE
Suitable for Peugeot Boxer, Citroen Relay & Fiat Ducat



AK1814R - Assembly Part 1 for AK1821B



AK1816R - Assembly Part 2 for AK1821B



AK1833 - Blown Air Motor Kit



AK1854 - Over Heat Stat Gas Kit

Image for illustration only



AK1864 - Gas PCB for 3Kw



AK1293 - Communication PCB IVAN 886.01



AK1847 - GAS PCB 5kw GTE Kit 784.01



AK1849 - PCB Electric for 5GE and 6GE - 784.02



DX9000 - Ducting Accessory Pack All Models



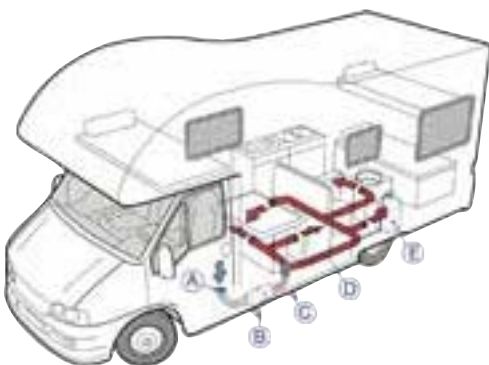
6245695 - Hose Clips for 90mm Hose



DX9500 - 90mm Ducting x 20m



DX6500 - 60mm Ducting x 20m





DX6501 - End cap ducting fitting



DX6502 - Straight ducting fitting



DX6503 - Tee ducting fitting



DX6504 - Y ducting fitting



DX6511 - Directional fitting vent



DX6516 - Fixed fitting vent



DX6521 - Directional fitting ven



DX6526 - Fixed fitting vent



DX6531 - Directional fitting vent



DX6536 - Fixed fitting vent



DX6000 - 65mm Ducting Clip



DX6500 - Space Heater Ducting
65mm x 20 metre



DX9500 - 90mm Ducting -
20 Metre Length



6245695 - Pack of 2 Hose Clips
Size 70mm x 90mm size 4

HEAT AIR DUCTING ACCESSORY PACK



DX9000 - Heat Air Ducting Accessory Pack. Optional ducting accessory kit for WHALE Heat Air Space Heaters.

CONTENTS

- | | |
|-----------------------------|--------------------------------|
| 1 x 90mm Y-Fitting | 3 x 65mm Straight Fitting |
| 2 x 90mm-65mm Reducer | 1 x 65mm T-Fitting |
| 1 x 90mm Straight Connector | 2.5 Metres x 90mm Ducting Pipe |
| 1 x 90mm Grill | 6.5 Metres x 65mm Ducting Pipe |
| 1 x 65mm Fixed Open Vent | 4 x 90mm Hose Clamps |
| 1 x 65mm Adjustable Vent | 4 x 65mm Ducting Clamps |

WHALE HEATER SPARES

WHALE INTERNAL SPACE HEATERS

INTERNAL



MODEL	SH2202 - GAS & ELECTRIC
Weight	7.8Kg
Size	634mm x 226mm x 157mm
Feature	Quiet Night time setting on electric
Fitting	Fits Standard 65mm & 75mm Air Ducting

MODEL	SH2201 - GAS ONLY
Weight	5.7Kg
Size	454mm x 226mm x 157mm
Fitting	Fits Standard 65mm & 75mm Air Ducting

INTERNAL MODELS QUICK GUIDE

- **Compact Design** - High Performance
- **Easy to use Control Panel**
- **No Wiring** - Simply Plug in
- **3 Year Warranty**
- **Lightweight and Robust**
- **Operating Temperature Range** - 20-30 Degrees
- **Storage Temperature Range** - 20-70 Degrees



SIMPLE TO USE CONTROL PANEL

- **Easy to Mount**
- **One 3.5m cable with modern connectors**
- **Simply to use** - with position stops to prevent accidental adjustment
- **3 Heat Settings**
 - Quiet (on electric 500w)
 - Heat Boost Setting
 - Frost Protection Setting

WHAT IS NOT SUPPLIED

- **Flexible Ducts** for easier installation
- **Flue Pipes** - mounted underfloor for safe and discreet space saving
- **Available in Various lengths**
 - 0.75m (FK2075), - 1.25m (FK2125)
 - 2m (FK2020)



WHALE UNDERFLOOR SPACE HEATERS



MODEL	SH2211B - GAS ONLY
Weight	5.8Kg
Size	459mm x 226mm x 121mm
Fitting	Fits Standard 65mm & 75mm Air Ducting

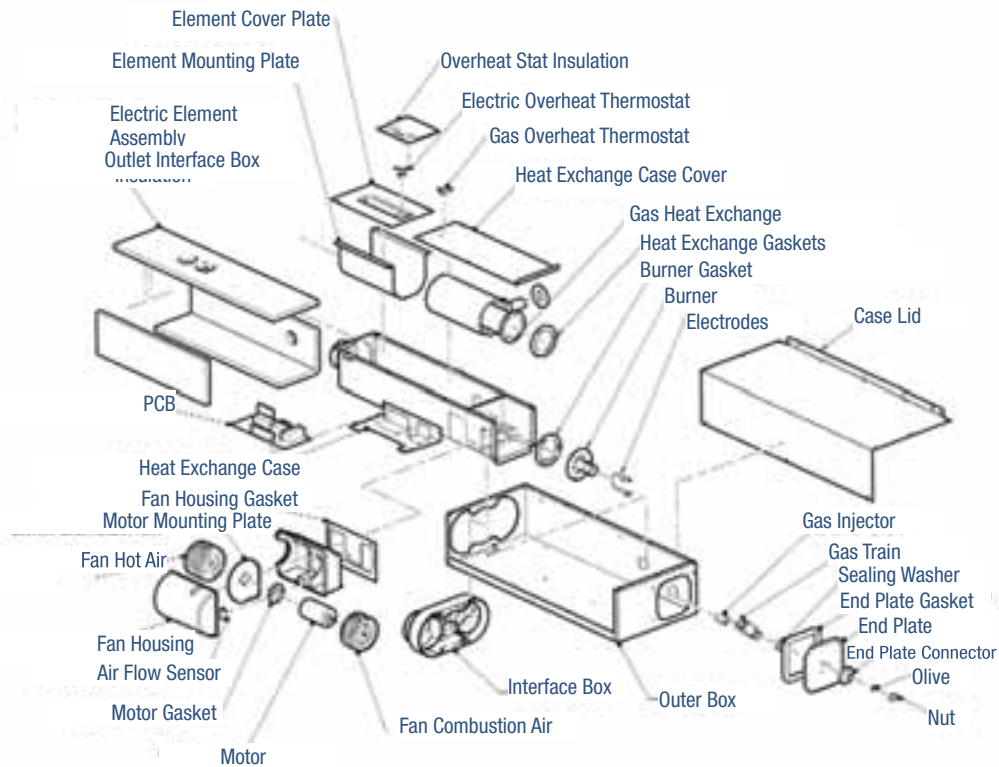
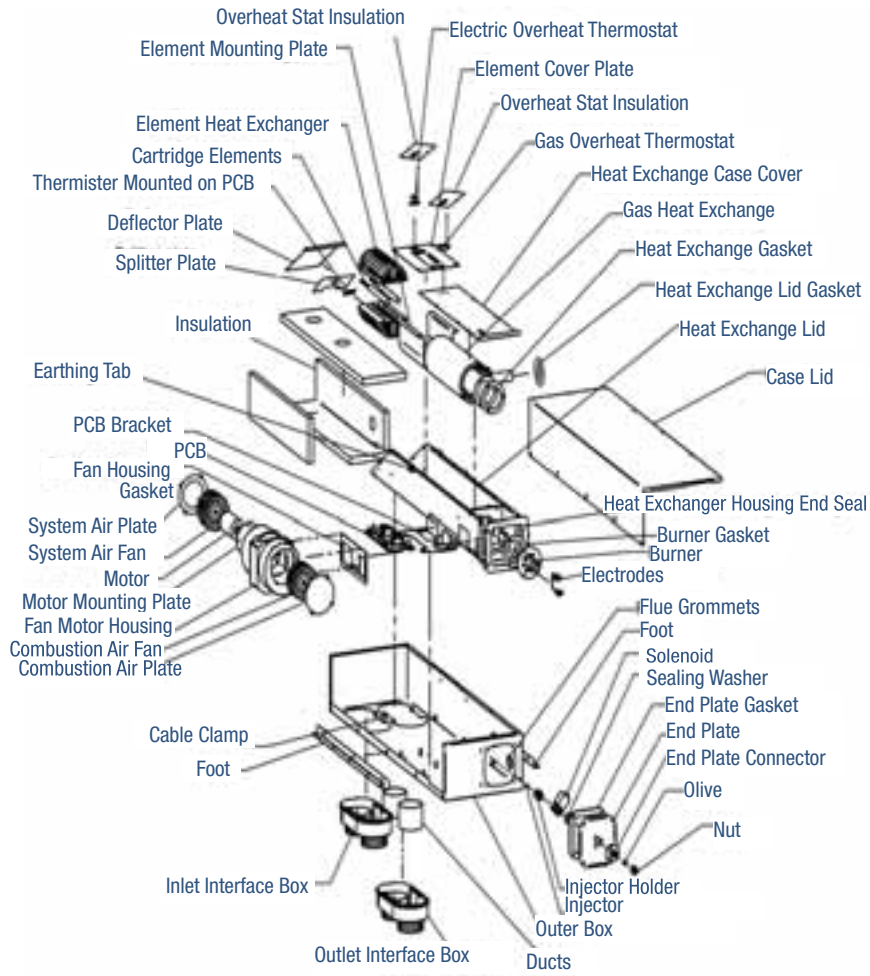


MODEL	SH2212 - GAS & ELECTRIC
Weight	8.4Kg
Size	713mm x 226mm x 181mm
Feature	Quiet Night time setting on electric
Fitting	Fits Standard 65mm & 75mm Air Ducting

EXTERNAL MODELS QUICK GUIDE

- **External Location**
 - Most compact installation option gives more internal living space
- **Lightweight and Robust**
- **Weatherproof body strong build quality** - Galvanised and sealed.
 - Designed to withstand harsh weather conditions
- **Flue System redesigned** - for shorter depth giving more clearance under the vehicle
- **No Flue vent through the floor**
 - removes the risk of water ingress
- **Quiet Night time setting** - available on Electric model
- **Operating Temperature Range** 20-30 Degrees
- **Storage Temperature Range** -20-70 Degrees

WHALE HEATER SPARES



WHALE HEATER SPARES



AK1261 - Burner Electric Assembly
2.0kw
AK1262 - Burner Electric Assembly
2.9kw



AK1259 - Gas Train 2.0kw
AK1260 - Gas Train 2.9kw



AK1258 - Electric Element
Assembly 2.0kw



AK1248 - Electric Element
Assembly 2.6kw



AK1885 - Main PCB
(with reset button) 770.430



AK1264 - Main PCB
(without reset button) 770.215



AK1265 - Main PCB
(without reset button) 777.34



AK1969 - Main PCB
(with reset button) 770.230



AK1246 - Communication PCB
Zigbee 2kw



AK1948 - Communications PCB Lin



AK1249 - Temperature Sensor



AK1263 - Mtrimpl Assembly 2kw




AK1247 - Motor Assembly
Mtrimpl 4.2kW



AK1967 - Air Flow Sensor & Cable



AK1250 - Temperature Sensor
4.2kw



AK1219 - PCB 2 Amp Fuse



AK1257 - Control Panel Harness



AK1936 - Space Heater Only
with reset button - SH4312
AK1935 - Space Heater Only
without reset button SH4312



AK1940 - Space Heater Only
with reset button - SI4312
AK1939 - Space Heater Only
without reset button - SI4312



FK2125 - Flue Kit 1.25 Metre
FK2200 - Flue Kit 2.00 Metre

**NOT SURE WHICH CONTROL PANEL YOU NEED
THEN DOUBLE CHECK ON WWW.PLSGROUP.CO.UK**

OR GIVE YOUR SALES REPRESENTATIVE A CALL



AK1217 - Water Heater
Gas and Electric



AK1218 - Water Heater Gas Only
with Surround



AK1905 - Expanse Gas Analogue
No Surround



SH0101B (AK1269) - Horizontal
Mount Space Heater
Gas Only with surround



AK1270 (SH0102B) - Horizontal
Mount Space Heater G&E
with Surround



AK1272 (SH0502BR) - Vertical
Mount Controls for Space Heater G&E
with Wiring Harness and surround



AK1273 (SH0602B) - Horizontal
Mount Controls 4kw Space Heater
with surround



AK1950 (SH0802B) - CBE Duo
Panel 2kw Space Heater & 8 Litre
Water Heater with Harness



AK1951 (SH0803) -
CBE Duo Control Panel 4kw
Space Heater & 8 litre Water Heater



AK1952 (SH0804xx) -
CBE Duo Control Panel 4kw G&E
Space Heater & Water Heater with
Harness



AK1953 (SH0805xx) -
CBE Duo Control Panel 4kw G&E
Lin Connector for Heat Air
& Expanse



AK1290
IV1002xx Ivan Pump Control Panel.
(8L & 13L) Control Panel



AK1295
IV2132xx Ivan Heat Air & Expanse
G&E Lin Connection



AK1298
IV1004xx Ivan Expanse Control
for Elddis



AK1300
IV1008xx Ivan for Elddis 2017 Vans



AK1301
Ivan IV1132xx Ivan Air Expanse
G&E Lin Zigbee

WHALE SLIDING SOCKET RANGE



ES6001 - Whale Exterior Water Inlet Socket - EASI Slide



AK1411 - White easi slide socket lid Compatible with ES6001



AK1412 - Grey easi slide socket lid Compatible with ES6001



S03000C - Socket Electric Mains Out UK



S03100C - Socket Mains Inlet - White



S03500C - Multi Media Socket



S03200C - Socket Motorhome Isolation Switch - White



S02500C - Socket Motorhome Fill 12V White



S01000C - Socket Gas Outlet - White



S03000C - External Mains Electric Socket EU



S02000C - Socket Motorhome Fill - White



S04000C - Socket Water Outlet-White S04100C - Shower Handset



AK1427C - Socket Lid - White
AK1454C - Sliding Socket Lid - Black



AK1447C - Sliding Socket Lid - Grey



AK1432C - Sliding Water Socket Lid with Lock - White
AK1455C - Sliding Water Socket Lid with Lock - Black



AK1452C - Sliding Water Socket Lid with Lock - Grey

**ALL TAP DIMENSIONS ARE AVAILABLE ON OUR WEBSITE
WWW.PLSGROUP.CO.UK**



CT310 - Comet Cold Only Folding Tap 1/2''
- London



CT315 - Comet Folding Mixer Tap
- London



Elegance Short Outlet
AS5020- White



CT320 - Comet Cold Only Folding Tap - Firenze



CT325 - Comet Folding Mixer Tap - Firenze



Elegance Combo Handset
AS5123- White AS5623- Beige
AS5133- White 1/2 BSP (Swim & Rinse)



Swivelling Faucet (White)
FT1276 - Tuckaway Faucet with On-Off



Swivelling Faucet (White)
FT1152 - Telescopic Faucet
FT1160 - Telescopic Swivel On/Off Faucet



Elegance Long Outlet
AS5125- White AS5625- Beige



CT201 - Chrome metal single lever wash basin
mixer tap. Non Microswitch



CT205 - Chrome metal single lever kitchen
mixer tap. Non Microswitch



CT272 - Chrome metal single lever mixer shower
tap. Non Microswitch

FRESH & WASTE WATER



RT1010 - Single Tap (White)



RT2010 - Mixer Tap (White)
RT7010 - Mixer Tap (Beige)



RT2007 - Mixer Tap Long Outlet (White)
RT7007 - Mixer Tap Long Outlet (Beige)



RT2035 - Mixer Tap Remote (White)



CT401 - ECOCAMEL - Jetstorm Shower Head



CT405 - ECOCAMEL - Orbit Shower Head



RT2500 - Mixer Combo Tap/Shower & Bracket (White)



RT2525 - Mixer Combo with Remote Outlet (White)



Swim and Rinse External Shower
RT2658 - White Swim & Rinse Shower
RT2662 - White Swim & Rinse Shower with Lockable Door

HY1207 - MAAS - PRESSURE PUMP 7L/MIN

The Maas 700 is a 12V pressurized converter water pump. The water pump ensures that the water flows through the pipes as soon as there is a demand for water from, for example, a tap or shower, but also when flushing the toilet. With this pump you have good, stable water pressure throughout your motorhome or caravan. Especially for the camper and caravan The pressure pump is ideally suited for the motorhome and caravan. Almost every tap can be used in combination with the Maas 700 water pump. Easy to install The water pump is easy to install by screwing the mounting feet into the desired location. The pressure pump can be placed outside the water tank in an easily accessible place. The mounting feet are chosen to isolate the pump from the mounting surface. This keeps vibrations and noise to a minimum. The connection with the flexible pipes is made easy with the supplied straight and angle couplings and filter with quick couplings. How does the



pressurized water pump work The Maas 700 draws in water from the tank. The pump is activated when the pressure in the pipe falls and the tap is open. The water pump draws in the water from the water tank and pumps it with pressure to where the water is required (tap/shower/toilet). The water pump gives 7L/min and the pressure is

2.4 bar. It must be connected to 12V. Pressurized water pump material The pressurized water pump is made of plastic, metal. The colour is black. The pressure pump has a size of 205 X 188 X 90 mm. Parts supplied A filter, a straight coupling piece and an angled coupling piece are supplied with the Maas 700 pressure water pump.


HY1210 - MAAS - PRESSURE PUMP 10L/MIN



The Maas 1000 is a 12V pressurized converter water pump. The water pump ensures that the water flows through the pipes as soon as there is a demand for water from, for example, a tap or shower, but also when flushing the toilet. With this pump you have good, stable water pressure throughout your motorhome or caravan. Especially for the camper and caravan The pressure pump is ideally suited for the motorhome and caravan. Almost every tap can be used in combination with the Maas 1000 water pump. Easy to install The water pump is easy to install by screwing the mounting feet into the desired location. The pressure pump can be placed outside the water tank in an easily accessible place. The mounting feet are

chosen to isolate the pump from the mounting surface. This keeps vibrations and noise to a minimum. The connection with the flexible pipes is made easy with the supplied straight and angle couplings and filter with quick couplings. How does the pressurized water pump work The Maas 1000 draws in water from the tank. The pump is activated when the pressure in the pipe falls and the tap is open. The water pump draws in the water from the water tank and pumps it with pressure to where the water is required (tap/shower/toilet). The water pump gives 10L/min and the pressure is 2.4 bar. It must be connected to 12V. Pressurized water pump material The pressurized water pump is made of plastic, metal. The colour is black. The pressure pump has a size of 205 X 188 X 90 mm. Parts supplied A filter, a straight coupling piece and an angled coupling piece are supplied with the Maas 1000 pressure water pump.

FRESH & WASTE WATER



UNIVERSAL FRESHWATER PUMP



FP0814

Model	8 Litre SMARTFLO
Product Code	FP0814
Flow Rate Min	8 Litres
Voltage	12V D.C
Cut out Pressure	2bar/30psi
Fuse Size	5 Amp
Inlet/Outlet	1/2" Male Thread
Hose Connections	1/2" Flexible Hose use WU1282 3/4" Flexible Hose use WU1280
Semi-rigid Pipework Connections	For Whale Quick Connect 15mm - Use WU1512 & WX7112 Whale Semi Rigid Pipe For Whale Quick Connect 12mm NO ADAPTOR REQUIRED
Fittings Supplied	2 x 1/2" Flexible Hose WU1282
Service Kits	AK1318 - Replacement Head Service Kit
Maximum Head	20m 66 Feet

AQUASMART WATER DELIVERY SYSTEM



AQ0814 - Complete AquaSmart System

WF3000 - Replacement Filters

- Runs dry without damage
- Self Priming
- No need to re-set pressure switch
- Reduces surging in the system
- Quiet operation
- Easily replaceable filter WF3000
- Easy to retrofit
- Low amp draw means extended battery life
- Filter improves taste and removes particles from water supply



UH0814 - Filter Plug Assembly

HAND AND FOOT OPERATED PUMPS




Hand Operated GPO418 - Flipper Freshwater Pump Mk4
Maximum Output: 7 litres / Min Hose
Connection: 1/2 (13mm) Service Kit: AK0405



Foot Operated GP4618 - Baby Foot Pump Mk2
Maximum Output: 8 litres / Min Hose
Connection: 1/2 (13mm)
Service Kit: AK4615



Hand Operated GPO650 - V' Freshwater Pump Mk6
Maximum Output: 8 litres / Min Hose
Connection: 1/2 (13mm) or 15mm Quick Connect
Service Kit: AK0618



UNIVERSAL ELECTRIC WATER PUMPS



Model	8 Litre Model		12 Litre Model				18 Litre
Product Code	UF0812	UF0815	UF1212	UF1214	UF1215	UF1225	UF1815
	8 Litres		12 Litres				18 Litres
Voltage	12V D.C					24V D.C.	12V D.C
Cut out Pressure	1bar/15psi	3bar/15psi	1bar/15psi	3bar/45psi			
Fuse Size	5 Amp		8 Amp		4 Amp	12 Amp	
Inlet/Outlet	Whale Quick Connect 15mm						3/4" Male
Hose Connections	For 1/2" Flexible Hose use WX1584 For 3/8" Flexible Hose use WU1215 + WU1280						N/A
Semi-rigid Pipework Connections	For Whale Quick Connect 15mm - NO ADAPTER REQUIRED For Whale Quick Connect 12mm - Use WU1215 For other systems contact WHALE						Use WX1542
Fittings Supplied	2 x 1/2" Flexible Hose Adaptors WX1584 2 x 1/2" BSP Male Adaptors WX1587						3/4" Hose Adaptors x 2
Service Kits	AK1317 - Microswitch AK1316 - Replacement Head Service Kit AK1319 - Strainer Replacement						
Maximum Head	10m 33 Feet	30m 98 Feet	10m 33 Feet	20m 66 Feet	30m 98 Feet		

ELECTRIC PUMPS



Compatible with
Carver / Crystal ii

EP1622 - Carver Assembly High Flow 12v DC



EP1612 - Watermaster Assembly High Flow
12v DC



EP1642 - Truma Easi Press Assembly 12v DC



GP1002 - Submersible Pump
Standard Flow 12v DC



GP1352 - Whale Premium
Submersible pump 12V



GP1392 - In-Line Pump Premium
Flow 12v DC

GP1394 - In-Line Pump Premium
Flow 24v DC



GP1652 - Submersible Pump High
Flow 12v DC



GP1692 - In-line Booster Pump High
Flow 12V



GP1332 - Superfil 80 Submersible 801 12v DC



GP1354 - Submersible Pump
Premium Flow 24v DC



ES3100 - C2/C200 Cassette Toilet
Electric Flush Pump



ES3200 - C250 Cassette Swivel
Toilet Electric Flush Pump



TT2500 12 Volt
portable hand shower
and pump

GP1642 - Portable
Pump Kit



Sockets Only

- ES1000 - Watermaster Socket White
- ES1001 - Watermaster Socket for Pressurised Systems (Ivory)
- ES5001 - Watermaster Socket for Pressurised Systems (White)
- AK8834 - Watermaster Service Kit



- AK1400 - Replacement Flap Watermaster Socket - Ivory
- AK1401 - Replacement Flap Watermaster Socket - White



UW5000 - White Aquasmart socket

FILTERS



- FL101 - Filterpac Cartridge (Display Box of 20)
- FL20101 - Filterpac Cartridge



- WF1230 - Aquasource Clear Water Filter 12mm
- WF1530 - Aquasource Clear Water Filter 15mm



- AK1319- Replacement Strainer 15mm (Universal Pumps)
- AK1320- Replacement Strainer 12mm (Universal Pumps)



FL102 - Filter Pack Recharge Kit (Box of 18)



WF3000 - Aquasmart Water Filter



WS7205 - Surge Damper



UH0042 - Truma Easi Press Plug & Pipe Assembly c/w Filter



UH0814 - Filter Plug Assembly

FRESH & WASTE WATER



ES2100 - Black tank filler 40mm complete with cap



ES2200 - White tank filler 40mm complete with cap



ES2150 - Black filler cap vented complete with barrel and keys



ES2250 - White filler cap vented complete with barrel and keys



ES2290 - Portland Water Cap (6.6cm Diameter)



ES2295 - Rheinland Water Cap (8cm Diameter)



ES2095 - White Water Inlet supplied with Barrel and Keys



ES2091 - Black Water Inlet New Flap PO387 - Vecam Barrel & Keys



ES2300 - Replacement Aquaroll Water Tank Cap



ES2305 - 51 Litre Water Hog Cap (Latest Version)



10022 - Pack of 50- Self Adhesive Fresh Water Labels



ES2340 - Self Adhesive Fresh Water Label

FILTAPAC



FL105 - Filter Housing - IVORY




FL105W - Filter Housing -WHITE



FL101- Filterpac Cartridge (Display Box of 20)



FL20101- Filterpac Cartridge



FL106W - White Housing Lid with Hinge Pins




FL102 - Filter Pack Recharge Kit (Box of 18)

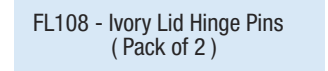


FL107 - Ivory Water Plug Retaining Flags (Pack of 2) *Fits Filterpac Only

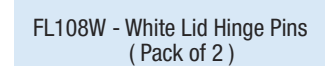
FL107W - White Water Plug Retaining Flags (Pack of 2) *Fits Filterpac Only



FL106 - Ivory Housing Lid with Hinge Pins



FL108 - Ivory Lid Hinge Pins (Pack of 2)



FL108W - White Lid Hinge Pins (Pack of 2)

FRESH & WASTE WATER



ES2053 - 25 litre Jerry Can with tap
ES2055 - Jerry can Tap
ES2053-5 - Pack of 5 x 25 litre Jerry Cans



ES2052 - 10 litre Jerry Can with pouring Spout
ES2052-10 Pack of 10 x 10 litre Jerry Cans



ES2050- 5 Litre water carriers



AK9020 - Bailey Tank Filler Kit



WT4100B - Underfloor 40 Litre Water Tank
WT0001B - Pump and Module WT0040B - Brackets (2)
For a complete Kit order all part numbers



WT0005B - Water Tank Pump & Module



ES2040- Water Level Probe



320060 - Liquid Level Sensor

CV1810 - WATER STARTER KIT



CV1810

CONTENTS INCLUDE

1 x CT310 - Cold Only Folding Tap

1 x GP1002 - Fresh 10L Water Pump

2 x ES2052 10L Water Containers

1 x 5287 - 2 Metre 1/2" Water Hose

1 x 80004 - 2 Metre 3/4" Water Hose

5 x 81226 - 3/4" Hose Clips

5 x 81253 - 1/2" Hose Clips

FRESH & WASTE WATER



ES2013 - Universal Mains Water Adaptor Kit



ES2330 - 7.5 Metre Food Grade Hose fitted with Hose Connections attached



Aquaroll, Roly Poly & Aquarius

ES2310 - Flow Valve assembly for use on Aquaroll, Roly Poly and Aquarius



Water Hog and Aqua Caddy

ES2315 - Flow Valve assembly for use on Waterhog and Aqua Caddy



Water Hog Latest Version Fitting

ES2318 - Flow Valve assembly for use on Water Hog (Latest Version)



EM9433 - Watermaster Mains Water Connection



EM9403 - Extension Hose (7.5 Metres)



ES2083 - 7.5 Mtr Flat Hose Assembly - Food Quality



EM9407 - Whale Carver Adaptor for Aqasource Mains Water Kit



EM9408 - Watermaster Mains Ultraflow adaptor



ES2085 - Fill-Up Tube (1 Metre)
ES2087 - Fill-Up Tube (2 Metres)
ES2089 - Fill-Up Tube (5 Metres)



Blue Lay Flat Hose (20 Metres)
ES2081 - 20 Mtr 1/2" (No Fittings)



ES2060- 50 Foot Roll Flat Hose



ES2065- HABA Magic Hose



16124 - Marine Superflat. (20 Mtrs) Food Quality



ES2328 - Universal Tap Adaptor - Suez



ES2327 - Trigger Spray Nozzle



ES2320 - Hose Connector



ES2321 - Hose Extension Adaptor




ES2322 - Metric and Imperial Tap Connector



ES2325 - Tap Splitter with shut off




88752G - Grey Drainage Tap - Waste Water




80021 - Waste Outlet Connection Kit



Hose Connectors
80009 - **28mm** Hose Y Connector



81320 - **28mm** Rigid Pipe - 3M
(Minimum 10 Lengths)



80019 - **28mm** Assembly Waste Kit



81425 - Smell Trap 28mm ID



81321 - **28mm** Push Fit Straight Connector



81327 - **28mm** Push Fit T Connector



81325 - **28mm** Push Fit 90° Connector




81323 - **28mm** Convolute - 28mm Push Fit Fitting Reducer



81322 - 28mm Convolute -
28mm Push Fit Reducer



81424 - **28mm-20mm** Reducer Connector



81326 - **28mm** Push Fit 135° Connector



81328 - **28mm** Push Fit Y Connector



80010 - **28mm** Hose Straight Connector

FRESH & WASTE WATER



Hose Sealing Sleeves
 80501 - 23.5mm Hose Sealing Sleeve
 80503 - 28.5mm Hose Sealing Sleeve



Floor Seals
 81091 - 5 - 11mm Floor Seal



88752B - Blue Drainage Tap. Suitable for drainage of Fresh Water onboard Tanks. Fits straight on to 28.5mm Convuluted Hose.




Elbow Connectors
 81132 - $\frac{3}{8}$ Elbow Connector
 81134 - $\frac{1}{2}$ Elbow Connector



Plugs
 82019 - $\frac{7}{8}$ Plug for $\frac{3}{4}$ Sinkwaste (white)
 82068 - $1\frac{1}{2}$ Plug for $1\frac{1}{4}$ Sinkwaste (black)



Hose Socket
 81051 - Outlet Hose Socket (3/4")
 81330 - 28mm Outlet Hose Socket



T Connectors
 81113 - $\frac{3}{8}$ T Connector 81114 - $\frac{1}{2}$ T Connector 81115 - $\frac{3}{4}$ T Connector



Sinkwaste White Top
 82006 - $\frac{3}{4}$ Straight Sinkwaste
 82016 - $\frac{3}{4}$ Angled Sinkwaste




Y Connectors
 81104 - $\frac{1}{2}$ Y Connector
 81106 - $\frac{3}{4}$ Y Connector
 81102 - $\frac{3}{8}$ Y Connector

Straight Connectors
 81117 - $\frac{3}{4}$ Straight Connector 81123 - $\frac{3}{8}$ Straight Connector
 81124 - $\frac{1}{2}$ Straight Connector 81142 - Step Down $\frac{3}{8}$ - $\frac{1}{2}$ Connector



Sinkwastes
 81300 - $1\frac{1}{4}$ - 28mm Angled Sinkwaste
 81306 - $1\frac{1}{4}$ - 28mm Straight Sinkwaste
 82063 - $1\frac{1}{4}$ - $\frac{3}{4}$ Angled Sinkwaste
 82064 - $1\frac{1}{4}$ - $\frac{3}{4}$ Straight Sinkwaste



Standard PVC Tube (30 Metres)

- 5287 - Standard Pvc 1/2" Blue
- 4042 - Standard Pvc 3/8" Clear
- 5290 - Standard Pvc 1/2" Clear



80008 - 28.5id x 34od Grey Convuluted Hose 25 metre coil



Reinforced PVC Tube (30 Metres)

- 1152 - Reinforced Pvc 3/8" Clear
- 1270 - Reinforced Pvc 3/8" Red
- 1302 - Reinforced Pvc 1/2" Clear
- 1329 - Reinforced Pvc 1/2" Red
- 1332 - Reinforced Pvc 1/2" Blue



81320 - 28mm Rigid Pipe (3 Metres)
(Minimum 10 Lengths)



Pipe Clips (Pack of 5)

- 81222 - For use with 3/8" Pipe
- 81226 - For use with 3/4" Pipe
- 81228 - For use with 25mm Pipe
- 81253 - For use with 1/2" Pipe
- 81255 - For use with 28mm Pipe



80017 - 23.5id x 28od Grey Convuluted Hose 50 metre coil



Black convoluted hose smooth interior 30 metre coil

- 9701 - 3/4" (20mm i-dia)
- 9725 - 25mm (25mm i-dia)
- 9740 - 40mm (40mm i-dia)




80008 - 28.5id x 34od Grey Convuluted Hose 25 metre coil




80017 - 23.5id x 28od Grey Convuluted Hose 50 metre coil



WS1292 - Blue 100 Metre x 12mm Tubing



WS1294 - Red 100 Metre x 12mm Tubing



WX7112 - TUBE 12mm x 8.5mm BLU
Sold in 30 metre Lengths

WX7152 - TUBE 15mm BLUE
Sold in 10 metre Lengths



WX7114 - TUBE 12mm x 8.5mm RED
Sold in 30 metre Lengths

WX7154 - TUBE 15mm RED
Sold in 10 metre Lengths



80040 - Clear 40mm ID Spiral Convuluted Water Hose (30 metre coil) 40mm (1 1/2") Food grade



GP8841 - Replacement Twin Hose

Hose Clips

- 6245590 - Pack of 25 (8-16mm) M00
- 6245690 - Retail Pack of 2 (8-16mm) M00
- 6245600 - Pack of 25 (9.5-12mm) 000
- 6245700 - Retail Pack of 2 (9.5-12mm) 000
- 6245620 - Pack of 25 (13-20mm) 00
- 6245720 - Retail Pack of 2 (13-20mm) 00
- 6245640 - Pack of 25 (14-22mm) 0
- 6245740 - Retail Pack of 2 (14-22mm) 0
- 6245650 - Pack of 25 (35-50mm) 2A
- 6245695 - Retail Pack of 2 (70-90mm) 4



SEMI RIGID PIPE FITTING 12mm unless stated



WU1202 - Equal Tee



WU1203 - EQUAL ELBOW



WU1204 - Equal Straight




WU1205 - Stem Tee Adaptor



WU1210B - Stem Reducer 12mm-10mm



WU1208 - END PLUG



WU1212B - Bulkhead Connector



WU1213 - Tap Tail Adapter 3/8 BSP-12mm



WU1222 - Stem Elbow



FV1300 - 12mm Non Return Valve



WU1214 - Adaptor Male 1/2" BSP -12mm




WU1232 - Adaptor Female 1/2 BSP-12 mm



WU1264- Stem Adaptor Male 1/2 BSP-12 mm




WU1270 - Shut-Off Valve



WU1273 - Solenoid Valve



WU1272 - Stem Shut-Off Valve



WU1271B - 3 Way Valve



WU1220B - Straight Reducer 12mm -10mm



WU1512 - Straight Reducer 15mm - 12mm




WU1215 - Stem Reducer 15mm-12mm




WU1280 - Stem Adapter 3/8 Hose 12mm



WU1282 - Stem Adapter 1/2HOSE-12mm



WX7114 - TUBE 12mm x 8.5mm RED
Sold in 30 metre Lengths
WX7154 - TUBE 15mm RED
Sold in 10 metre Lengths



WX7112 - TUBE 12mm x 8.5mm BLU
Sold in 30 metre Lengths
WX7152 - TUBE 15mm BLUE
Sold in 10 metre Lengths

15mm WHALE SYSTEM

WHALE Quick Connect system is suitable for all types of cold and hot water mobile installations and mobile heating system



WX1502 - Equal Tee Connector 15mm



WX1503 - Equal Elbow Connector 15mm



WX1504 - Equal Straight Connector 15mm

FRESH & WASTE WATER



WS1202 - Equal Tee Connector



WS1203 - Equal Elbow Connector



WS1204 - Equal Straight Connector



WS1275 - 2 Way Dividers



WS1208 - Red End Plug



WS1210 - Stem Reducer
12mm-10mm



WS1215 - Stem Reducer
15mm-12mm



WS1277 - 12mm Single Check Valve



WS1232 - Adaptor Female 1/2 BSP
12mm



WS1264 - Stem Adaptor Male
1/2 BSP-12mm



WS1222 - Stem Elbow Connector



WS1270 - In-Line Shut Off Valve



WS1292 - Blue 100mm x 12mm
Tubing



WS1294 - Red 100mm x 12mm
Tubing



WX7114 - TUBE 12mm x 8.5mm RED Sold in 30 metre Lengths
WX7154 - TUBE 15mm RED Sold in 10 metre Lengths



WX7112 - TUBE 12mm x 8.5mm BLUE Sold in 30 metre Lengths
WX7152 - TUBE 15mm BLUE Sold in 10 metre Lengths



WS1212 - JG 12mm Bulkhead
Connector



WS1213 - Straight Adaptor Male
3/8 BSP-12mm



WS1220 - Straight Reducer
12mm-10mm



WS1221 - Elbow Reducer -
12mm-10mm



WS1002 - 10mm Equal Tee
Connector



WS1003 - 10mm Equal Elbow
Connector



WS1004 - 10mm Equal Straight
Connector



WS1288 - 12mm Black End Stop
Connector

FRESH & WASTE WATER



WU7207 - Pressure Switch MK2



ES8000 - Watermaster IC Upgrade Pack. compatible with a WHALE ES1001, ES5001



FV1227 - Non-Return Valve 1/2" (plastic)
FV1235 - Non-Return Valve Chromed Brass 1/2"



CT901 - 35mm Cartridge insert
Fits most steel and Plastic Taps



AS8093 - Socket and Gasket



AS8099 - Superfill Replacement Gasket



AS8090 - WHALE Plug & Gasket - Spare for the GP1332 Whale Superfill 12v Assembly



RT9000- Elegance Microswitch Kit



MT8000 - Elite Microswitch Kit



Elegance Shower Hose Assembly
AS5145 - White (1.5 metres)
AS5147 - White (2.1 metres)



Elegance Shower Hose Connectors
AS5149- White



Elegance Tap upgrade Kit
AS5122- White AS5626- Beige
AK3034B - Blank Drive Spindle Workshop Kit of 10



AK5030- Elegance Tap and Showers Service Kit



TR0801 - Truma Pistol Grip 'O' Rings (Pack of 4)



AK3050B - Watermaster/Carver 'O' Rings Pack of 50. Suitable for the Whale EP1622 Pump Assembly & the Original Carver Crystal Mk2 Plug Assembly



AK3031B - 'O' Rings bag of 100 for Watermaster Plug Assembly



AK0801 - 'O' Rings Pack of 2 rings for Carver Plug Assembly, Carver & Crystal2

FRESH & WASTE WATER



DT145 - 10 Litre Waste Water,
12 litre Freshwater Tank
415 D x 365 H x 300 W mm
Weight 4.5 Kg



DT165 - 20 Litre Waste Water,
12 litre Freshwater Tank
415 D x 365 H x 420 W mm
Weight 5.5 Kg



Dometic DT972G - Grey Portable Toilet
9.8 Litre Tank
387 D x 318 H x 334 W mm
Weight 5 Kg



Dometic DT976G - Grey Portable Toilet
18.9 Litre Tank Dimensions
387 D x 387 H x 387 W mm
Weight 6 Kg

DOMETIC TOILET SPARES



DS860385316 - Toilet Bowl Seal Kit



DT905 - Toilet Freshen Up Kit



DS242601513 - Seal Intake
Support Ring



DS242602256 - Seal Intake Service

THETFORD STYLE TOILET SPARES



ES3110 - Cassette Toilet
Replacement Lip Seal
(for replacements Before June 2000)



ES3210 - Cassette Toilet
Replacement Lip Seal
(for replacements Post June 2000)



ES3200 - C250 Cassette Swivel
Toilet Electric Flush Pump



ES3100 - C2/C200 Cassette Toilet
Electric Flush Pump



DT960 - Childs Fold Away Travel Toilet



SC9401 - Toilet Brush Set



SC9443 - Soap Holder chrome



SC9442 - Glass and Holder chrome



SC9444 - Towel Ring chrome

FRESH & WASTE WATER

THESE CHEMICALS ARE ORDERED IN BOXES OF 3
(CAN BE ASSORTED) TO BE CARRIAGE FREE!



AQ4001 - 10 x 1 Litre Cassette Toilet Waste Rinse



AQ4002 - 10 x 1 Litre Pink Flush and Bowl Cleaner



AQ4003 - 10 x 1 Litre ECO Green Cassette Toilet Waste and Rinse



AQ4004 - 10 x 1 Litre RV Toilet Fluid For Holding Tanks



AQ4005 - 10 x 1 Litre Dish 'N' Treat Cleaner



AQ4006 - 10 x 1 Litre Exterior Multi Cleaner



AQ4025 - Eco-Roll Quick Dissolving Toilet Tissue (4 Pack)



AQ4021 - Pink & Blue Toilet Fluid Sachets



SILK01 - Silky cream caravan cleaner - 480ml
SILK01-12 - Box of 12 Silky cream 480ml caravan cleaner



DT911 - Dometic Powercare - Blue Tabs



DT912 - Dometic Powercare - Green Tabs



DT920 - Dometic Tank Cleaner Tab



CL500 - Aquasol 300ml
(Bottle display pack of 6)



CL300 - Puri Sol - 300ml (display pack of 6)



VUPLEX - Plastic Cleaner and Anti Static Polish
V200 - 200g (235ml) V375 - 375g (445ml)

FRESH & WASTE WATER



CL600 - Aquamega Tabs (20's)
(Display Pack of 6)



CL100 - Puriclean - 100g tub
(Display 12 pack)
CL400 - Puriclean - 400g tub
(Display 6 pack)



CL640 - Aquamini Tabs (40's)
(Display Pack of 18)



CL132 - Aqua Midi Tabs (32's)
(Display box of 12)

**THESE CHEMICALS ARE ORDERED IN BOXES OF 3
(CAN BE ASSORTED) TO BE CARRIAGE FREE!**



AQ4119- 12 x 480ml Litre G13 Wet
Heating Antifreeze



AQ4101- 24 x 250ml PROSHOT
Everyday Dish N Treat



AQ4102- 24 x 250ml PROSHOT
Cassette Waste Tank
Cleaner



AQ4103- 24 x 150g PRISTEANE
(Tannin Stain Remover)



AQ4104 - 24 x 100ml ECO GLIDE
Awning Rail Lubricant



AQ4111 - 10 x 480ml Black Streak
Remover



AQ4112 - 10 x 480ml PVC AWNING
Cleaner



AQ4113 - 10 x 480ml
Multi Surface Cleaner



AQ4114 - 10 x 480ml Avocado
Oil Polish



AQ4115 - 10 x 480ml
Soft Furnishing Cleaner



AQ4116 - 10 x 480ml
Pink Flush Cleaner Spray



AQ4105 - 12 x 100ml Antiseptic
First Aid Spray



ES2067 - Mudmate Boot cleaner, fits standard
screw plastic bottle



ES2030 - 5 feet Extending Caravan / Mobile Cleaning Brush

SV4002



SV4002 - M09222 Smev Combi Right hand Sink 2 Burner hob / sink combination unit with twin tempered glass lids.

SV1021



SV1021 - M09222 SMEV Combi Right hand Sink 2-burner hob/sink combination with 2 glass lids. Integrated glass lids that fold down to give you another work surface. Taps not included.

SV1001 - M09222 SMEV Combi Left hand sink 2 burner hob / sink unit with twin tempered glass lids)


M09222 SMEV Combi KEY FEATURES

- 2 heat-resistant safety glass lids
- Detachable chrome pot grids – easy to clean
- Enamelled burner caps
- Piezo ignition
- Safety ignition system
- AC 540 siphon
- Rubber seal, with hole for tap (Ã 39 mm)
- Number of burners 2
- Hob/s output 1 x 1.0 kW; 1 x 1.8 kW
- Gas consumption 204 g/h
- Gas supply pressure 30 mbar
- Dimensions (WxHxD): 900 x 152 x 370 mm
- Built-in dimensions (WxD): 793 x 307 mm

OVEN SPARES



DS1053106660 - SMEV Oven Door Catch



DS105312853 - Grating Chrome Plated

SMEV SPARES



DS1053116636 - SMEV Sleeve, Grid, 50 Pieces



DS1053104988 - SMEV Ring, Hole Cover



DS1053120794 - SMEV Screw Covers



Compression Nuts

MN108 - Compression nut 8mm
 MN110 - Copper Compression nut 10mm



Blanking Ends

MSE108 - 8mm Blanking end
 MSE110 - 10mm Blanking end



Elbows

ME108 - Elbow 8mm copper to 8mm copper
 ME106/162 - Elbow 6mm copper to 1/4 female BSP
 ME110 - Elbow 10mm copper to 10mm copper
 ME110/161 - Elbow 10mm copper to 1/4 male BSP
 ME110/162 - Elbow 10mm copper to 1/4 female BSP



Compression Rings

MR208 - Copper compression ring 8mm
 MR210 - Copper compression ring 10mm




Couplings

MC108 - Couplings 8mm copper to 8mm copper
 MC108/161 - Coupling 8mm copper to 1/4 Male BSP
 MC108/241 - Couplings 8mm copper to 3/8 male BSP
 MC110 - Couplings 10mm copper to 10mm copper
 MC110/108 - Couplings 10mm copper to 8mm copper

GAS DROP VENTS

Introducing our NEW gas drop vents, easily cuts to the desired length you require

50mm One size fits all: Our latest version has cut down marks at 35mm & 75mm should you require a smaller vent



870934 - 75mm x 120mm Gas Drop Vent - Grey



870932 - 75mm x 120mm Gas Drop Vent - Black



TC0504 – Universal Thermo Coupling



T-Pieces

MT108 - T-pieces copper to copper 8mm x 8mm x 8mm
 MT110 - T-pieces copper to copper 10mm x 10mm x 10mm
 MT110/108 - T-pieces copper to copper 10mm x 10mm x 8mm



BJ200 - Gas Level Indicator



86040 - Gas Bottle Holder Saddle Type



R9LPG – Self Adhesive LPG Sticker
 10012 – Pack of 50 Self Adhesive LPG Stickers



LPG11 - Self adhesive TUFFLEX LPG sticker
 10020 - Sheet of 12 TUFFLEX LPG stickers



86057 - Gas Bottle Holder
 c/w 1250mm Strap & Spacer



Copper Tube

- CT2214 - 30mtr Coil - 1/4
- CT2238 - 30mtr Coil - 3/8
- CT22516 - 30mtr Coil - 5/16
- CT2208 - 30mtr Coil - 8mm
- CT2210 - 30mtr Coil - 10mm



Bulkhead Nozzle Adaptors

- F101/L4 - Bulkhead nozzle adaptor
1/4 copper to nozzle
- F101/L45/16 - Bulkhead nozzle adaptor
5/16 copper to nozzle



Copper to Nozzle Adaptors

- F101A - Nozzle adaptor 1/4 copper to nozzle
- F101A5/16 - Nozzle adaptor 5/16 copper to nozzle
- F105A - Nozzle adaptor 3/8 copper to nozzle



BSP Nozzle Adaptors

- F101 - Male BSP to nozzle 1/4
- F105 - Male BSP to nozzle 3/8



Female to Nozzle Adaptors

- F103 - Nozzle adaptor 1/4 female to nozzle
- F104 - Nozzle adaptor 3/8 female to nozzle




Elbows

- 2001 - Elbows 3/16 copper to 3/16 copper
- 2003 - Elbows 1/4 copper to 1/4 copper
- 2005 - Elbows 5/16 copper to 5/16 copper
- 5005/3 - Elbow 5/16 copper to 1/4 BSP




Blanking Ends

- 1103 - 1/4 Blanking end
- 1105 - 5/16 Blanking end
- 1108 - 3/8 Blanking end



Compression Nuts

- WUN1001 - Compression nut 3/16



Compression Rings

- 1021 - Copper compression ring 3/16
- 1023 - Copper compression ring 1/4
- 1026 - Copper compression ring 5/16
- 1028 - Copper compression ring 3/8



T-Pieces

- 2043 - T-pieces copper to copper
1/4 x 1/4 x 1/4
- 2045 - T-pieces copper to copper
5/16 x 5/16 x 5/16
- 2048 - T-pieces copper to copper
3/8 x 3/8 x 3/8
- 5045/3 - T-pieces copper to copper
5/16 x 5/16 x 1/4
- 5043/1 - T-pieces copper to copper
1/4 x 1/4 x 3/16
- 5048/3 - T-pieces copper to copper
3/8 x 3/8 x 1/4



Couplings

- 1041 - Couplings 3/16 copper to 3/16 copper
- 1043 - Couplings 1/4 copper to 1/4 copper
- 1045 - Couplings 5/16 copper to 5/16 copper
- 1048 - Couplings 3/8 copper to 3/8 copper
- 4043/1 - Couplings 1/4 copper to 3/16 copper
- 4045/3 - Couplings 5/16 copper to 1/4 copper
- 4048/3 - Couplings 3/8 copper to 1/4 copper
- 4048/5 - Couplings 3/8 copper to 5/16 copper



Blanking Nuts

- 1001/BL - 1/8 - 3/16 Blanking nut
- 1003/BL - 1/4 - 5/16 Blanking nut



BSP Couplings

- 1081 - Couplings 1/8 female BSP to 3/16 copper
- 1085 - Couplings 5/16 female BSP to 1/4 copper
- 1088 - Couplings 3/8 female BSP to 3/8 copper



H8LPBLK - Black 8mm Gas Hose - 50 metre



H8LPOR - Orange 8mm Gas Hose -50 metre



P0695 - Lance for pre-2004 Gas Outlet Box



P0697 - Lance 2004 Gas Outlet Box



P0685 - 8mm BBQ/Patio Heater Hose Connection



6245200 - Hose T - Connector



P0692 - 2004 White Gas Outlet Box



P0694 - White replacement Flap & Pins



Hose Clips

- 6245590 - Pack of 25 (8-16mm) M00
- 6245690 - Retail Pack of 2 (8-16mm) M00
- 6245600 - Pack of 25 (9.5-12mm) 000
- 6245700 - Retail Pack of 2 (9.5-12mm) 000
- 6245620 - Pack of 25 (13-20mm) 00
- 6245720 - Retail Pack of 2 (13-20mm) 00
- 6245640 - Pack of 25 (14-22mm) 0
- 6245740 - Retail Pack of 2 (14-22mm) 0
- 6245650 - Pack of 25 (35-50mm) 2A
- 6245695 - Retail Pack of 2 (70-90mm) 4



P0683 - White TND Gas Outlet Box
 P0684 - Beige TND Gas Outlet Box
 P0683F - White TND Gas outlet Replacement Flap



P0682 - Grey TND Gas Outlet Box



CR5PRO - Crash Test Propane Hose Assembly 450mm

PLS Propane Hose Assembly 450mm. High pressure orange hose 30 bar working pressure, 90 bar burst pressure. Fitted with rupture protection valve.

A self adhesive advisory label is attached to every hose.

Gas Type - Propane.

Length 450mm.

Inlet - POL.

Outlet - W20.

This is compulsory when using drive safe systems. Automatically cuts gas supply in the event of an accident

CR5PRO - Crash Test Propane Hose Assembly 450mm



Stainless Steel Hoses

SS1500BUT - 1500mm Butane

SS750BUT - 750mm Butane

SS450BUT - 450mm Butane



Stainless Steel Hoses

SS1500PRO - 1500mm Propane

SS750PRO - 750mm Propane

SS450PRO - 450mm Propane



TH5PRO - Propane Hose Assembly 450mm - Hand Wheel

TH7PRO - Propane Hose Assembly 700mm - Hand Wheel

TH15PRO - Propane Hose Assembly 1500mm - Hand Wheel



R5HPRO - Propane Hose Tail - 450mm

R7HPRO - Propane Hose Tail - 750mm

R15HPRO - Propane Hose Tail - 1500mm



R5HM20 - M20 x M20 Hose Assembly - 450mm



R5HBUT - Butane Hose Tail - 450mm

R7HBUT - Butane Hose Tail - 750mm

R15HBUT - Butane Hose Tail - 1500mm



HA100 - Black Gas Hose Assembly - 1 Metre

HA200 - Black Gas Hose Assembly - 2 Metre



HA150 - Orange Gas Hose Assembly - 1 Metre

HA250 - Orange Gas Hose Assembly - 2 Metre



R43101 - Single manifold valve



R43102 - Double manifold valve



R43103 - Triple manifold valve



R7ADPT - 27mm Clip-on Adaptor 90°



R4ADPT - 21mm Clip-on Adaptor



R21ADPT - RECA 21mm Clip-on Adaptor



T37Gauge - Propane Regulator with Level Gauge



T28Gauge - Butane Regulator with Level Gauge



T21Gauge - 21mm Clip-on Regulator with Level Gauge



R4CGAS - Camping Gaz Adaptor



MCPO8 - 8mm Blanking Plug



R43110 - 5 x 8mm Compression Rings



CT750 - Box of 10 Gas Regulator Spanner



CA727 - CALOR Regulator Propane 27mm Quick on 37mbar



CA721 - CALOR Regulator 21mm Butane Quick on 29mbar



CA728 - CALOR Regulator Butane 29mbar 1.3 kg/hr Screw-on



CA737 - CALOR Regulator Propane 1.5 kg/hr 37mbar



For Static Caravans Only

CA740 - CALOR Regulator Propane 4 kg/hr 37mbar



CA741 - CALOR Regulator Butane Camping Gaz Type



Caravan / Motorhome regulator W20
R43008 - 8mm Outlet
R43010 - 10mm Outlet



90° Caravan / Motorhome regulator W20
R43908 - 8mm Outlet
R43910 - 10mm Outlet



Caravan / Motorhome automatic change over
R43708 - 8mm Outlet
R43710 - 10mm Outlet



T37PRO - Propane Regulator 37M.bar



T28BUT - Butane Regulator Screw-on



T21CLON - 21mm Clip-on Regulator



T28CAM - Camping Gaz Regulator



For Static Caravans Only

T37PR04 - Propane Regulator 37mbar (4Kgs/Hr) Requires F105 to Complete



T20CLON - 20mm Clip-on Regulator 28 mbar




T27CLON - 27mm Clip-on Regulator 37mbar



R37PHT - Propane Regulator 37mbar Handwheel Tightening

RWB28 - Regulator Washer for Butane
(Pack of 20)

RWM20 - Washer for M20 Nut
Pack of 20)



RW001 - Propane Nose Rubber Grommets
(pack of 2)

VENTS & VENTILATION



DRM9107- LS300 White Vent without Winter Cover



DS2413205507 LS330 Winter Cover - White



DS289067000 - LS100 Top Vent Grill only White



DS289067200 - LS200 Lower Ventilation Grill



DS289066900 - LS300 Ventilation Grill – White
Size: 277 x 518mm



DS289060001 LS330 Winter Cover
– Fiat Bianco 210 White




DS289067000 - LS100 Top Vent Grill only - White



DS295177161 LS200 Bottom Ventilation Frame



DS2951767017 - Insert Exhaust - White



DS2890559004 - LS230 Winter Cover Blue
Suitable for RM 9 Series Fridge.
Size: 353mm x 303mm



DS289059500 - LS100 White Winter Cover



DS2890596006 - LS200 Winter Cover Bottom
Vent White



DS2951766019 - Closing White - Single
DS2951766001 - Closing Beige - Single
DS2951766944 - Closing Dark Grey - Single

DS2951766612 - Closing Grey - Bag of 50
DS2951766698 - Closing Beige - Bag of 50
DS2951766699 - Closing White - Bag of 50
DS2951766912 - Closing Dark Grey - Bag of 50



DS2951766316 - Slider Air Vent - White
DS2951766308 - Slider Air Vent - Beige

VENTS & VENTILATION



DRM9102 - LS100 Top White Vent with Winter Cover



DRM9104 - LS200 Bottom White Vent with Winter Cover



DRM9106 -LS300 - White Vent with Winter Cover



DRM9102 - LS100 Top White Vent with Winter Cover



DRM9109 - LS100 + LS200 - White Top & Bottom Vent Winter cover



DS2413205010 - LS300 Winter Cover White




DS289067501 LS330 Ventilation Grill- White



DRM9112 - LS100 & LS200 Winter Cover Pack - Black



DS2890598028 - LS300 Winter Cover Grey



DS293307881 LS330 Vent Frame White 273x434m



DS2952105225 - LS100 Top Vent Winter Cover Grey



DS2952105324 - LS200 Bottom Vent Winter Cover Grey


FRIDGE COVERS



900010 - White Fridge Vent 5039.21W 364mm x 139mm




900011 - Cover For White Fridge Vent 5039.2W for 900010



900015 - White Fridge Vent 5045.21W 369mm x 139mm



900020 - Round Vent 5038W 110mm dia



900025 - Interior Vent 5040.15W
180mm x 45mm



900030 - Exterior Vent For Hit & Miss 5044.31
325mm x 105mm or 900030



900031 - Interior Vent Hit & Miss 5044
325mm x 105mm for 900030



900038 - COMET Motorised Mushroom
Vent - Grey




900035 - Mushroom Vent with 80mm
Hose Connector



900037 - Side Wall Vent with Flynet

MPK ROOFLIGHTS WHITE



Complete Rooflight with White Handles and Flynet (c/w Blind *)
 900040 - 280 x 280 Rooflight
 900041 - 400 x 400 Rooflight
 900042 - 360 x 320 Rooflight
 900043 - 400 x 400 Rooflight & Blind*




Replacement Dome only
 900050- 280 x 280 Dome Only
 900051- 400 x 400 Dome Only
 900052- 360 x 320 Dome Only




Vision Star M Pro Rooflight Complete with Blind and Flyscreen
 900200 - 400 x 400



Clear Dome Rooflight with Flynet (c/w Blind *)
 900160 - 280 x 280 with Flynet
 900162 - 280 x 280 with Flynet and Blind*



Replacement Flynet White
 900045 - 280 x 280 Flynet
 900046 - 400 x 400 Flynet
 900047 - 320 x 360 Flynet



Integrated Flynet
 900048 - 400 x 400 (No Blind)
 900049 - 400 x 400 (with Blind)
 900056 - 280 x 280 (No Blind)
 900190 - 280 x 280 (with Blind)




MPK Upgrade Kit Inner Frame
 900101 - 400 x 400



Replacement Roller Blind
 900055 - Replacement White Roller Blind Suitable Fit for 400 x 400 Rooflight

MPK ROOFLIGHTS BEIGE



Complete Rooflight with Beige Handles and Flynet (c/w Blind*)
 900080 - 280 x 280 with Flynet
 900081 - 400 x 400 with Flynet
 900082 - 320 x 360 with Flynet
 900083 - 400 x 400 Flynet & Blind*




Replacement Dome only
 900090- 280 x 280 Dome Only
 900091- 400 x 400 Dome Only
 900092- 360 x 320 Dome Only




Lock Sets for MPK Rooflights
 900100 - 400 x 400 Rooflight
 900108 - 280 x 280 Rooflight



Clear Dome Rooflight with Flynet (c/w Blind *)
 900140 - 280 x 280 with Flynet
 900142 - 280 x 280 with Flynet and Blind*



Replacement Flynet Beige
 900085 - 280 x 280 Flynet
 900086 - 400 x 400 Flynet
 900087 - 320 x 360 Flynet*



Integrated Flynet
 900088 - 400 x 400 (No Blind)
 900089 - 400 x 400 (with Blind)
 900096 - 280 x 280 (No Blind)



Replacement Roller Blind
 900095 - Replacement Beige Roller Blind Suitable Fit for 400 x 400 Rooflight

WINDOWS & ACCESSORIES

MAXXAIR ROOFLIGHT WITH FAN



MA750 - MAXXFAN Deluxe 400 x 400 Rooflight Smoke



MA755 - MAXXFAN Deluxe 400 x 400 White



MA760 - MAXXFAN Deluxe 400 x 400 Rooflight Clear/Tint



MA770 - MAXXSHADE - Blind for MAXXFAN vents



MA780 - MAXXFAN Dome 6" Complete with LED Lights -White



MA771 - MAXXSHADE - Blind with LED Lights for MAXXFAN vents

DOMETIC HEKI 2

ROOF WINDOW FOR CARAVANS



SE96200 - HEKI 2

This large tilting roof window will allow fresh air and sunlight in while keeping insects out! Separately adjustable fly and darkening screens give you added control.

- Pneumatic springs for easy opening
- Double acrylic glazing
- Separately adjustable darkening and fly screens
- Forced ventilation

Technical Specification	
Weight	11kg
Cut out	960mm x 655mm
Possible Roof Thickness	36mm to 60mm

DOMETIC HEKI 2 DE LUXE

ROOF WINDOW FOR CARAVANS, WITH INTEGRATED LIGHTS AND HONEYCOMB BLIND



SE96250 - HEKI 2 De Luxe

This premium tilting roof window does more than admit fresh air and light into a motorhome or caravan. It also features a double-pleated honeycomb roller blind, forced ventilation and integrated lighting.

- Pneumatic springs
- Double-pleated honeycomb roller blind and fly screen
- Forced ventilation
- Double acrylic glazing
- Integrated lighting

Technical Specification	
Weight	11kg
Cut out	960mm x 655mm
Possible Roof Thickness	36mm to 60mm

DOMETIC HEKI 3 PLUS

ROOF WINDOW FOR CARAVANS AND MOTORHOMES



SE96300 - HEKI 3 Plus

If you enjoy plenty of daylight and fresh air in your motorhome or caravan, this sturdy tilting roof window perfectly fits the bill. Among other things, the double-pleated honeycomb roller blind provides perfect protection from the sun

- Double-pleated honeycomb blind
- Double acrylic glazing
- Pleated, black gauze fly screen

Technical Specification	
Weight	14.5kg
Cut out	960mm x 655mm
Possible Roof Thickness	33mm to 60mm

DOMETIC MIDI HEKI STYLE

ROOF WINDOW FOR CARAVANS AND MOTORHOMES



If you enjoy plenty of daylight and fresh air in your motorhome or caravan, this sturdy tilting roof window perfectly fits the bill. Among other things, the double-pleated honeycomb roller blind provides perfect protection from the sun

- Double-pleated honeycomb blind
- Double acrylic glazing
- Pleated, black gauze fly screen


Technical Specification	
Weight	8.4kg
Cut out	700mm x 500mm
Possible Roof Thickness	25mm to 29mm

Midi Heki- Operation bar	*Midi Heki Crank Version
SE70500 (with ventilation)	SE70520 (with ventilation)
SE70510 (with no ventilation)	SE70530 (with no ventilation)

HEKI ROOFLIGHTS

DOMETIC MINI HEKI STYLE

ROOF WINDOW WITHOUT FORCED VENTILATION



- SE40100 - Without Ventilation (for roof thickness 23mm-42mm)
- SE40120 - Without Ventilation (for roof thickness 43mm-60mm)
- SE40140 - With Ventilation (for roof thickness 25mm-42mm)
- SE40160 - With Ventilation (for roof thickness 43mm-60mm)

All models feature a lightly tinted, aerodynamically formed glass dome. The Mini Heki Style even features double glazing, and can be opened in three different positions (incl. poor weather position). The Mini Hekis are equipped with a single-pleated darkening screen and a flyscreen

- Opens to three positions: fully open, half-open and bad-weather position
- Dome with double acrylic glazing
- Handle-operated
- Special shaped glass dome is aerodynamic
- Without or without forced ventilation. Size 400 x 400 mm

Technical Specification

Weight	3.3kg
Cut out	400mm x 400mm
Possible Roof Thickness	25mm to 60mm

DOMETIC MINI HEKI S

ROOF WINDOW WITHOUT FORCED VENTILATION



- SE40180 - Without Ventilation (for roof thickness 23mm-42mm)
- SE40200 - Without Ventilation (for roof thickness 43mm-60mm)

All models feature a lightly tinted, aerodynamically formed glass dome. The Mini Heki Style even features double glazing, and can be opened in three different positions (incl. poor weather position). The Mini Hekis are equipped with a single-pleated darkening screen and a flyscreen

- Using handles, it can be placed in five different positions
- Separately adjustable darkening and fly screens keep light and insects out
- Forced Ventilation
- For roofs either 23-42 or 43-60 mm thick
- Dome with single acrylic glazing Size 400 x 400 mm

Technical Specification

Weight	2.90kg
Cut out	400mm x 400mm
Possible Roof Thickness	23mm to 60mm

DOMETIC MICRO HEKI

ROOF WINDOW WITH FLYSCREEN & FORCED VENTILATION



- SE40400 - Complete with Blind & Flyscreen without Ventilation
- SE40420 - Complete with Blind & Flyscreen with Ventilation

This ultra-compact roof light was specially designed for the bathroom area. It fits into a roof opening of 280 x 280 mm and can be opened and closed with a hand-lever system. For motorhomes and caravans.


- Model available with inner fly screen (can be adjusted separately) and optional darkening
- Model available with or without forced ventilation
- Maximum opening angle: 50°
- Double acrylic glazing, tinted on the outside
- Lockable vent position
- For roof thickness of 23-42 mm

Technical Specification

Weight	2.90kg
Cut out	280mm x 280mm
Possible Roof Thickness	23mm to 42mm



SE40494 - MICRO HEKI Installation Kit 30-31mm



SE40501 Micro Heki adaptor frame 43-60mm

Sold separately

Required assembly kit for specific thickness is sold separately



SPEEDSTYLE TOP HUNG WINDOW AVAILABLE IN 3 SIZES

These SpeedStyle top hung, double glazed acrylic hinged windows are complete with sturdy window stays, lever locks and a full flynet and blind. Made for quick and easy installation, this cost effective window will make replacing any existing like for like models a doddle. With its sleek design and high quality finish, they will have your caravan, motorhome or campervan looking amazing in no time.

- RW21003 - 500 X 350 HINGED WINDOW
- RW21004 - 500 X 450 HINGED WINDOW
- RW21027 - 900 X 450 HINGED WINDOW



12MM PVC CRESCENT INSERT PROFILES 100M ROLLS



1205105 – CREAM 100 metres x 12mm



1205101 – BLACK 100 metres x 12mm



1205106 – DARK SILVER 100 metres x 12mm



1205102 – WHITE 100 metres x 12mm



1205107 – BEIGE 100 metres x 12mm



1205103 – GREEN 100 metres x 12mm



1205108 – LIGHT GREY 100 metres x 12mm



1205104 – BURGUNDY 100 metres x 12mm



1205109 – BLUE 100 metres x 12mm

WINDOWS & ACCESSORIES

SEITZ S4 HINGED WINDOW FITTINGS

ALL WINDOWS COME COMPLETE
WITH ROLLER BLINDS AND FLY SCREEN



SEITZ S4 Hinged Windows

Hinged Window Ref No	Size W x H	Overall Size W x H	Opening Size W x H	Hinged Window Size W X H:	Weight Kg
SE9104100000	300 x 500	344 x 531	N/A	N/A	3.9
SE9104100001	350 x 500	393 x 531	343 x 498	254 x 354	4.1
SE9104100002	500 x 300	544 x 330	499 x 298	404 x 154	4.0
SE9104100003	500 x 350	544 x 380	500 x 348	404 x 204	4.2
SE9104100004	500 x 450	544 x 480	500 x 448	404 x 304	5.1
SE9104100005	500 x 500	544 x 531	499 x 499	404 x 354	5.7
SE9104100007	550 x 550	594 x 581	549 x 549	454 x 404	5.7
SE9104100009	550 x 600	594 x 631	549 x 599	454 x 454	6.1
SE9104100010	600 x 500	644 x 531	599 x 498	504 x 354	6.1
SE9104100011	600 x 600	644 x 631	599 x 599	504 x 454	7.0
SE9104100013	700 x 300	745 x 330	700 x 298	604 x 154	5.3
SE9104100015	700 x 400	745 x 430	702 x 398	604 x 254	6.1
SE9104100016	700 x 450	754 x 481	702 x 448	604 x 304	6.5
SE9104100017	700 x 500	745 x 531	700 x 498	604 x 354	7.0
SE9104100018	700 x 550	745 x 581	700 x 549	604 x 404	7.4
SE9104100019	700 x 600	745 x 631	702 x 599	604 x 454	7.7
SE9104100022	750 x 600	797 x 431	750 x 599	654 x 454	8.2
SE9104100023	800 x 350	846 x 380	800 x 347	704 x 204	6.6
SE9104100024	800 x 450	846 x 481	801 x 450	704 x 304	7.1
SE9104100026	900 x 400	948 x 430	902 x 398	804 x 254	7.5
SE9104100027	900 x 450	948 x 481	902 x 448	804 x 304	8.0
SE9104100028	900 x 500	948 x 531	902 x 499	804 x 354	8.4
SE9104100029	900 x 550	948 x 581	902 x 549	804 x 404	8.6
SE9104100030	900 x 600	948 x 631	902 x 599	804 x 454	9.2
SE9104100032	1000 x 500	1048 x 531	1002 x 499	904 x 354	9.3
SE9104100034	1000 x 600	1048 x 631	1002 x 599	904 x 454	11.0
SE9104100036	1100 x 450	1148 x 481	1103 x 448	1004 x 304	9.9
SE9104100037	1100 x 550	1148 x 581	1102 x 549	1004 x 404	10.1
SE9104100039	1200 x 300	1248 x 330	1201 x 297	1104 x 154	8.2
SE9104100041	1200 x 500	1249 x 531	1203 x 500	1104 x 354	10.5
SE9104100042	1200 x 600	1249 x 631	1201 x 599	1104 x 454	12.5
SE9104100046	1300 x 600	1343 x 631	1297 x 599	1204 x 454	14.2
SE9104100047	1450 x 550	1500 x 581	1453 x 549	1354 x 404	13.6
SE9104100048	1450 x 600	1500 x 631	1454 x 599	1354 x 454	14.9

SEITZ SLIDING WINDOW FITTINGS

PLEASE NOTE WE DO NOT HOLD STOCK OF THESE ITEMS.
DELIVERY IS ESTIMATED AT 10 WORKING DAYS

Sliding Window Ref No:	Size W X H	Overall Size W X H:	Opening Size W X H:	Hinged Window Size W X H:	Weight Kg
SE9104100141	500 x 450	544 x 480	500 x 448	404 x 304	5.1
SE9104100147	600 x 500	644 x 531	599 x 498	504 x 354	6.1
SE9104100149	600 x 600	644 x 631	599 x 599	504 x 454	7.0
SE9104100151	700 x 300	745 x 330	700 x 298	604 x 154	5.3
SE9104100153	700 x 400	745 x 430	702 x 398	604 x 254	6.1
SE9104100155	700 x 450	754 x 481	702 x 448	604 x 304	6.5
SE9104100157	700 x 550	745 x 581	700 x 549	604 x 404	7.4
SE9104100159	700 x 600	745 x 631	702 x 599	604 x 454	7.7
SE9104100163	750 x 600	797 x 431	750 x 599	654 x 454	8.2
SE9104100165	800 x 350	846 x 380	800 x 347	704 x 204	6.6
SE9104100167	800 x 450	846 x 481	801 x 450	704 x 304	7.1
SE9104100171	900 x 400	948 x 430	902 x 398	804 x 254	7.5
SE9104100173	900 x 450	948 x 481	902 x 448	804 x 304	8.0
SE9104100175	900 x 500	948 x 531	902 x 499	804 x 354	8.4
SE9104100177	900 x 550	948 x 581	902 x 549	804 x 404	8.6
SE9104100179	900 x 600	948 x 631	902 x 599	804 x 454	9.2
SE9104100181	1000 x 500	1048 x 531	1002 x 499	904 x 354	9.3
SE9104100185	1000 x 600	1048 x 631	1002 x 599	904 x 454	11.0
SE9104100187	1100 x 450	1148 x 481	1103 x 448	1004 x 304	9.9
SE9104100189	1200 x 600	1249 x 631	1201 x 599	1104 x 454	12.5
SE9104100193	1300 x 600	1343 x 631	1297 x 599	1204 x 454	14.2
SE9104100195	1450 x 600	1500 x 631	1454 x 599	1354 x 454	14.9

SEITZ S4 Sliding Window Left or Right Fitting

DOMETIC WINDOW STAYS



DS44990001644 - Set Click-Clack Arms/Struts with Handle for S4-/S5 Windows - 600mm Fully Ext 450mm Closed 320mm



DS44990001651 - S4/S5 Click-Clack Arms/Struts 400mm Fully Ext 250mm Closed 175mm



DS44990001669 - Set Click-Clack Arms/Struts with Handle for S4-/S5 Windows - 500mm Fully Ext 350mm Closed 250mm



DS44990001677 - S4/S5 Click-Clack Arms/Struts - 350mm Fully Ext 170mm Closed 130mm



DS44990001636 - Set Click-Clack Arms/Struts with Handle for S4-/S5 Windows - 450mm Fully Ext 300mm Closed 205mm



DS44990001628 - S4/S5 Click-Clack Arms/Struts - 300mm Fully Ext 115mm Closed 80mm



DS44990001495 - Lever lock

WINDOWS & ACCESSORIES

POLYFIX WINDOW STAYS



PP6200 - 200mm Tube Stay, Lever Lock



PP6300 - 300mm Tube Stay, Lever Lock



PP6500 - 200mm Auto Stay, Lever Lock



PP6600 - 300mm Auto Stay, Lever Lock



PP6700 - 200mm Auto Stay, Perma Fix End



PP6400 - 140mm Tube Stay, Perma Fix End



PP4040 - Polyfix Adaptor Plate



PP4030 - Lock Plate - 900.810.00.00
PP4031 - Lock Plate - 900.813.00.00



PP8000 - Lever Lock Catch



AMT103 - Black Window Stay Hinge
AMT104 - Grey Window Stay Hinge



AMT101 - Black Window Stay Locks
AMT102 - Grey Window Stay Locks

PERMA-FIX WINDOW FITTINGS AND PLASTIC SPARES



PP1300 - 300mm Tube Stay, Lever Lock



PP1200 - 200mm Tube Stay, Lever lock



PP1400 - 140mm Righthand Tube Stay, Black End, Perma-fix



PP2200 - 200mm Auto Stay, Black End, Lever Lock



PP2500 - 300mm Auto Stay, Black End, Perma-fix End



PP3000 - Pop-out Window Stay, Single, Black



PP4001 - Lever Lock Catch, Black

SPRINT CURTAIN FITTINGS SP100 - 2.5 METRES SPRINT TRACK



SP200 - Standard Glyders 20 Per Pack



SP250 - Swivel Glyders 20 Per Pack



SP300 - Curtain Hooks 25 Per Pack




SP500 - End Stops 2 Per-Pack

VISA CURTAIN FITTINGS SW700 - 2.10 METRES SWISH VISA TRACK



Window Capping (all supplied in 10 Metre Rolls)

SWISH CURTAIN TRACKS MIN ORDER 10 PIECES



(A) Sprint Curtain Track -
SP100 - 2.50 metres Track
(B) Visa Curtain Track -
SW700 - 2.10 metres Track

- P0625 - 25mm White Window
- P0627 - 27mm White Window
- P0630 - 30mm White Window
- P0633 - 33mm White Window
- P0635 - 35mm White Window

- P0637 - 37mm White Window
- P0639 - 39mm White Window
- P0642 - 42mm White Window
- P0644 - 44mm White Window



SW900 - Swish Visa End Stops 2 Per Pack



89504 - 20mm Decadome Pins (Pack of 10)



SW800 - Swish Visa Curtain Tape (25 Metre Roll)
SW800-200 - Bulk Box of 200 Metres



SE910411 - SEITZ Window Blind End Clips
(Pair)



SE910412 - SEITZ Window Blind End Clips
Right (Pack of 50)
SE910413 - SEITZ Window Blind End Clips
Left (Pack of 50)

WORKSHOP & SPARES



ME502 - Caravan Clock -
85mm Diameter.
Complete with LRI Battery



ME505 - Round Insert Caravan Clock
- 72mm Diameter.
Complete with LRI Battery



ME508 - Oval Insert Caravan Clock -
72 x 65 mm Diameter.
Complete with LRI Battery




ME521 - Caravan Clock Round -
72mm Diameter
Chrome Bezel
Complete c/w LRI Battery



ME523 - Caravan Clock Rubber Gaitor



HA79010 - Table leg



HA79020 - Table mounting kit



HA79001 - Hinged folding table leg



86838 - Table Storage Kit Black
86838G - Table Storage Kit - Grey



86302 - Flap Support Bracket



86832B - Adjustable Turn Button
Black
86832G - Adjustable Turn Button
Grey
86832W - Adjustable Turn Button
White



HA70301 - Hinged spring bracket
250mm x 85mm
HA70302 - Hinged spring bracket
380mm x 120mm



HA79100 - Southco Pop Out
Coat Hook



86047 - 1500mm Blue Strap
Retaining Straps c/w 2 Brackets



Turn Button
86837W - White Turn Button
& Spacer + Plate
86837B - Black Turn Button
86837G - Grey Turn Button



900098 - Magazine Net

DOUBLE JOINT



86306 - Beige Corner Joint Double
(Pack of 3)
80404 - Beige Corner Joint Double
(Bulk Pack of 50)

SPORTSCRAFT SEAT SWIVELBASE



SP3370090 - Ducato/ Boxer / Relay
Passenger / Driver pivot



SP3348001 - Seat swivel plates -
VWT5/T6 Passenger



SP3348051 - VWT5 Handbrake
Adaptor for R/H Drive



86307 - Black Corner Joint
(Pack of 3)
80417 - Black Corner Joint double
(Bulk Pack of 50)



HA70215 - Magnetic Catch
Screw Fix White



HA70211 - Magnetic Catch
Screw Fix Brown



HA70201 - Twin roller catch spring



HA70401 - Concealed Unsprung
90° Degree hinge



HA70402 - Large Up hinge for
mounting with panel



HA70403 - Face frame caravan
hinge



HA70411 - Concealed Sprung
Hinge, 90 Deg., Easy Mount



HA70102 - Espagnolette Toilet Lock
Backset 25mm - Both Sided



HA70103 - Push Button Espagnolette
Cupboard Lock Backset 25mm



HA70104 - Rim Lock, Mini Push-
Lock, Backset 15m



HA70100 - Rod Guide, for Wardrobe
or Toilet Door



HA70101 - Push button Wardrobe
Door Esp lock Brown 25mm



HA70098 - Locking Bolt



HA70099 - Rod 6mm, needed
for Wardrobe or Toilet



HA70271 - Striking plate Brown
53mm X 12mm



HA70281 - Striking plate steel
10 pieces x40mm x 12mm x 12mm



HA70122 - Push Lock Rosette
Polished Nickel 19mm



HA70222 - Push button Nickel 19mm



HA70132 - Push Lock Rosette 15mm



HA70232 - Push Button Nickel 15mm

GAS STRUTS



SC110N - 110N GAS Spring
Extended length 41cm



SC150N - 150N GAS Spring
Extended length 40.5cm



SC350N - 350N GAS Spring used
on Bailey Bed Ext'd length 60cm

WORKSHOP & SPARES



2035 - Panel Repair Kit - 5kg
2036 - Panel Repair Kit - 1kg



2460 - Easy Mix Panel Repair Kit - 6.5kg



2040 - Floor Repair Kit - 1.5kg
(Floor Delamination Repair Kit)



2525 - Green Poly One Shot Adhesive (Floor Delamination Repair Kit)



H300 - Sealant Gun - All Metal (11")



Seamseal CV Non Setting Bedding Sealant
H380W - White Seamseal
H380W-24 - Box of 24 White Seamseal
H380C - Cream Seamseal



H310W - White Silfix HM 310ml
H310W-25 - Box of 25 White Silfix HM 310ml
H310C - Clear Silfix HM 310ml
H310C-25 - Box of 25 Clear Silfix HM 310ml



BG150 - White 221 Sikaflex
BG150-12 - Box of 12 White 221 Sikaflex
BG160 - Black 221 Sikaflex
BG160-12 - Box of 12 Black 221 Sikaflex
BG170 - White 522 Caravan Sikaflex
BG170-12 - Box of 12 White 522 Caravan Sikaflex



2999 - 50ml Syringe



CY100 - All Purpose Contact Adhesive (50ml)



CY110 - Bison Universal Super Glue (2g)



CY120 - Universal Epoxy (24ml)



CY160 - Double Fix Mounting Tape



CY130 - Adhesive Plastic (25ml)



CY140 - Adhesive Vinyl Plastic (25ml)



CY150 - Liquid Rubber (50ml)



White Mastic sealing strip Workshop 19 Metre Rolls
H1940319 - 19mm
H1940332 - 32mm
H1940345 - 45mm

White Mastic sealing strip Workshop 5 Metre Rolls
H540319 - 19mm
H540332 - 32mm
H540345 - 45mm



CY170 - Double Sided Car Tape

ALL PROSHOT PRODUCTS MUST BE ORDERED IN MINIMUM OF 3 BOXES FOR FREE CARRIAGE



SK010 - Foaming Tyre Shine (400ml). With Spray Nozzle. Foaming tyre dressing. Restores a lasting sheen to tyre walls. Simple one step application.



SK001 - Brake Cleaner (400ml)
SK001-12 - Box of 12 Brake Cleaner (400ml).
With Short Straw Attached to Nozzle. Removes brake dust, oil and grease. Protects against rust and corrosion. Apply without dismantling parts. Helps prevent brake squeal. Leaves no residue.



SK002 - Adhesive Spray (400ml). High strength bond. Will bond most materials. Resistant to damp and moisture. Non-chlorinated



SK003 - Electrical Cleaner (400ml). With Long Straw Attached to Can. Highly efficient general purpose cleaning solvent. Leaves no residue. Will not corrode metal components. Safe to use on most plastic or fibres. Anti Static



SK004 - Silicone Spray (400ml)
SK004 -12 - Box of 12 Silicone Spray (400ml)

Ideal for use on metal, plastic, vinyl, rubber and wood etc. Uses include mould releasing and lubrication. Lubricates slides, bearings, conveyors etc. Effective at temperatures up to 180°C.



SK007- Copper Grease (400ml).
With Short Straw Attached to Nozzle. Eliminates seizure. Lasting lubricant for metal parts. Penetrates chains, hinges and locks. Effective up to 1200°C.



SK008- White Grease (400ml)
SK008-12 - Box of 12 - White Grease (400ml)
With Short Straw attached to Nozzle. Resistant to water, heat and salt. Ideal for brake linkages, gear, hinges and door latches etc. Protects against corrosion. Contains PTFE



SK006- Leak Detector (400ml)
Suitable for LPG Gas. Detects potentially dangerous or costly gas leaks. Ideal for the location of leaks in commercial vehicle air brake systems, gas and air-line systems. Non-flammable. Non-corrosive



SK009 - WD 40 (420ml)



AQ4203 - 4 x 5 Litre Proshot G13 Wet Heating Antifreeze



AQ4204 - 4 x 5 Litre Proshot Carpet & Upholstery Cleaner



AQ4117 - 12 x 480ml Proshot Universal Lubricant



AQ4205 - 4 x 5 Litre Proshot ECO Brake Cleaner



AQ4118 - 12 x 480ml Proshot Gas Leak Detection Fluid

WORKSHOP & SPARES



Cable Ties (Other sizes can be obtained)
Packs of 100
SK9051 - Black 100mm x 2.5mm
SK9053 - Black 200mm x 4.8mm
SK9054 - Black 290mm x 4.8mm



SK9005 - Self Adhesive Aluminium Clip 6mm
(Pack of 250)



ST410 - Black Gaffa Tape (50 Metres)



Hose Clips

- 6245590 - Pack of 25 (8-16mm) M00
- 6245690 - Retail Pack of 2 (8-16mm) M00
- 6245600 - Pack of 25 (9.5-12mm) 000
- 6245700 - Retail Pack of 2 (9.5-12mm) 000
- 6245620 - Pack of 25 (13-20mm) 00
- 6245720 - Retail Pack of 2 (13-20mm) 00
- 6245640 - Pack of 25 (14-22mm) 0
- 6245740 - Retail Pack of 2 (14-22mm) 0
- 6245650 - Pack of 25 (35-50mm) 2A
- 6245695 - Retail Pack of 2 (70-90mm) 4



12 Way Polyethene Connector Strip
SK9041 - 3 Amp
SK9042 - 5 Amp
SK9043 - 15 Amp
SK9044 - 30 Amp



ST519 - Black Double Sided Tape
10 Metres x 19mm Wide. Multi Purpose:



SK9015 - Number Plate Pads (75mm x 25mm)
Pack of 50



SK9017 - 5 Metres X 20mm Velcro Hook
SK9018 - 5 Metres X 20mm Velcro Loop



Rubber 'O' Ring Kits
SK9072 - Imperial (30 sizes)
SK9073 - Metric (30 sizes)



SK9068 - 800g Roll Stockinette



SK9021 - Black
SK9022 - Red
SK9023 - Blue
SK9024 - White
SK9025 - Earth
Green/Yellow



2010 - Blue Hand Towel



SK9000 - Latex Glove (Large) (Box of 100)

PENNINE TOOLS & ESSENTIALS



T01001 - Large Yellow Tape Measure , 30 Metres



T01005 - 3Mtr x 16mm Tape Measure



T01101 - 160mm Combination Pliers



T01105 - Long Nose Pliers



T01201 - Large Phillips Screwdriver



T01205 - Small Phillips Screwdriver



T01301 - Large Flat Screwdriver



T01305 - Small Flat Screwdriver



AQ4000 - Pump Sprayer




H300 - Sealant Gun - All Metal (11")



WX7950 - Tube Cutters Heavy Duty



2999 - 50ml Syringe



PP5010 - Key Tool - Window Rubber Fitting Tool



PP5011 - Fixed Rubber Tool - Window Rubber Fitting Tool.



PP5013 - Scissors for Cutting Window Rubber

TERMS & CONDITIONS

CONDITIONS OF SALE

Products are offered for sale subject to availability and are delivered at the prices ruling at the date of despatch. The company reserves the right to modify the design and specifications of any product without prior notice.

Pennine Leisure Supplies Ltd takes great care in the development and protection of its products and trademarks and reserves all rights of ownership of its trademarks. "Fair use" of Pennine Leisure Supplies Ltd, and its associated trademarks, that is, used by a third party without express permission or license, is limited to text-only references to Pennine Leisure Supplies trademarks such as product and service names, and excludes Pennine Leisure Supplies logos, images and photographs produced the company. In such references, you must be truthful, must not disparage Pennine Leisure Supplies Ltd, and must not mislead the public. You must be clear and accurate as to the nature of the relationship between Pennine Leisure Supplies Ltd and your company, its products, and its services. You may not use Pennine Leisure Logos and trademarks in a manner, which could cause confusion as to Pennine Leisure Supplies Ltd sponsorship, affiliation or endorsement. Except as stated above, Pennine Leisure Supplies third parties without express permission may not use trademarks. Do not use Pennine Leisure Supplies trademarks or potentially confusing variations in your internet domain name, to help prevent internet users from being confused as to whether you or Pennine Leisure Supplies is the source of the website. To the extent a name or logo does not appear on our website does not constitute a waiver of any and all intellectual property rights that Pennine Leisure Supplies Ltd has established in any of its trademarks and logos. To obtain permissions, please contact us.

TITLE

It is a condition of sale that title to the goods listed on our invoices shall remain the property of Pennine Leisure Supplies Ltd until payment in full is received from the purchaser of the goods. Should the purchaser sell the goods before payment is received the purchaser agrees to hold the proceeds of the sale as trustees for Pennine Leisure.

CARRIAGE - MAINLAND

Goods will be despatched free of carriage on a next day basis (when available), provided the order exceeds £125 Net of VAT.

Orders under £125 will carry a delivery and packing charge of £7.00 per parcel.

Timed deliveries carry a surcharge for each parcel:

Before 12am – £10.00

Before 10:30am – £20.00

Before 9am – £25.00

Postal deliveries are no longer available.

We are unable to deliver to 3rd party addresses.

CARRIAGE - OFFSHORE

Any order shipped off mainland will need to meet our £500 minimum order value.

Orders that fail to meet this threshold will incur a £90 carriage charge and will be sent via our chosen pallet courier.

Timed deliveries are unavailable unless otherwise specified by a member of staff.

ORDERS

All orders can be taken via telephone, your local rep, email, fax or website. All additions to orders received will be treated as a new order unless at a time when the initial order is awaiting entry. Therefore if the addition does not meet our carriage paid value it will be liable to our carriage charge.

PRODUCT DESCRIPTIONS

Please note all sizes are approximate.

RETURNS

Goods shall be exchanged without prejudice at the discretion of our sales representative in accordance with our company policy. We cannot arrange collection from third parties for goods that are found faulty, our liability is with the invoiced party, not the end user.

The company reserves the right to charge a handling fee for goods returned due to error of the customer's part or de-stocking and must be of saleable quality. This charge will not be more than 10% of the price charged at the time of invoicing with a minimum of £7.00.

Value added tax will be added to invoices at the current rate in force on the date of invoicing.

Shortages or transit damages must be notified to ourselves within 2 working days of invoicing by either fax or email.

Non delivery of goods must be notified to us in writing within 7 days of the invoice date.

INVOICES

All invoices are due to payment within 30 days from date of invoice unless alternative terms are agreed in writing.

© **2024 Pennine Leisure Supplies Limited.**

Registered in England & Wales. no. 1943222

VAT no. GB 427 3639 40

We attempt to represent products in this publication as realistically as possible but due to various reasons such as colour and printing reproduction, some items may appear to differ from the photographs shown.




Pennine Leisure Supplies Ltd

Unit 2, Copley Business Park
Copley Valley Road
Sowerby Bridge
HX6 2WA

Tel: 01422 313455 Fax: 01422 313550

Email: info@plsgroup.co.uk

www.plsgroup.co.uk



Pennine Leisure Brands