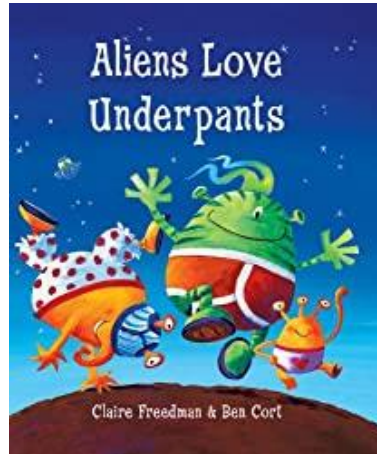


Oak Class Home Learning Week 12

Aliens Love Underpants



Click [here](#) to read along with the story.

Blue words are clickable links to help you. Some resources can also be found on the main page.

Phonics:

- Our new sound this week is 'or'. Click here to watch [Geraldine the Giraffe](#) to listen to the sound. Look at your sound mat. Can you find the 'or' sound? Can you think of any words that have this sound?

Can you find any objects in your house that have the 'or' sound and place them in your sound box?



Can you build some 'or' words? After challenge yourself by trying to write the word.

f-or-k, s-t-or-k, h-or-n, b-or-n, c-or-n, t-or-ch, n-or-th, sh-or-t

- Letters and Sounds are providing daily phonics lesson. Click on the link to take you to the website:

<https://www.wandleenglishhub.org.uk/lettersandsounds>

If you miss a lesson do not worry each video will be available to watch again.

11 am*

Learning to blend
Phase 2 recap

For children in Reception and Year 1 who need extra practice sounding and reading words such as 'tap' 'cap' 'mat' 'pat'

10 am*


Reception Summer term
Phases 3 & 4

For Reception children who can blend and read words such as 'fish' 'chat' and 'rain'

- Can you read the alien words in the main blog post? Can you use your phonics to make your own alien words?



liss



pim



cag



meck

- Log on to [Phonics Play](#) for some phonics games.
Username: march20
Password: home

Reading:

Read the story 'Alien's Love Underpants'. Where is the story set? Who are the character's? What happens in the beginning, middle and end? What was your favourite part? Did you dislike any part of the story?

twinkl www.twinkl.co.uk

Name _____ Date _____

What is the setting?

Who is the main character?

What happens first?

What happens next?

What happens last?

- Can you find any rhyming words in the story?
- Remember to read every day. Choose a story from your house or the oxford owl website to read.

<https://www.oxfordowl.co.uk/>

P4C:

Thoughtful Conversations for Families. Watch the clip Swans - on the Little Ouse river in Suffolk, narrated by Henry age 7 $\frac{3}{4}$ and Jess age 11. Complete the talking points and fun activity.

<https://vimeo.com/423968545>

P4C discussion suggestions

For age 3 – 5 years



Swans - partners for life

<https://vimeo.com/423968545>

Swans - on the Little Ouse river in Suffolk, narrated by Henry age 7 $\frac{3}{4}$ and Jess age 11.

Talking Points

- Were the swans caring for each other?
- How do you think the different swans were feeling?
- What makes you feel sad?
- What makes you feel better?

Fun Activity

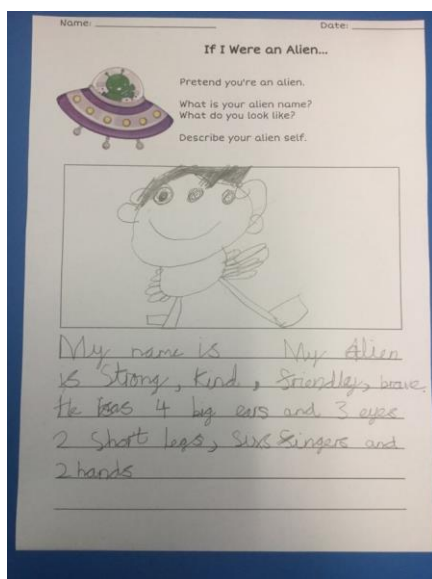

- ZOOM in on ways people or animals care for each other.
- Find some pictures or do a drawing to show this.

Mark Making/Writing:

- Design your own Alien. Draw a picture of it and think about what shape and colours it might be; how many eyes, legs, arms does it have?. What would you call it? Use your phonics sounds to write the name of the Alien. Ask a grownup to help you write some sentences using adjectives to describe your Alien e.g. It has six big green eyes.


Remember





Maths:

- Complete your daily White Rose Maths lesson everyday.
<https://whiterosemaths.com/homelearning/early-years/> This weeks activities are based on the story 'The Snail and the Whale'.
Click on the link to listen to the story.
<https://www.bbc.co.uk/iplayer/episode/m000cslw/the-snail-and-the-whale>



[Day 1](#)

[Day 2](#)

[Day 3](#)

[Day 4](#)

[Day 5](#)

- Click [here](#) to complete 10 minutes of NUMBOT stories and challenges. NUMBOTS app is free to download to use on tablets and mobiles.



- Watch a [Numberblocks](#) clip at. Use this guide to give you ideas on what to do whilst watching an episode.
<https://www.bbc.co.uk/cbeebies/joinin/numberblocks-help-your-child-with-maths?collection=have-fun-at-home>
- Play Five Little Men in a Flying Saucer Song and Video and join in with the words, actions and counting. Practice 1 less than a given number.

https://www.youtube.com/watch?v=2E3p_51tJx0

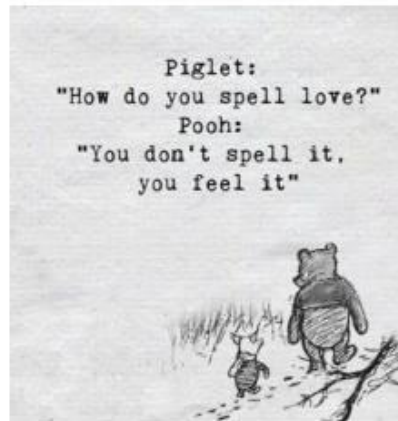
<https://www.youtube.com/watch?v=u7OAD9IOKRA>

- Can you help hang out the washing on the line. See how many items of clothing you can count hanging on the line. Are there any pairs or sets?
- Create an Alien using 2D Shapes. Can you name the shapes that you used?



Religious Education:

This week's theme is Love. See the [main blog post](#) for this week's activities.



PSED:

Plan a tea party on the moon for the aliens. You could draw pictures of the food you want at the party. Think about what kind of food an alien might like - star biscuits, rocket jelly or moon cheese balls, the possibilities are endless!



Physical Development:

Click [here](#) for Cosmic Yoga Space Adventure. It is quite long so try to do some each day.




- Complete the [Joe Wicks](#) daily workout.
- Play some of these [fun games](#) with your family.
- Participate in some [Cosmic Yoga](#)
- Follow a [dance routine](#).
- Movement activities [Go noodle](#)

Understanding the World:


Listen to this beautiful story/song to share which celebrates different ways of life, it is a great story for thought and discussion.

https://www.youtube.com/watch?v=LjIwUnVXQ4U&feature=emb_logo



Expressive Arts and Design:

- Can you learn the 'I'm a little Alien' Song in the main blog post? There is a backing track to sing along to.



- Use your footprints and handprints to make some Aliens.



