



















Willow Class: Home Learning – Week 14

| | |
|--|--|
| <p style="text-align: center;">Maths</p>  | <ul style="list-style-type: none"> This week complete these 4 lessons all about length and mass! <u>The links to the worksheets are on our class blog.</u> Click on the lesson number below to find a videos to support you whilst completing the activities Lesson 1 – measure length (cm) Lesson 2 – compare lengths Lesson 3 – four operations with lengths Lesson 4 – compare mass Remember to keep playing games on: https://trockstars.com/ https://www.topmarks.co.uk/maths-games/hit-the-button https://www.sumdog.com/user/sign_in |
| <p style="text-align: center;">English</p>  | <p>Writing Listen to Tom McLaughlin reading his story The Story Machine</p> <ul style="list-style-type: none"> Write your own story called The Story Machine, think about what the machine will look like. Look at one of the picture Elliott makes and write a story to go with it.  <p>Spelling Elliott in the story finds spelling tricking, practise spelling patterns that you find tricky on Spelling Frame https://spellingframe.co.uk/</p> <p>Grammar and Punctuation Practise spelling the days of the week and writing them using joins. Then practise using them in a sentence with conjunctions Complete the BBC Bitesize lesson on days of the week</p> |
| <p style="text-align: center;">Reading</p>  | <ul style="list-style-type: none"> After listening to 'The Story Machine' draw some pictures of Elliott from the story and draw speech and thought bubbles to go with them. Read a book and listen to a story every day. Remember you can login to Oxford Owl by clicking 'Class login' and the books also have activities at the end! Username: willowstannes Password: willow |
| <p style="text-align: center;">Topic (geography)</p>  | <ul style="list-style-type: none"> Choose a country and create a poster showing, traditional food eaten there, any traditional clothing, the flag, languages spoken, the money used and the capital city. Make a poster or a PowerPoint presentation with all your facts! Challenge: make a quiz about the country for me or your parents! You can email it to me at admin@st-annes.wandsworth.sch.uk |
| <p style="text-align: center;">P4C</p>  | <p>This week the theme for P4C is community. Use different paper and envelopes around your house to make your own town. You can make people to put inside the envelope houses!</p> <p>Discussion Points Which house would you like to live in? What would it be like if all houses looked the same? What would it be like if all people were the same?</p>  |

Willow Class: Home Learning – Week 14

| | |
|--|---|
| <p>RE</p>  | <ul style="list-style-type: none"> This week we are thinking about patience Find the link to this week's RE learning on our blog page.  |
| <p>PSHE</p> | <p>It is important to take time to relax every day. At the moment, we might feel a bit anxious or worried so try this activity to help you to feel calm.</p> <div style="border: 1px solid #00a68a; border-radius: 15px; padding: 10px; margin: 10px auto; width: 60%;"> <p>Lie with your back on the floor and place a soft toy on your tummy.</p> <p>Breathe in and out slowly and deeply and try to concentrate on the way your toy rises and falls with your breathing.</p>  </div> |
| <p>Computing</p>  | <ul style="list-style-type: none"> Login to Espresso coding and complete one of the projects! www.discoveryeducation.co.uk username: student21749 password: impact |
| <p>PE</p>  | <p>Here are some ideas to keep you active:</p> <ul style="list-style-type: none"> Joe Wicks PE lesson, Cosmic yoga, Go noodle, Just dance |
| <p>Science</p>  | <p>Design a superhero for hygiene! What will the superhero help you to do? Think about hand washing, using tissues, covering your mouth when you cough etc</p>  |
| <p>Design and Technology</p>  | <p>Design and make your own healthy smoothie or sandwich! Write out the ingredients you uses and take a photo when you have finished. After you have tried it, think about if there is anything you would change if you made it again.</p>  |
| <p>Art</p>  | <ul style="list-style-type: none"> Draw a picture of a scene in the style of Van Gogh's <i>Starry Night</i>. Use swirls to draw the sky and ground. You could do a beach scene, forest, city etc  |