


## Oak Class Home Learning Week 14

# Whatever Next! By Jill Murphy



Click [here](#) to listen to the story.

**Blue** words are clickable links to help you. Some resources can also be found on the main page.

### Reading:

- Read or listen to the story *Whatever Next!* Discuss the events from the story. What happened at the beginning, middle and end?
- Retell the story of *Whatever Next!* with your family. Choose who will take on the roles of Baby Bear, Mrs Bear and Owl. What props could you use?
- Play a *Whatever Next* rhyming game. Challenge yourself to identify words that rhyme with: moon, rocket and bear.
- Take on the role of Baby Bear. Get your adult to use the Hot Seat Question card in the main blog post to find out about your adventure to the moon.
- Remember to read every day. Choose a story from your house or the oxford owl website to read.

<https://www.oxfordowl.co.uk/>

## Phonics:

- Our new sound this week is 'ai'. Click here to watch [Geraldine the Giraffe](#) to listen to the sound. Look at your sound mat. Can you find the 'ai' sound? Can you think of any words that have this sound?

Can you find any objects in your house that have the 'ai' sound and place them in your sound box?



Can you build some 'ai' words? After challenge yourself by trying to write the word.

r-ai-n, p-ai-n, p-ai-n-t, t-r-ai-n, n-ai-l, s-n-ai-l, ch-ai-n, d-r-ai-n, b-r-ai-n

- Letters and Sounds are providing daily phonics lesson. Click on the link to take you to the website:

<https://www.wandleenglishhub.org.uk/lettersandsounds>

If you miss a lesson do not worry each video will be available to watch again.

11 am*	<a href="#">Learning to blend</a> <a href="#">Phase 2 recap</a>	For children in Reception and Year 1 who need extra practice sounding and reading words such as 'tap' 'cap' 'mat' 'pat'
--------	--	---

10 am*	<a href="#">Reception Summer term</a> <a href="#">Phases 3 &amp; 4</a>	For Reception children who can blend and read words such as 'fish' 'chat' and 'rain'
--------	---	--

- Log on to [Phonics Play](#) for some phonics games.  
Username: march20  
Password: home

**P4C:**

Thoughtful Conversations for Families. This week's focus is Community.

## Hometaalk discussion suggestions 1

For age 3 – 5 years



<https://www.pinterest.co.uk/pin/1337074874059779/>

**Envelope towns** - find different sized and shaped envelopes, open the flap and design houses, shops and all kind of buildings. Then make people and put them in their envelope houses!



<https://www.pinterest.co.uk/pin/1337074874059779/>

### Talking Points

- Which of your houses would you like to live in?
- Is it a good idea to make all the houses different?
- What would it be like if everyone's house were the same?
- What would it be like if all the people were the same?

### Fun Activity

- Make a whole street, or even town, out of your envelopes.
- Think of all the different people you know. Draw and colour them then put them in their houses.
- How about putting famous people in there too? Or ones you've learnt about at school?



- Packing for the moon: Have a think about what Baby Bear took with him to the moon. Why did he take some food? What could happen if he didn't bring his helmet or wear his boots? We need different items for different reasons. We are now going on a mission to the moon! Have a think about what you would bring in you space backpack? Draw some pictures of what you would take with you and write labels to go with them. Use the template in the main blog post or draw your own.



### **Maths:**

- Complete your daily White Rose Maths lesson everyday <https://whiterosemaths.com/homelearning/early-years/>. This week's activities are based on the story 'Zog'.

Listen to the story here:

<https://www.bbc.co.uk/iplayer/episode/b0bwdw8y/zog>

- Click [here](#) to complete 10 minutes of NUMBOT stories and challenges. NUMBOTS app is free to download to use on tablets and mobiles.




- Watch a [Numberblocks](#) clip. Use this guide to give you ideas on what to do whilst watching an episode. <https://www.bbc.co.uk/cbeebies/joinin/numberblocks-help-your-child-with-maths?collection=have-fun-at-home>
- Positional language-Look at Where's the teddy prepositions PowerPoint. Work through it talking about where the teddy is. Using your own teddy



put it in different places around the house. Put him in front of/behind/on/under/next to things in the house. Can you tell your grown up where the teddy is? Can you draw a picture of somewhere you put the teddy in the house? Can you write a caption to tell me where it is?



- Look at the more and less activity cards. Which has more/less? Give How do you know?



### Religious Education:

This week's theme is Patience. See the [main blog post](#) for this week's activities.

The story of Noah (Genesis 8 verses 6-13)

"Noah waited seven more days and again sent out the dove from the ark." Genesis 8:10



### PSED:

- Make yourself some 'Bear on Toast'. Have a look at the recipe and check if you have all the ingredients. Follow the instructions in the main post.



### Physical Development:

Keep active with this Touch the Stars Fitness Song.

<https://www.youtube.com/watch?v=UIaUoKRE4vc>



Count and get fit at the same time.

<https://www.youtube.com/watch?v=OTgLtF3PMOc>

<https://www.youtube.com/watch?v=cVwjmC-gpBU>

- Complete the [Joe Wicks](#) daily workout.
- Play some of these [fun games](#) with your family.
- Follow a [dance routine](#).
- Movement activities [Go noodle](#)

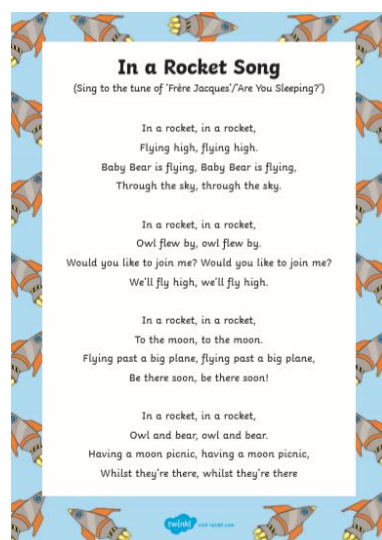
## Understanding the World:

- Visiting the moon-Imagine what it would be like to visit the moon. Would it be hot or cold? Would it be dark or light? Would it be bumpy or dusty? Using the sheet in the main blog or your own sheet draw a picture of you and baby bear on the moon. Draw a picture of something you might see when you are on the moon.
- Sing the planet song and find out all the names of the planets.  
<https://www.youtube.com/watch?v=F2prtmPEjOc>



## Expressive Arts and Design:

- Have a go at learning the song 'In a rocket'. Once you have learned it preform it with your teddy bear to a grown up. See the main blog for backing track and lyrics.





- Look at space pictures and talk about what can be seen. Discuss colours, stars, planets and rockets. Create a Space themed printing picture. Use the instructions in the main blog post.

