

As recommended by gov.uk

# Home Learning Pack

## EYFS

Week 7

08/06/2020






Classroom  
secrets★



Take a picture while you work through this booklet and tweet us @ClassroomSecLtd using the hashtags #CSKids and #HomeLearningHero to be in with a chance of winning a month's subscription to [classroomsecrets.co.uk](https://www.classroomsecrets.co.uk).

# Maths – Numbers – Counting to 20

Count how many animals there are. Write the numeral in the box.



# Maths – Numbers – Sharing


Cut out the birthday treats. Count out the amount you need and share them between your two friends.  
Write in the box how many treats they each got.



8 treats shared between 2 friends is  each.

6 treats shared between 2 friends is  each.




10 treats shared between 2 friends is  each.



# Maths – Shape, Space and Measures – Simple Repeating Patterns

Look at these repeating patterns.





Draw the correct shape in each box to continue the patterns.



# Maths – Shape, Space and Measures – Complex Repeating Patterns


Look at these repeating patterns.

Draw the correct shape in each box to continue the patterns.



# Phonics – Match the Picture to the Phase 3 Sound

Say what you can see and draw a line to the phase 3 sound in the word.



qu

x

z

zz

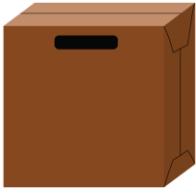
# Phonics – Segmenting a Word

Segment the sounds and then write the word on the line.


Think about where your letters should go!



---



---



---



---

# Literacy – Reading Captions

Read these captions by blending the sounds in the words.

Draw a line to the matching picture.

hang up the red top

the shed is full

ring the bell





# Literacy – Writing Captions

Can you think of a caption to write for this picture?  
See if you can make your writing sit on the line!



---

---



Talk about 3 ways you could travel to the moon.

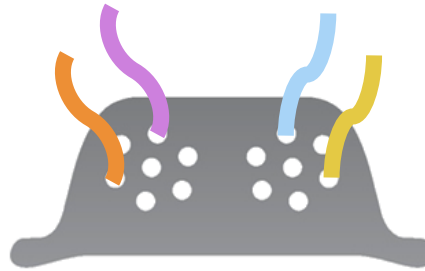


Classroom secrets EYFS

Ask your child to describe three ways they could travel to the moon. No answer is wrong, just enjoy talking about and exploring different options together!



How many can you thread?



Classroom secrets EYFS

Set up a colander with pipe cleaners, rolled up paper/card, string or something similar. Challenge your child to see how many they can thread through the holes and keep in place.



Set up your own teddy bears' party.



Classroom secrets EYFS

Can your child set up for a teddy bears' party? Provide them with materials they can use to make party hats, invitations and wrap some pretend presents. You could even make party food together.

123

Count to 20 in different ways.




Classroom secrets EYFS

Ask your child to count to 20 in different ways. They could count in a whisper voice or loud voice. They could count while clapping or jumping. You could even encourage them to count backwards.



Label 3 of your toys.



Classroom secrets EYFS

Provide either sticky notes or cut up pieces of paper. Ask your child to write a label for each toy by writing what sounds they can hear. You could choose the toys if you want the focus to be on certain sounds.

123

Can you share equally into two groups?



Classroom secrets EYFS

Find further guidance linked to this activity on the next page. Or see this activity in action here <https://www.youtube.com/user/ClassroomSecretsLtd>

## Activity Outcomes

- Your child will learn how to share objects equally between two.

## Setting up

### What you will need

- A picture of two ice creams (or two bowls can be used to count into)
- Pom poms or other small items that can be counted.
- Playing cards with only even numbers selected

## Activity Guide

### Activity – Share the Objects

- The child chooses a playing card and identifies how many there are.
- They count out that many pom poms.
- They share the pom poms one at a time onto the ice cream scoop until there are none left.
- The child then counts how many are on each ice cream.
- Encourage the child to repeat the sentence: ' \_\_ pom poms shared between 2 ice creams is \_\_ pom poms on each ice cream'.

### Questions you could ask your child during the activity

- How many pom poms are on each ice cream?
- How many are there altogether?

## Further Support and Ideas

- Children could share between a greater number.
- Children could share odd numbers to see what happens.
- For EYFS interactive games, visit [kids.classroomsecrets.co.uk](https://kids.classroomsecrets.co.uk)