

CSW Group Ltd Statistical Reports

2018 Activity Survey Results - Court Fields School

Report Date: 05/02/2019

2018 Year 11 Activity Survey Results Table

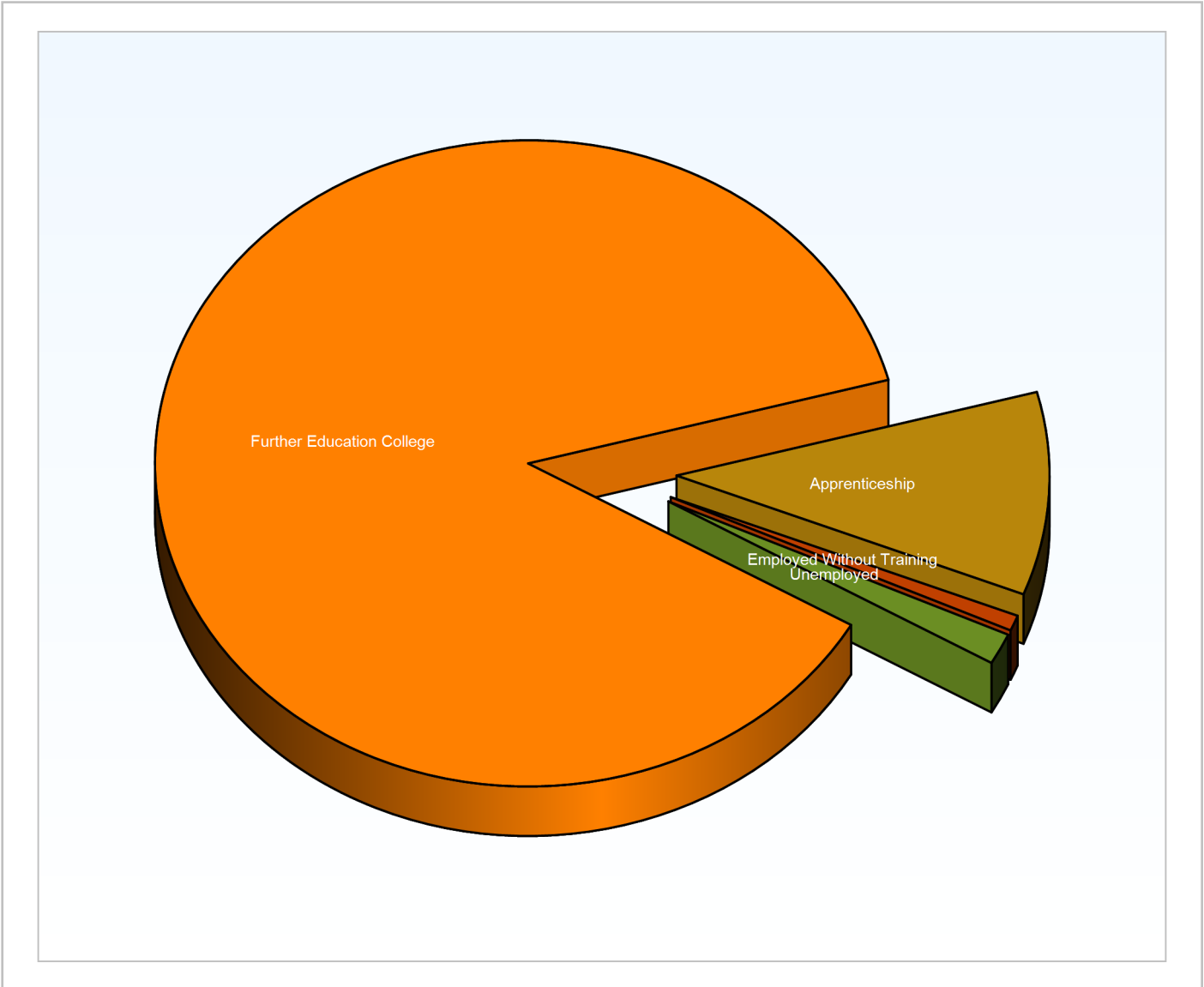
Activity	Count	%
Further Education College	112	87.5 %
Apprenticeship	13	10.2 %
Employed Without Training	1	0.8 %
Unemployed	2	1.6 %
<b>Total</b>	<b>128</b>	<b>100.0 %</b>
<b>NEET %</b>		<b>1.6 %</b>
<b>Not Known %</b>		<b>0.0 %</b>
<b>Participating %</b>		<b>95.3 %</b>

## CSW Group Ltd Statistical Reports

### 2018 Activity Survey Results - Court Fields School

Report Date: 05/02/2019

Chart of 2018 Year 11 Activity Survey Results



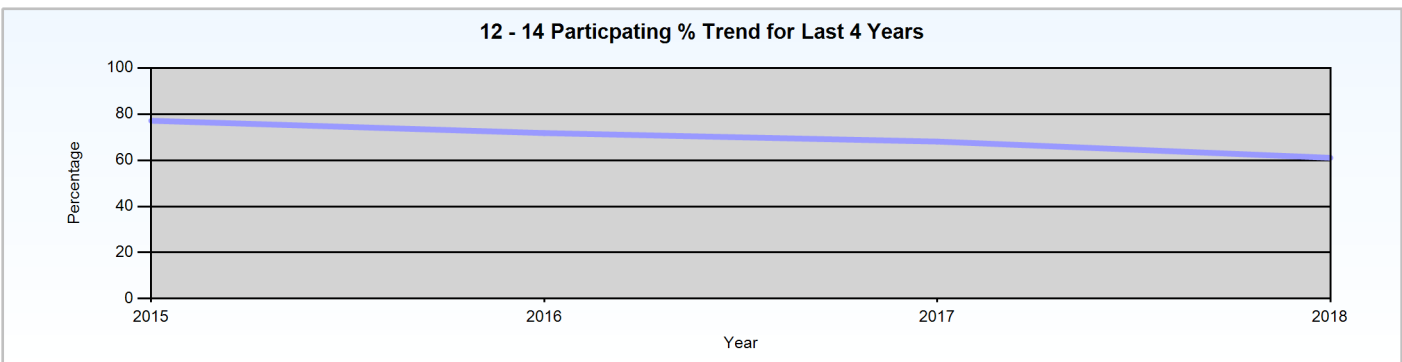
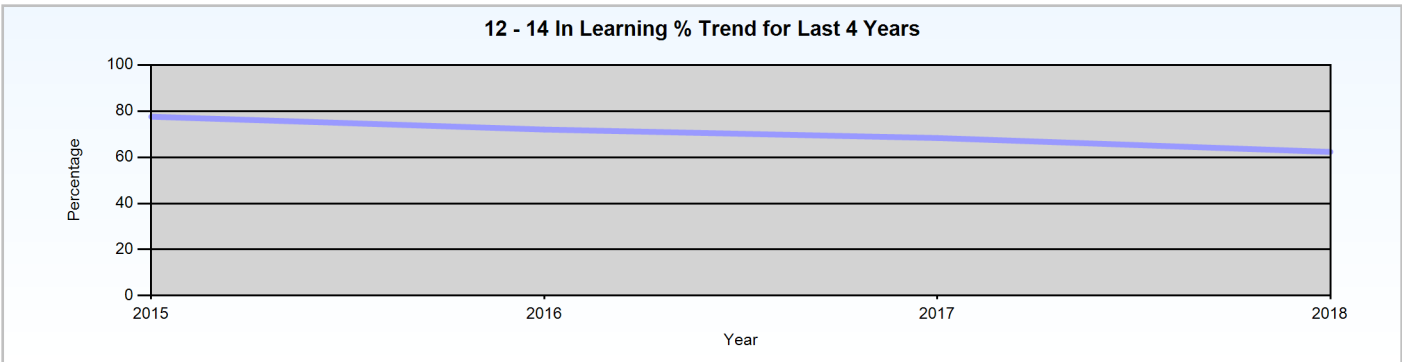
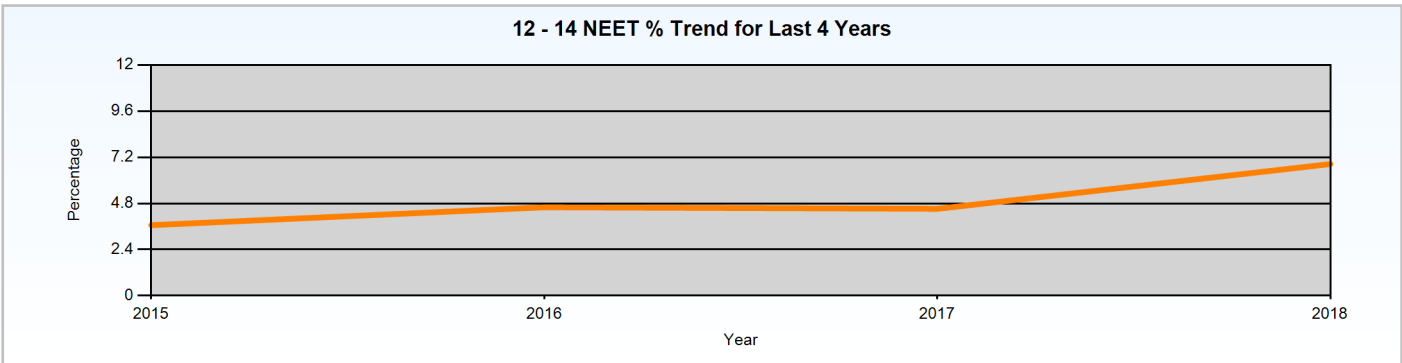
CSW Group Ltd Statistical Reports

2018 Activity Survey Results - Court Fields School

Report Date: 05/02/2019

Activity Summary of young people in years 12-14 (as at 30th November) who attended statutory education at Court Fields School for the last 4 years

Year	Cohort	NEET	In Learning	Participating	Not Known	NEET %	In Learning %	Participating %
November 2018	390	18	243	238	127	4.6 %	62.3 %	61.0 %
November 2017	426	14	291	290	116	3.3 %	68.3 %	68.1 %
November 2016	439	16	316	315	91	3.6 %	72.0 %	71.8 %
November 2015	445	15	345	343	36	3.4 %	77.5 %	77.1 %



## CSW Group Ltd Statistical Reports

### 2018 Activity Survey Results - Court Fields School

Report Date: 05/02/2019

---

#### Notes

The 12-14 analysis encompasses the statutory education cohorts who left year 11 from Court Fields School in the previous 4 academic years

The report excludes any 2018 Year 11 pupils who were notified to CSW as moved away prior to 1st June 2018

Where a young person is recorded as "Staying At School" they have entered a school 6th form (not necessarily the 6th form of their statutory school) or, in a small number of cases, repeating Year 11