



CSW Group Ltd Statistical Reports

2019 Activity Survey Results - Court Fields School

Report Date: 10/02/2020

2019 Year 11 Activity Survey Results Table

Activity	Count	%
Further Education College	126	88.1%
Apprenticeship	11	7.7%
Employed Without Training	1	0.7%
Unemployed	2	1.4%
Not Available	2	1.4%
Not Known	1	0.7%
Total	143	100.0%

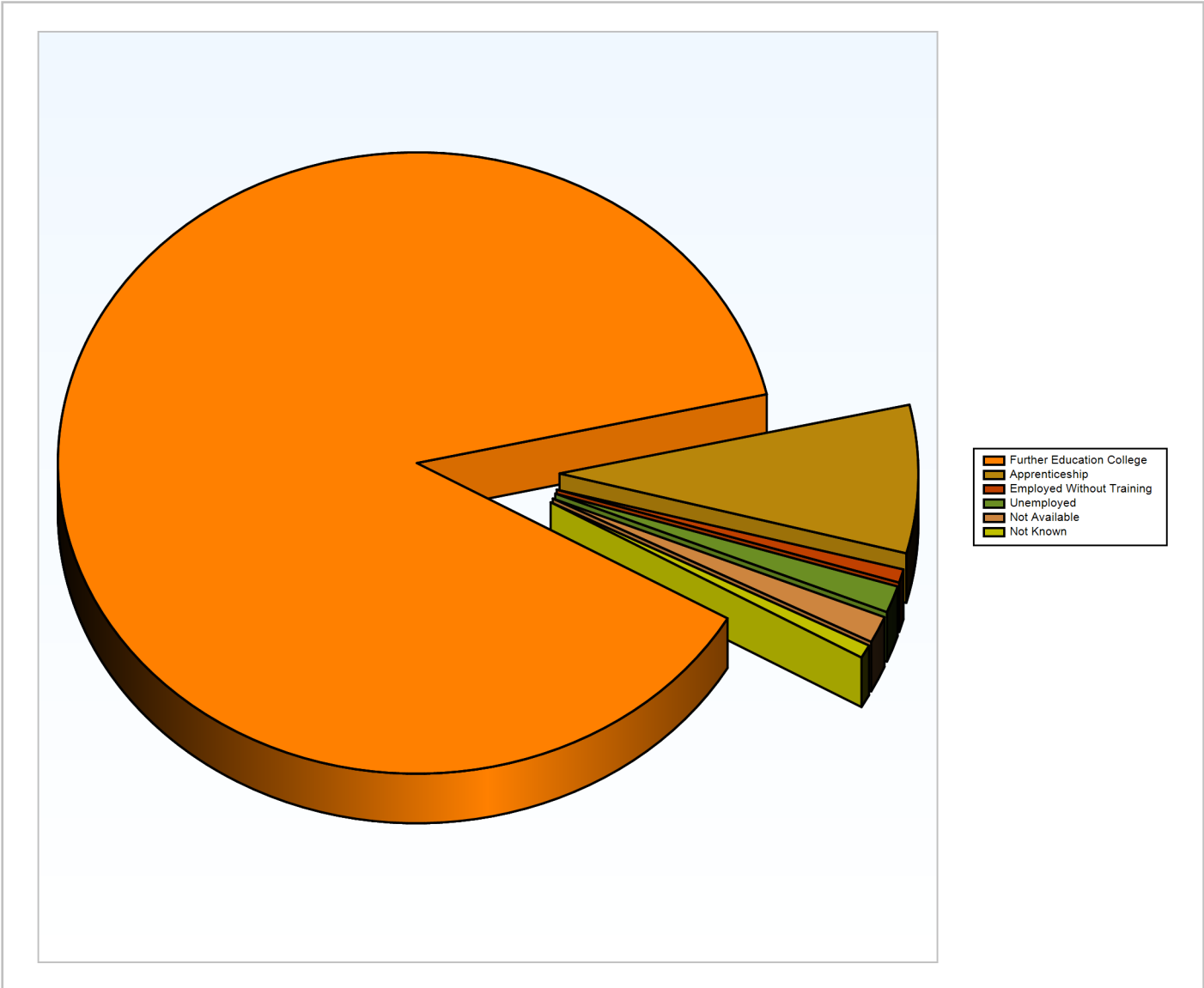
NEET %	2.8%
Not Known %	0.7%
Participating %	95.1%

CSW Group Ltd Statistical Reports

2019 Activity Survey Results - Court Fields School

Report Date: 10/02/2020

Chart of 2019 Year 11 Activity Survey Results



CSW Group Ltd Statistical Reports

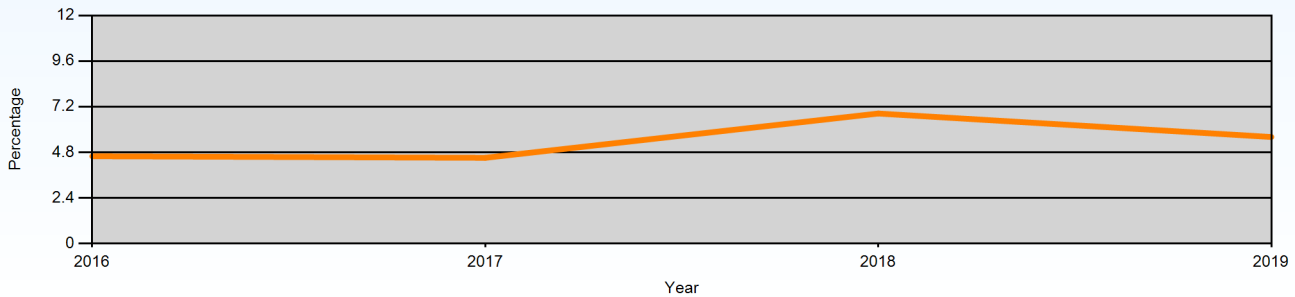
2019 Activity Survey Results - Court Fields School

Report Date: 10/02/2020

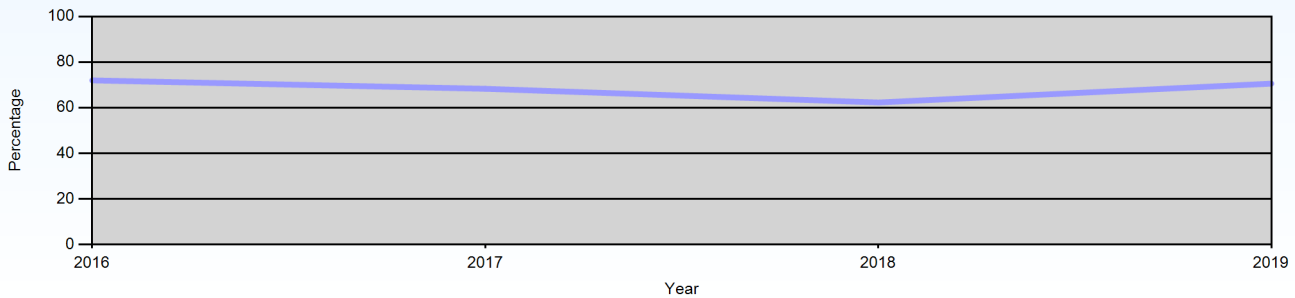
Activity Summary of young people in years 12-14 (as at 30th November) who attended statutory education at Court Fields School for the last 4 years

Year	Cohort	NEET	In Learning	Participating	Not Known	NEET %	In Learning %	Participating %
November 2019	394	17	278	276	91	4.3%	70.6%	70.1%
November 2018	390	18	243	238	127	4.6%	62.3%	61.0%
November 2017	426	14	291	290	116	3.3%	68.3%	68.1%
November 2016	439	16	316	315	91	3.6%	72.0%	71.8%

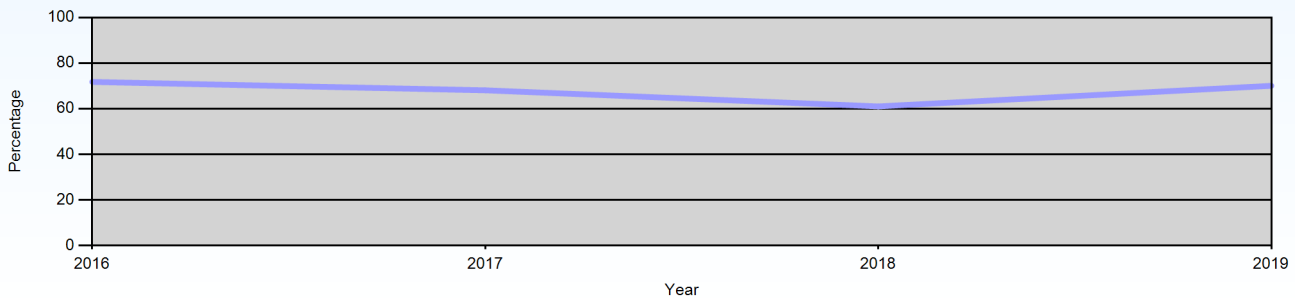
12 - 14 NEET % Trend for Last 4 Years



12 - 14 In Learning % Trend for Last 4 Years



12 - 14 Participating % Trend for Last 4 Years





CSW Group Ltd Statistical Reports

2019 Activity Survey Results - Court Fields School

Report Date: 10/02/2020

Notes

The 12-14 analysis encompasses the statutory education cohorts who left year 11 from Court Fields School in the previous 4 academic years

The report excludes any 2019 Year 11 pupils who were notified to CSW as moved away prior to 1st June 2019

Where a young person is recorded as "Staying At School" they have entered a school 6th form (not necessarily the 6th form of their statutory school) or, in a small number of cases, repeating Year 11