



Dear Parents/Careers,

In the event of a whole school or bubble closure children we aim to use Google Classroom to support teaching for those pupils with devices at home. This will be part of our remote learning, packs of work and workbooks will also be sent home. Through Google Classroom children will be set work and receive messages/comments directly from their class teacher. Please be aware that interactions will be monitored by the school and it would be beneficial to talk to your child about e-safety as well as monitoring their use.

You will be able to upload pictures of your child's work and send it to the class teacher. Notes can also be added to your work. As preparation for this children are practising logging on and using Google Classroom and we welcome you to do this at home.

If you have any questions or need to speak to your child's class teacher please contact the office by telephone as they will be able to organise the relevant person to respond to your query.

Your child's login information is provided alongside this letter. Please do not edit passwords or information without informing the school.

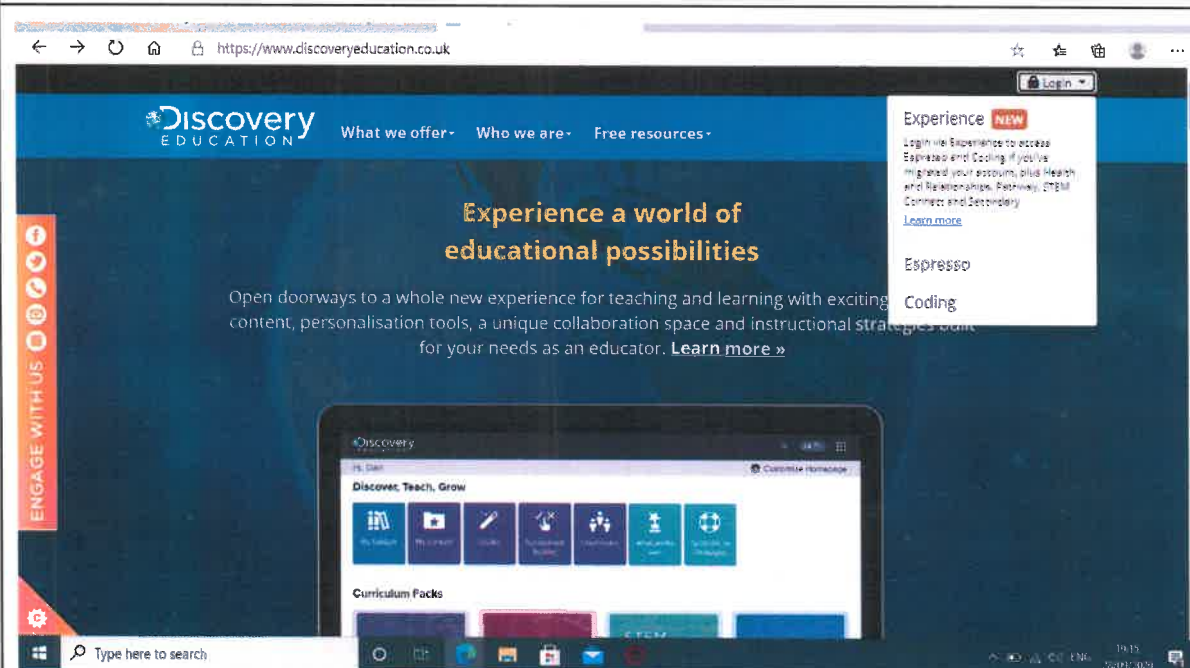
Please find attached some support sheets which have been created to support you in helping your child to access remote learning including other website which can be used to support learning at home.

Mr Best
Computing Lead

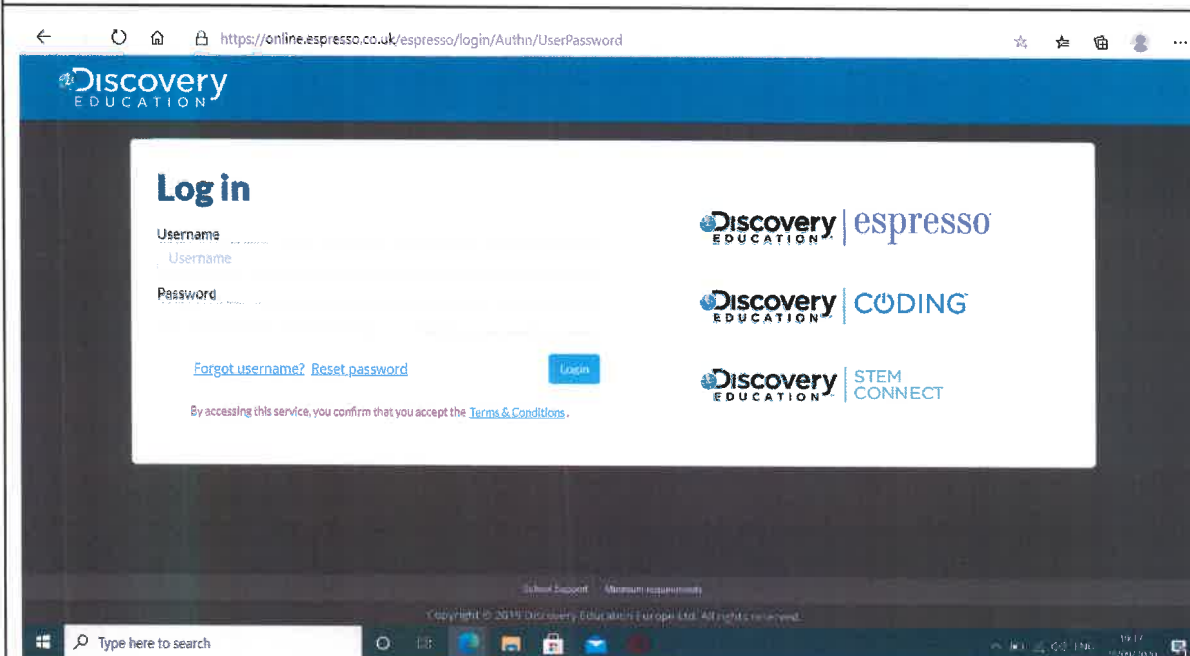
Espresso

Can be accessed throughout the school year to support many academic areas.


Type <https://www.discoveryeducation.co.uk/> into the address bar.



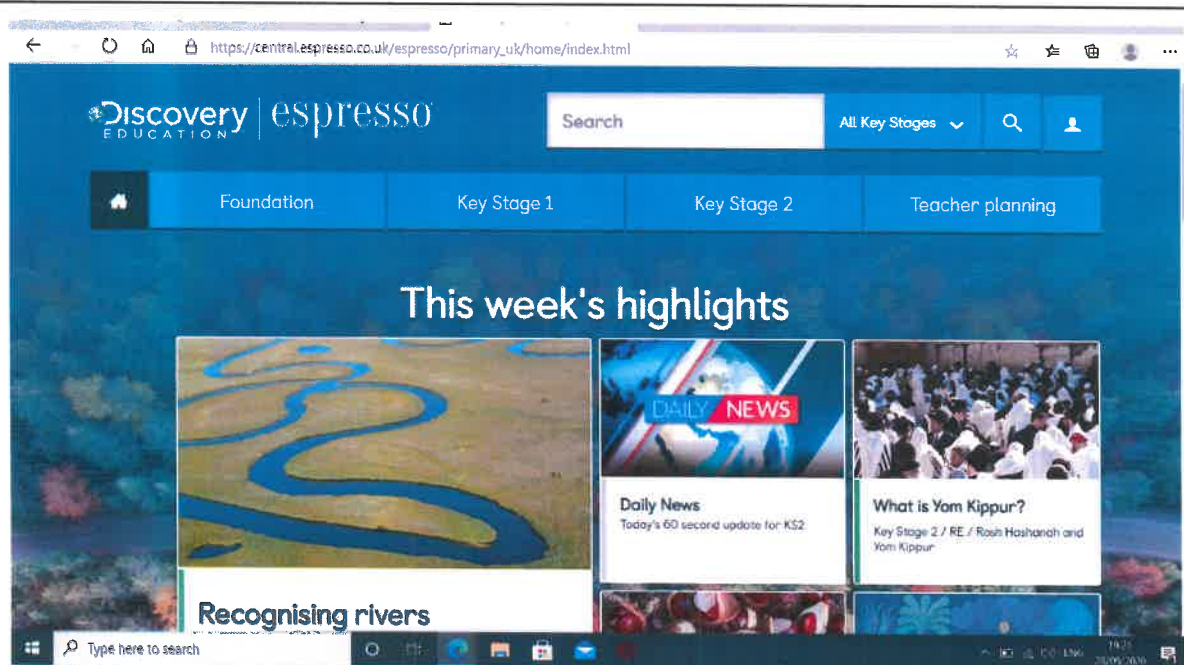
Click the grey login button (top right) and click the espresso link.



Enter the username: student25036
password: biddick



Click espresso from the my services list



This is the homepage where you can access activities and videos linked to your child's age.
Nursery & Reception- use the 'foundation'
Year 1 & Year 2- use the 'Key Stage 1'

Purple Mash

Can be accessed throughout the school year to support many academic areas.

Type <http://www.purplemash.co.uk/sch/biddick> into the address bar.

The screenshot shows the login page for Biddick Primary School on Purple Mash. At the top, there is a placeholder for the school logo: "Your school logo goes here". Below this, the school name "Biddick Primary School" is displayed. To the right, there are input fields for "Username" and "Password", followed by a purple "Log in" button. Below the login button are three smaller buttons: "Forgot password?", "Having trouble?", and "Register Parent". A link "[Not my school, choose another?](#)" is located below the login section. At the bottom of the page, the "simple" logo is visible. A red banner at the bottom of the page contains the text: "We use cookies on this site to enhance your user experience" with links for "Find out more" and "I accept". The browser's address bar shows the URL "https://www.purplemash.com/sch/biddick".

Enter your child's unique username and password (see login card).

The screenshot shows the Purple Mash homepage. At the top, there is a navigation bar with the Purple Mash logo, a home icon, a checkmark icon, a folder icon, a gear icon, and a bell icon. Below the navigation bar, there are tabs for "Home", "Tools", "Work", "Sharing", and "Alerts". A search bar is located on the right side of the navigation bar. The main content area features a grid of activity tiles. The first row includes "Tools" (with a purple folder icon), "Games" (with a green cube icon), "Mini Mash" (with a "mini mash" logo), and "Serial Mash" (with a book icon). The second row includes "English" (with an "abc" icon), "Mathematics" (with a "123" icon), "Science" (with a flask icon), "Computing" (with a laptop icon), "Art" (with a paint palette icon), and "Topics" (with a collage icon). At the bottom, there is a Windows taskbar with a search bar and several application icons.

This is the homepage where you can access activities linked to your child's age.

Google Classroom

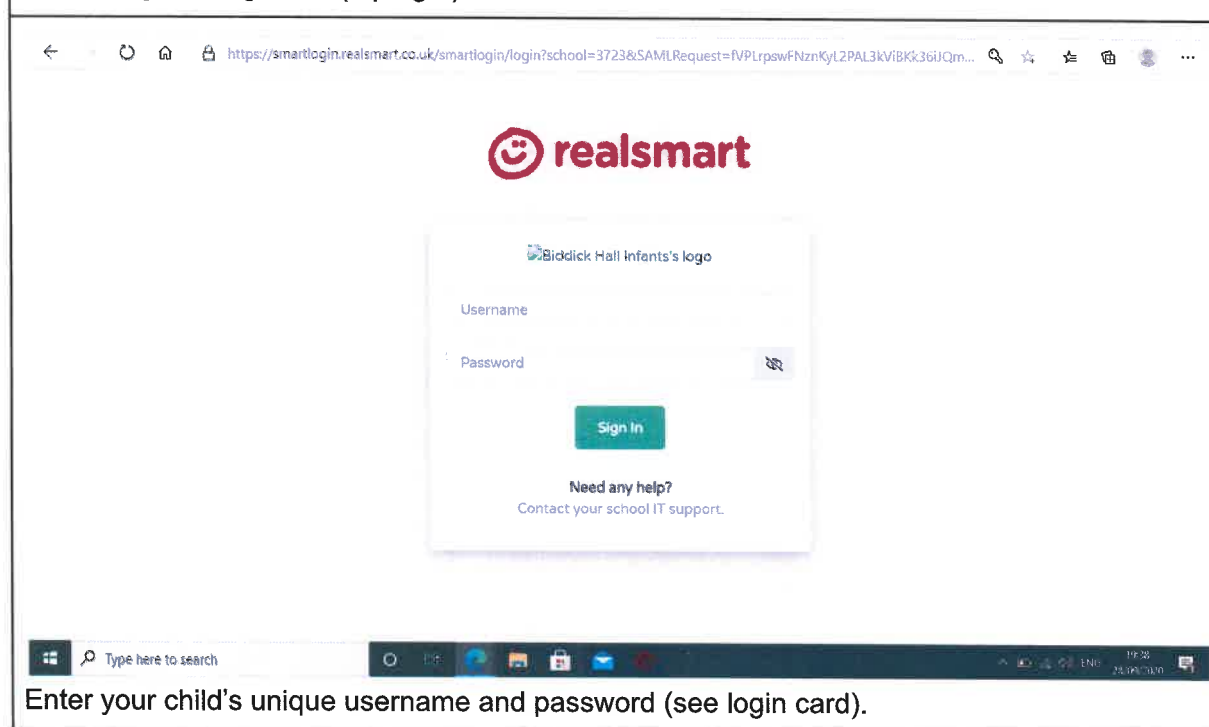
To be used in the event of a whole school or bubble closure.

Go to the school website: <http://www.biddickhallinfants.co.uk/>



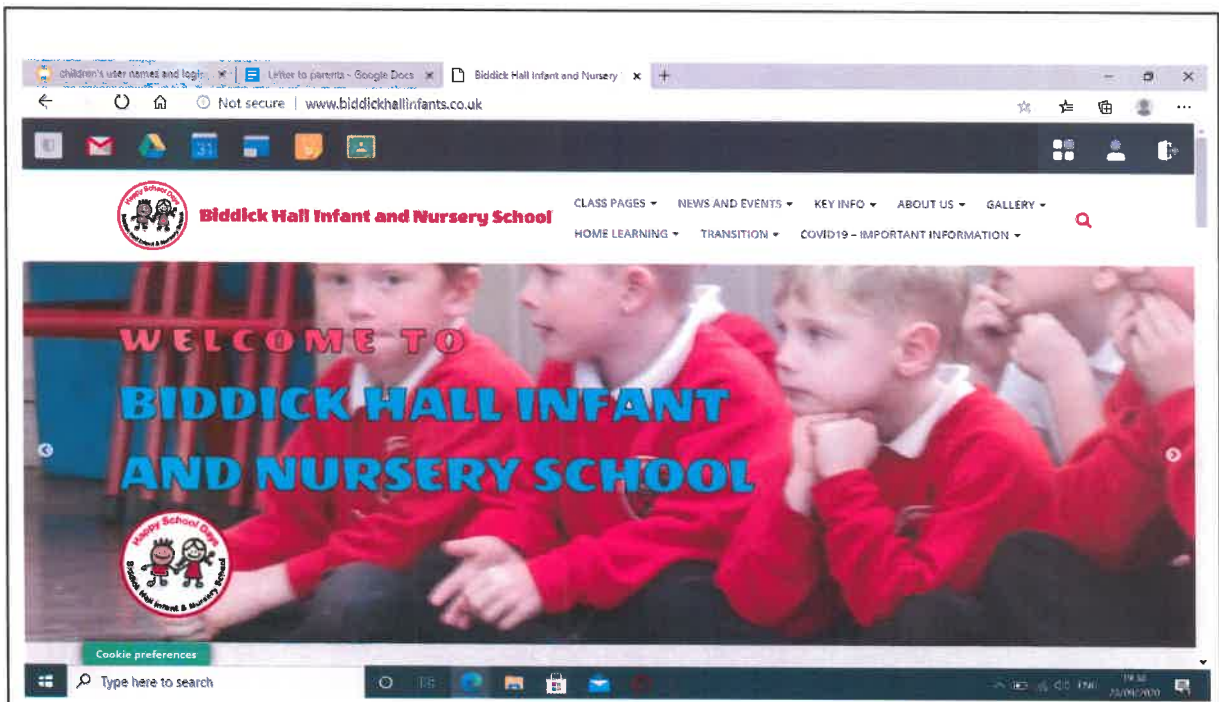
The screenshot shows the homepage of the Biddick Hall Infant and Nursery School website. The browser address bar shows the URL www.biddickhallinfants.co.uk. The page features a navigation menu with links for CLASS PAGES, NEWS AND EVENTS, KEY INFO, ABOUT US, GALLERY, HOME LEARNING, TRANSITION, and COVID19 - IMPORTANT INFORMATION. A prominent banner image shows children in red school uniforms with the text "WELCOME TO BIDDICK HALL INFANT AND NURSERY SCHOOL". A green "Login" button is visible in the top right corner. A "Cookie preferences" button is located at the bottom left of the banner area.

Click the green login link (top right).

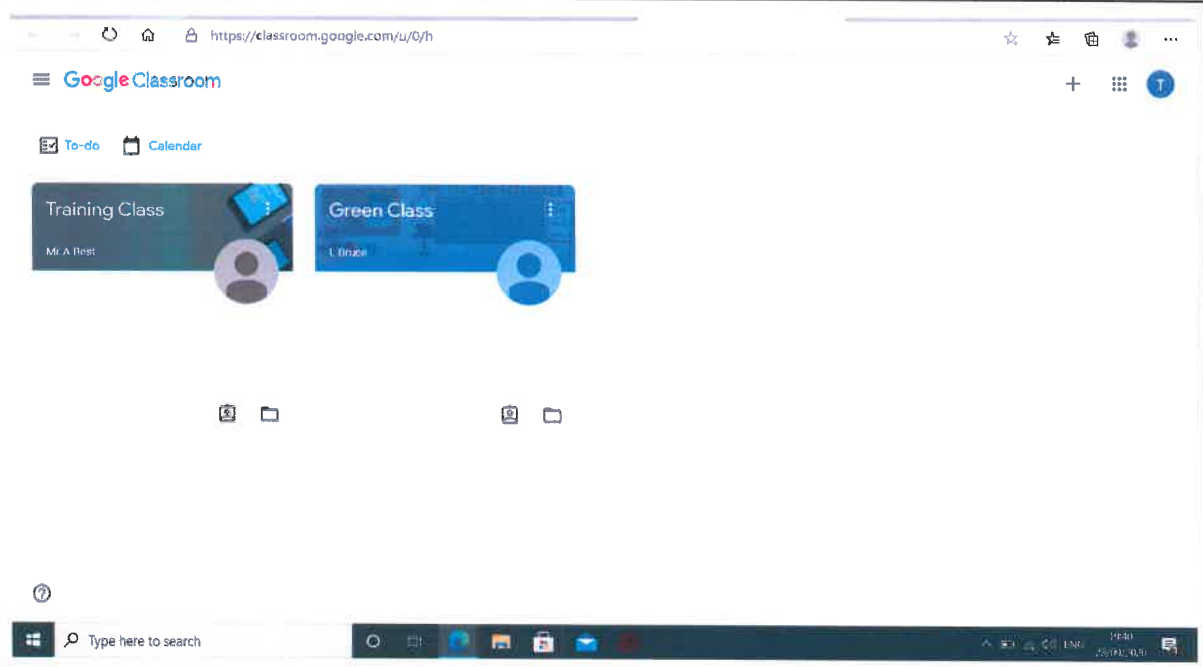


The screenshot shows the login page for the school's system. The browser address bar displays the URL <https://smartlogin.realsmart.co.uk/smartlogin/login?school=3723&SAMLRequest=IVPLrpswFNznKyl2PAL3kViBKk36iJQm...>. The page features the Realsmart logo at the top. Below the logo is a login form titled "Biddick Hall Infants's logo" with fields for "Username" and "Password". A green "Sign In" button is positioned below the password field. At the bottom of the form, there is a link for "Need any help?" with the text "Contact your school IT support." The Windows taskbar is visible at the bottom of the browser window.

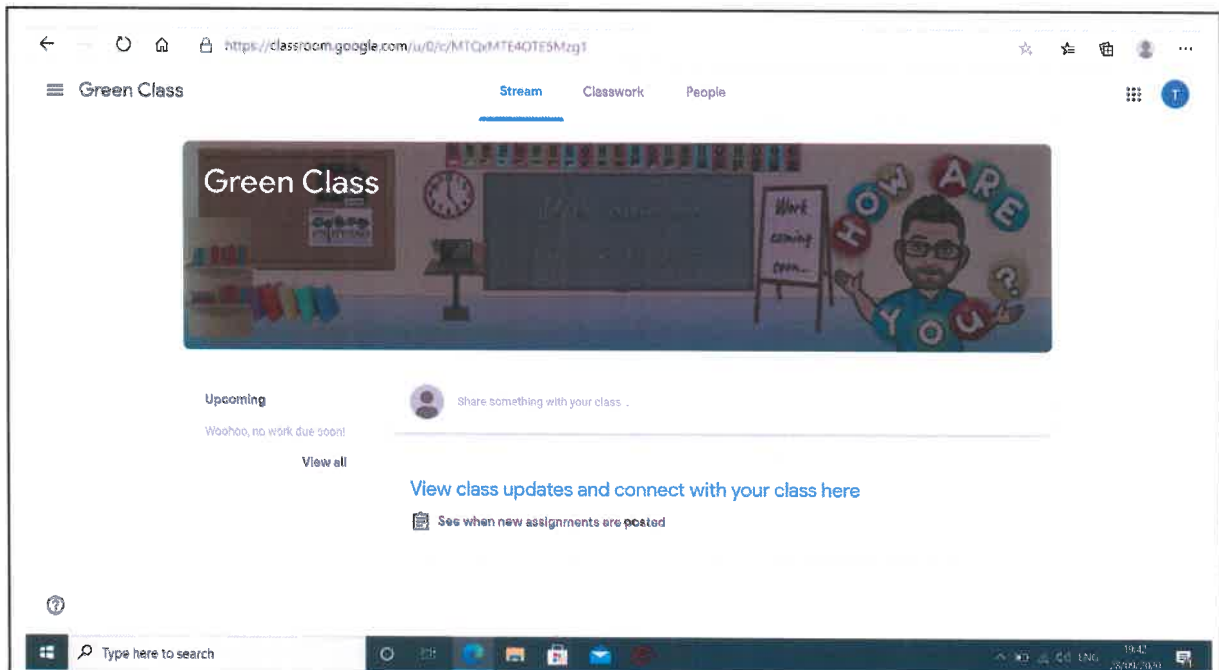
Enter your child's unique username and password (see login card).



Click the green Google Classroom from the top of the page.



Click your child's class from the list.



This is an example of what your child's Google Classroom will look like. Here your child will be able to interact with school. Here are some features which we plan to use.

Stream- this is the first page you will see and allows you to see a timeline of work sent to the class. Children will be able to comment, download and upload work.

Classwork- This will allow you to find work your teacher has assigned to you. This will include videos to watch, sheets to open and edit and forms to complete.

People- shows other participants in the class. We ask that you **do not** email others in the class. This will be monitored by the school.