

Turn in an assignment on a Computer

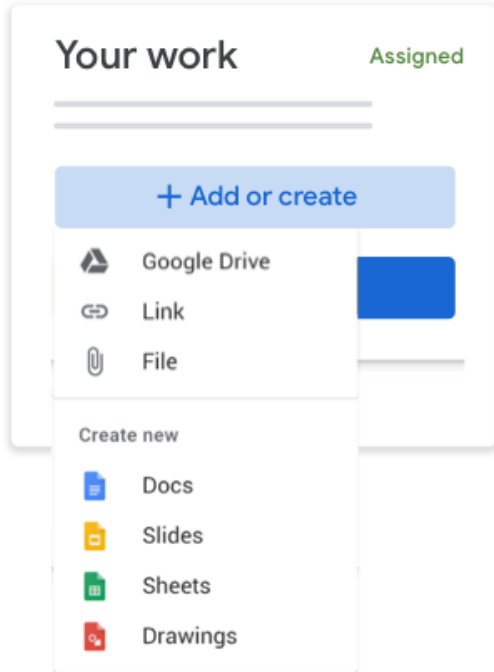




The Beacon Centre
Leading The Way To A Brighter Future

You can attach one or more files to your work.

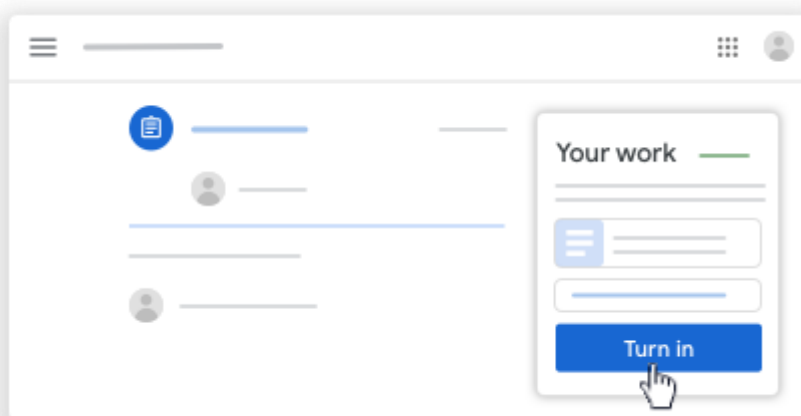
1. Go to classroom.google.com.
2. Click the class > **Classwork**.
3. Click the assignment > **View assignment**.
4. To attach an item:
 1. Under Your work, click Add or create > select Google Drive

 Link , or File .



2. Select the attachment or enter the URL for a link and click Add.
5. (Optional) To remove an attachment, next to the attachment's name, click Remove .
6. (Optional) To add a private comment to your teacher, under Private comments, enter your comment and click Post .
7. Click Turn In and confirm.

The status of the assignment changes to Turned in.



Important: If you get an error message when you click Turn in, let your teacher know.

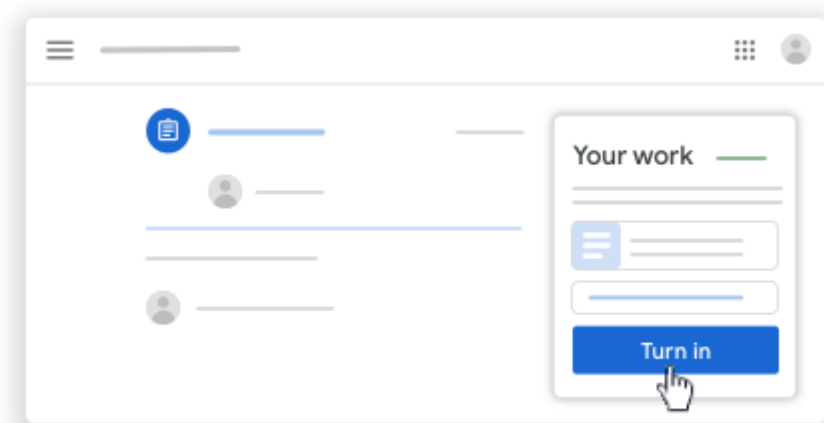
Turn in a quiz assignment

1. Go to classroom.google.com.
2. Click the class > **Classwork**.
3. Click the assignment > **View assignment**.
4. Click the form and answer the questions.
5. Click Submit.
If the form is the only work for the assignment, the status of the assignment changes to Turned in.
6. If there's more work to do for the assignment, click Open assignment.

Turn in an assignment with a doc assigned to you

If your teacher attached a document with your name in the title, it's your personal copy to review and edit. As you work, your teacher can review your progress before you click Turn in.

1. Go to classroom.google.com.
2. Click the class > **Classwork**.
3. Click the assignment > **View assignment**.
4. Click the image with your name to open the assigned file.
5. Enter your work.
6. On the document **or** in Classroom, click Turn in and confirm.



The status of the assignment changes to Turned in.

Important: If you get an error message when you click Turn in, let your teacher know.

Mark an assignment done

Important: Any assignment turned in or marked done after the due date is recorded as late, even if you previously submitted the work before the due date.

1. Go to classroom.google.com.
2. Click the class > **Classwork**.
3. Click the assignment > **View assignment**.
4. (Optional) To add a private comment to your teacher, under Private comments, enter your comment and click Post .
5. Click Mark as done and confirm.

The status of the assignment changes to Turned in.