




Nursery Home Learning Ideas

Class Dojo is up and running, I just need parent email addresses to invite you. I have already seen some great stuff. Still trying to find my feet with it all so bear with me!

We're Going on a Bear Hunt

	Make some bear hunting binoculars	<p>Use toilet roll or kitchen roll tubes to make some pretend binoculars. Encourage your child to join the materials together themselves, talk about what they could use/how they are going to do it etc.</p> <p>Decorate them however you fancy.</p>
	Storytime	<p>Michael Rosen reads the story on YouTube. It's a bit creepy but it's excellent for getting the children to remember and retell the story.</p>
	Bear mask	<p>Use a paper plate or paper circle to make a bear's face. You could collect different brown materials from around your house- magazine cuttings, fabric etc.</p>
	Mark Making	<p>Outdoor chalk drawings. Using chalk outdoors is great for gross motor skills. Practise drawing large circles and lines using big arm movements. Don't worry if you have no chalk, a paintbrush and water works just as well!</p> <p>Why not try to draw a bear and send me a photograph! Or a rainbow!</p>
	Story map	<p>Make/draw a map of the story. These are great for retelling stories without being able to read!</p>
<p>Maths- Sorting by size</p> <p>Mathematical language- big, large, small, tiny, biggest, smallest, bigger, smaller etc.</p>		<p>Go on a bear hunt around your house. Collect as many bears/toys as you can. Use them to sort by size. Talk about all the things you have found. Which is the biggest? Smallest? Etc.</p>
<p>More maths...</p> <p>Positional language and prepositions</p>		<p>Use a bear (or any toy!) to see if your children understand prepositions. Ask them to put the bear in different places. Then you put the bear in different places to see if they can use positional language to describe where it is.</p>

ggolightly@ashley.s-tyneside.sch.uk

Miss Golightly ☺