

Shopping

Push and pull: demonstrate these actions using the shopping trolley.



In and out: use these words when putting food in the trolley and taking it out of the trolley to pay.



Developing Basic Concepts in Everyday Situations

On these activity sheets are everyday situations which you are likely to encounter with your child. Have a look at the example situations and think about how you could model and talk about basic concepts while completing the activities.

First and last: use these positional words while waiting in the queue.



Fruit and vegetable categories: talk about whether a food is a fruit or a vegetable.

Top, middle and bottom: when getting cans from the shelves, talk about their position on the shelves.



Cold: discuss the meaning of this word when getting food from the fridges and the freezers.

Eat and drink verbs: think about words such as, chew, munch etc.


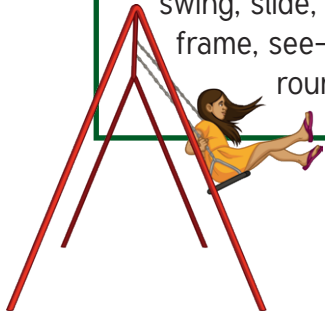


Open and close: use these words when going through the park gates.

On and under: When the child is using the climbing frame, model the words on and under.


First and last: use these positional words when queuing up for the slide or queueing for ice cream.

Play equipment: label the equipment, e.g. swing, slide, climbing frame, see-saw and roundabout.



Going to the Park

Action verbs: demonstrate activities such as running, jumping, sliding, walking and climbing.



Up and down: highlight these concepts when using the slide or the see-saw.

High and low: model these concepts when playing on the swings.

Fast and slow: discuss these terms when being pushed on the roundabout.



