



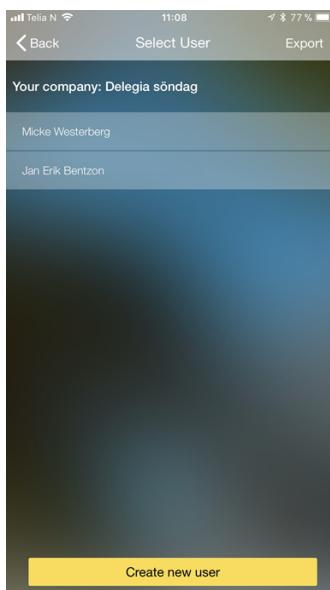
Delegia Scan

Scan the visitor badge on your stand and get easy access to the visitors contact information, directly by phone or in an excel file to your email.

1. Download the app "Delegia Scan" from the Apple App Store or Google Play.

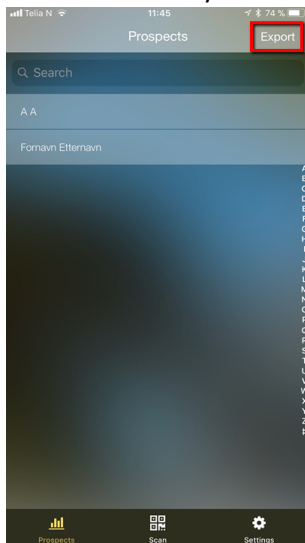


2. Start the app and press the QR code icon. Then scan the QR code on this sheet.
 - a. Tap your name and you are ready to scan the QR code on the badge of your customers.
 - b. If you cannot find your name, press "Create new user" and log in as a user.



3. Touch the QR code icon and start scan badges.

4. To view or send your leads in Excel format to your e-mail, press "Prospects" and "Export".



5. If you have questions regarding Delegia Scan, please contact Carine Hartløv, e-mail: ch@messe.no