


# User Guide



## Top Row


1. Motion On/Off
2. High and Low Motion
3. Move Virtual Dash Down
4. Move Virtual Dash Up
5. Reset VR View

## Second Row

1. ESP On/Off (Stability Program)
2. TCS On/Off (Traction Control)
3. ABS On/Off
4. Lock to Horizon on/off
5. Next Page

## Third Row

1. Automatic Gearing On/off
2. Wheel Strength Down
3. Wheel Strength Up
4. Dashboard Data cycle
5. Seat Adjustment Page



## Top Row


1. Reset to Track
2. Restart Game in VR
3. Restart Game on monitor
4. Change View
5. Reset VR View

## Second Row

1. Previous Page
2. Racing Line On/Off
3. Auto Brake On/Off
4. Authentic Aids On/Off
5. Not in use

## Third Row

1. Windshield Wipers
2. Headlights On/Off
3. Steering Wheel Visibility
4. Engine OFF
5. Start Engine



## Top Row

1. Previous Page
2. Seat up /Menu up
3. Dash Up
4. ADM Menu
5. VR Reset

## Second Row

1. Seat Back/Menu left
2. Choose menu
3. Set forward/Menu right
4. Change HUD
5. Change HUD type

## Third Row

1. Bring up Menu
2. Seat Down/Menu down
3. Dash Down
4. More Car settings
5. Force Control settings

## Useful Information

Clutchpedal can be used as "reset to track". Note that you cannot reset to track if any cars are passing, or stand next to you.

Hold Brake Pedal to reverse in Automatic Gear Mode.

Wipers have 3 settings, Off, High and Low.

H-Gear shifter has two settings, Sequential or H-Gear. Use lever at base of shifter to switch between modes.

There are also sequential shifters behind the steering wheel. Right for Up-Shift, and left for Down-Shift. Most cars don't have a working handbrake, so only use when instructed. Use it gently. very little force required.

Brake Pedal is hydraulic and requires some pressure to be effective. Down to the right on the Speedometer, you can monitor the pedal travel, to see if you press hard enough.

Virtual Dash up/down is useful if the dials are obstructed by the steering wheel.

ESP requires TSC and ABS to work. When you engage ESP, TCS and ABS will automatically be activated

When you are being seated in the simulator, please refrain from adjusting seat, pedals or steering wheel. Our operators will make all the necessary adjustments. Operators will also give you your headset when ready.

## Headset settings

Red light, mic muted!



Right ear adjustment wheel is master volume

Left ear adjustment wheel is mix between speech and engine sound