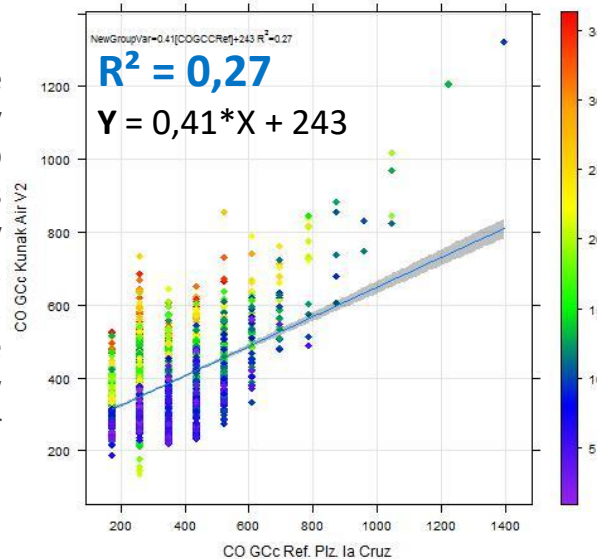
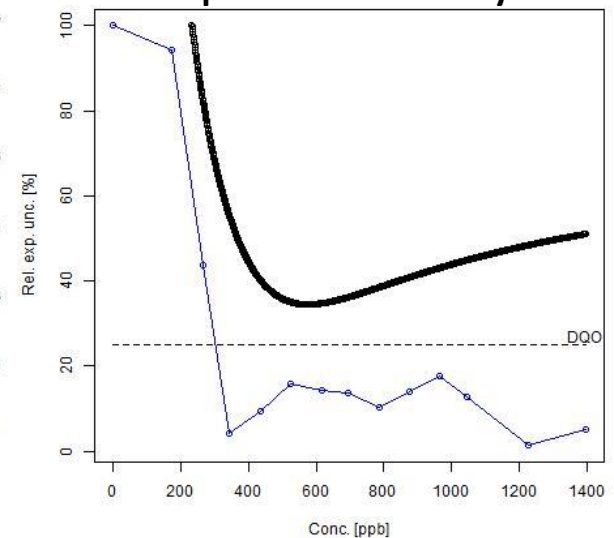


Comments: The Reference AQS is not accurate enough for low CO concentrations, having very low resolution, experimenting up to 100ppb changes in the baseline every 15 days calibration period. Also, reference AQS only can measure in 60ppb steps. That's why, although the KunakAir performance is linear, correlation is low during the tests for the wrongness of the inaccuracy at low concentrations of the reference station. Higher concentrations are perfectly matched.

Version: KUNAKAIR V2.

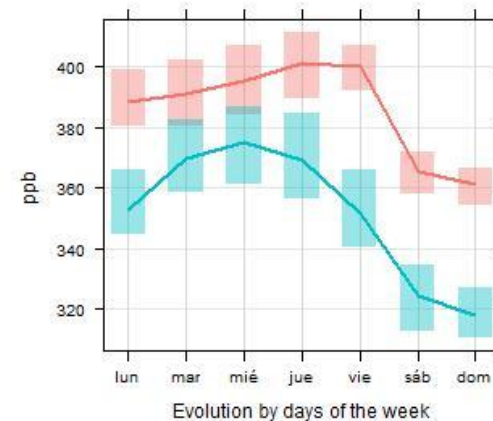
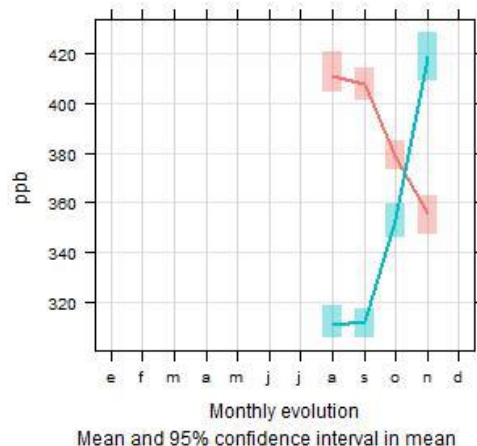
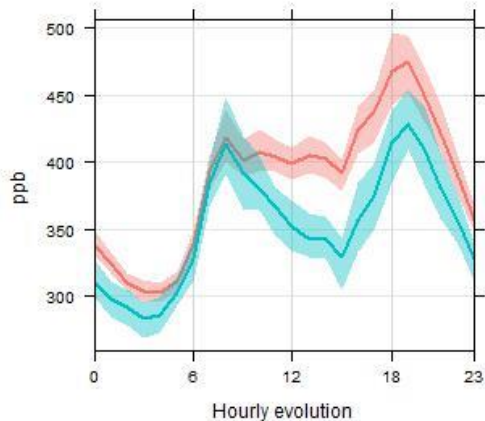
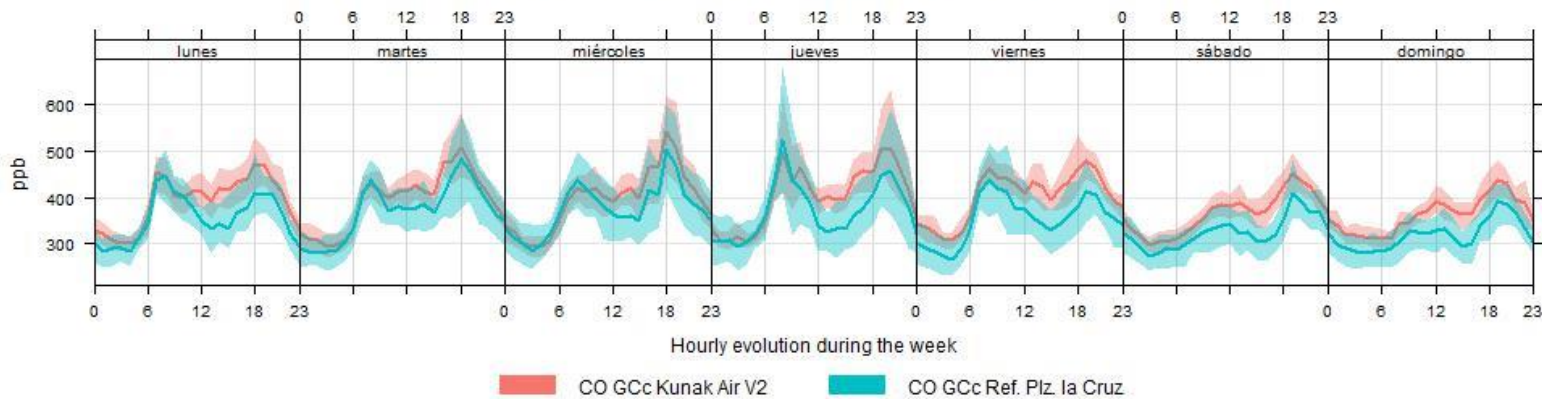


DQO / Relative error / Expanded Uncertainty



Carbon Monoxide (CO), Pamplona (Spain), Aug'17-Nov'17

Time variation of Kunak Air V2 and Ref. Plz. la Cruz : CO GCc



R ²	ACCURACY (PPB)	90% CONF. (PPB)	DQO (PPB)	AVG. GC. REF (PPB)	AVG. GC. DUT (PPB)	AVAILAVITY REF/DUT
0,27	91,3	190,8	-	351,8	386,3	99% / 97,4%

Comments: The KunakAir V2 tracks perfectly the hourly and daily variations comparing to the reference instrument. However, the lack of accuracy of the reference instrument at low concentrations results in not having enough accurate data to compare the performance between KunakAir V2 and this reference instrument. This shows as well the inefficiency and inaccuracy of some reference instruments under certain measurement V2 conditions (low concentration and low resolution in this case).