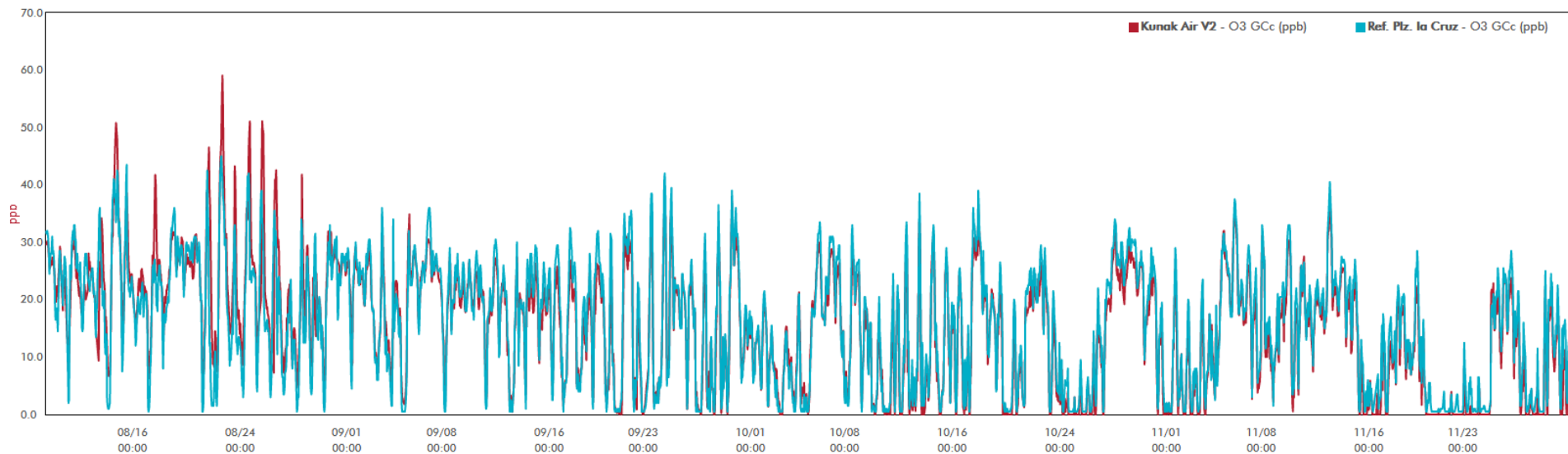
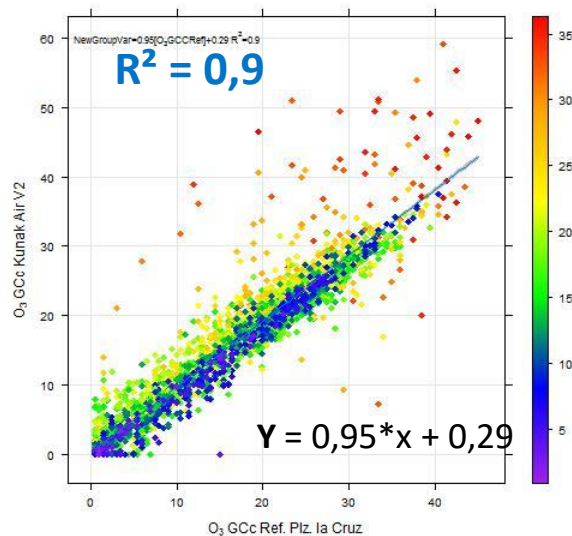


Ozone (O3), Pamplona (Spain), Aug'17-Nov'17

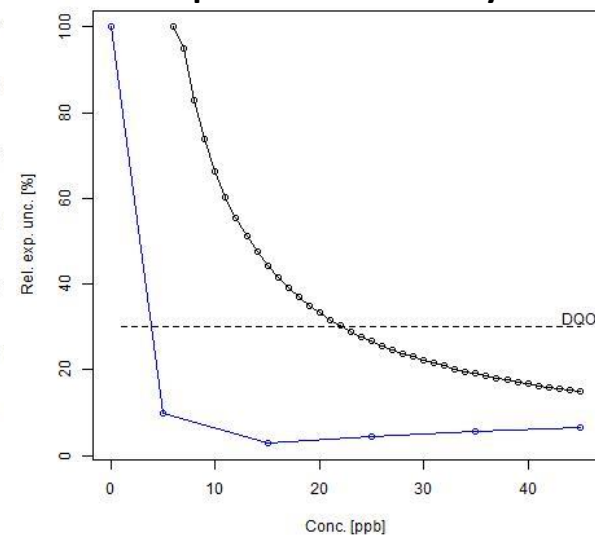


Comments: Very good correlation with the reference AQS. Some days during summer time experiment higher deviations at high temperatures although DQO is met above 22 ppb.

Version: KUNAKAIR V2.

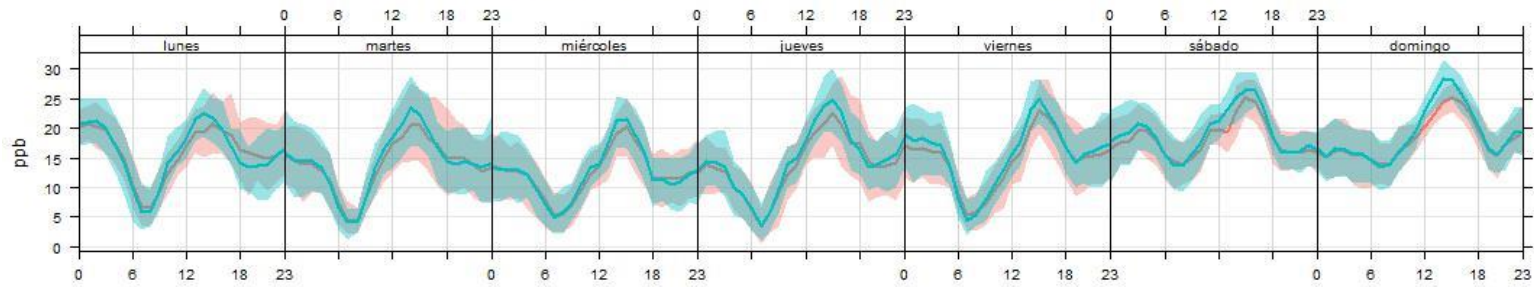


DQO / Relative error / Expanded Uncertainty



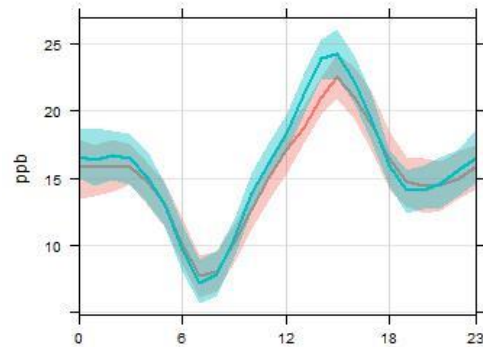
Ozone (O3), Pamplona (Spain), Aug'17-Nov'17

Time variation of Kunak Air V2 and Ref. Plz. la Cruz : O₃ GCc

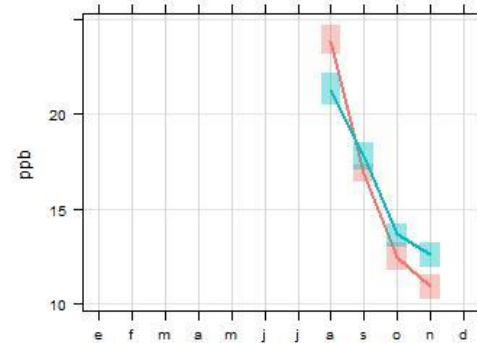


Hourly evolution during the week

■ O₃ GCc Kunak Air V2 ■ O₃ GCc Ref. Plz. la Cruz

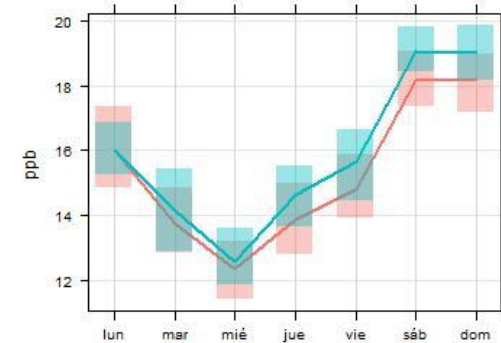


Hourly evolution



Monthly evolution

Mean and 95% confidence interval in mean



Evolution by days of the week

R ²	ACCURACY (PPB)	90% CONF. (PPB)	DQO (PPB)	AVG. GC. REF (PPB)	AVG. GC. DUT (PPB)	AVAILAVITY REF/DUT
0,9	2,2	4,44	22	15,8	15,3	96,9% / 97,4%

Comments: The KunakAir V2, tracks perfectly the weekly variations as well as the hourly, daily and monthly concentrations comparing to the reference instrument. Accuracy is very good while the average concentration is pretty similar to the reference instrument during the whole testing period. Absolute error is also very low during the whole tests with 90% of the data below 4.4 ppb error against the reference instrument.