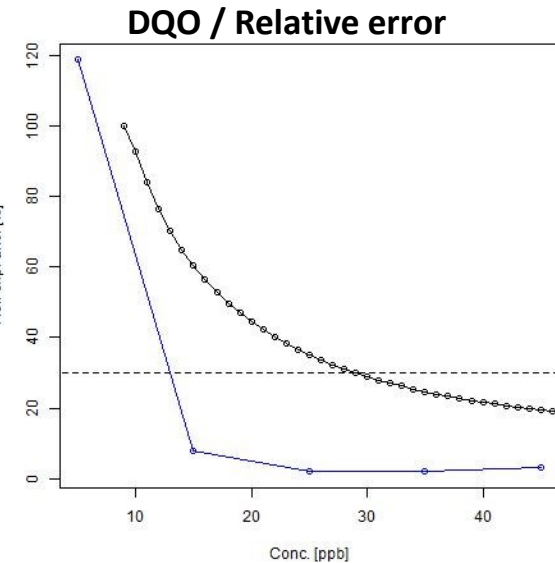
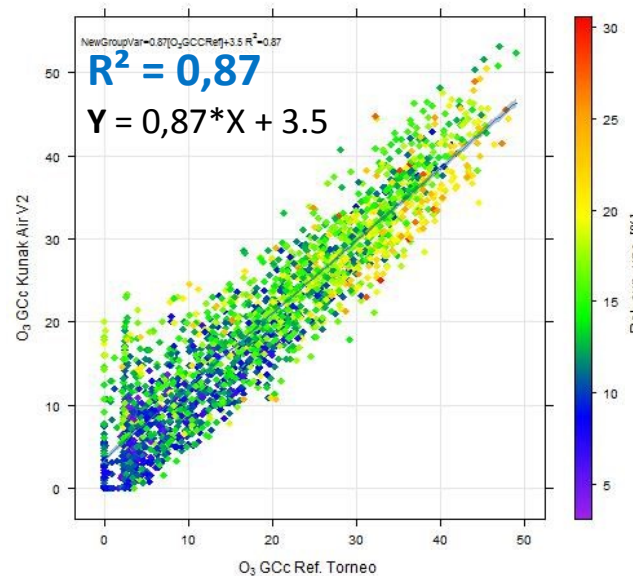


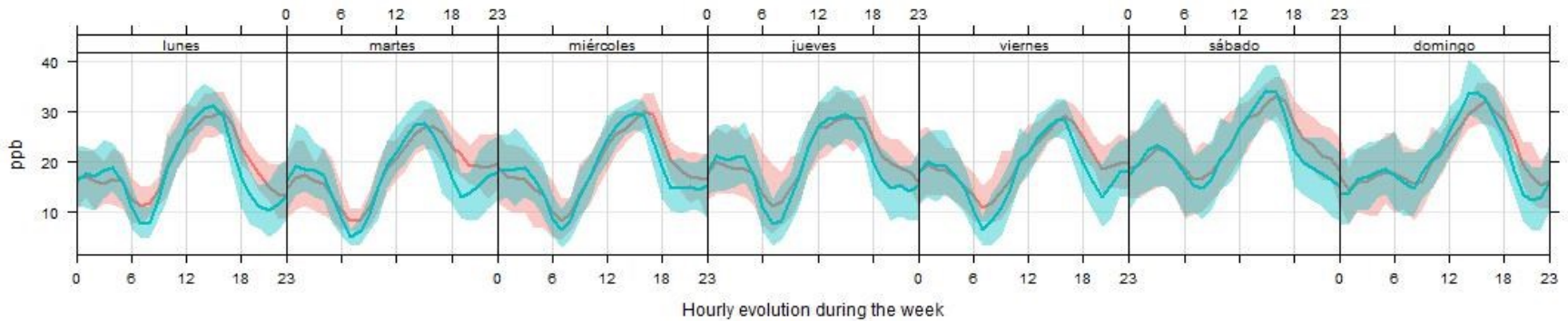
Comments: Excellent correlation with reference instrument under the whole temperature range. Some reference data is missing.

Daily and weekly patterns are perfectly detected measuring the same average values between KUNAKAIR and the reference instrument over the whole 4 month period. Data Quality Objective (DQO) is met above 30 ppb which makes the device a very useful tool to control Uppers Assessment Threshold (UAT).

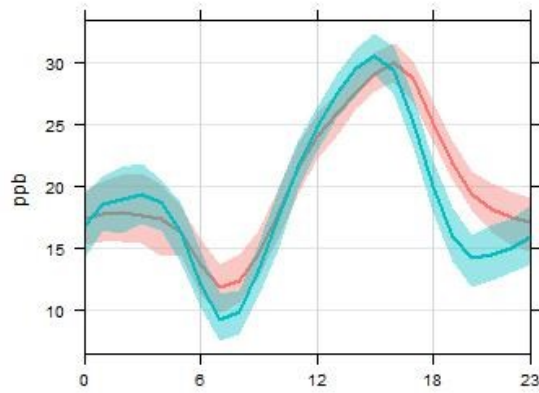
Version: KUNAKAIR V2.



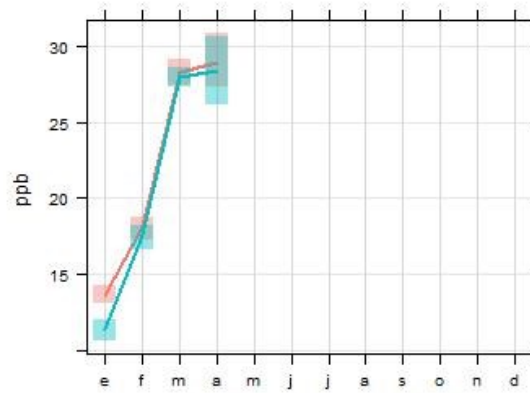
Time variation of Kunak Air V2 and Ref. Torneo : O₃ GCc



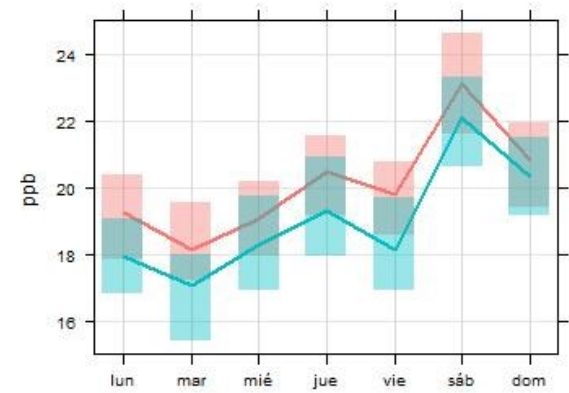
■ O₃ GCc Kunak Air V2
 ■ O₃ GCc Ref. Torneo



Hourly evolution



Monthly evolution
Mean and 95% confidence interval in mean



Evolution by days of the week

R ²	ACCY (PPB)	90% CONF. (PPB)	DQO (PPB)	AVG. GC. REF (PPB)	AVG. GC. DUT (PPB)	AV REF/DUT
0,87	3,48	7,21	29	18,99	20,07	95% / 100%