

WBSC

**SOFTBALL
EUROPE/AFRICA QUALIFIER**

DAILY REPORT REPORTE DIARIO

@WBSC #RoadToTokyo

NR. 3

25 JULY/JULIO 2019



No. 9 ITA



No. 10 NED



No. 12 GBR



No. 15 CZE



No. 26 FRA



No. 28 RSA



No. 35 ESP



No. 43 BOT


OPENING ROUND – RONDA DE APERTURA

STANDINGS – POSICIÓN DE EQUIPOS

GROUP A – GRUPO A

RK	TEAM – EQUIPO	GP	W	L	AVG	GB
1	 GREAT BRITAIN	3	3	0	1.000	-
2	 NETHERLANDS	3	2	1	.667	-
3	 SPAIN	3	1	2	.333	2
4	 SOUTH AFRICA	3	0	3	.000	3

GROUP B – GRUPO B

RK	TEAM – EQUIPO	GP	W	L	AVG	GB
1	 ITALY	3	3	0	1.000	-
2	 CZECH REPUBLIC	3	2	1	.667	1
3	 FRANCE	3	1	2	.333	2
4	 BOTSWANA	3	0	3	.000	3

The Teams are placed according the Tournament Regulations for the WBSC.

Los equipos son ordenados en atención a los Reglamentos Oficiales de la WBSC.

OPENING ROUND – RONDA DE APERTURA

SCHEDULE AND RESULTS – CALENDARIO Y RESULTADOS

GROUP A - GRUPO A

 NETHERLANDS

 GREAT BRITAIN

 SPAIN

 SOUTH AFRICA

GROUP B - GRUPO B

 ITALY

 FRANCE

 CZECH REPUBLIC

 BOTSWANA

TUESDAY JULY 23 – MARTES 23 DE JULIO, 2019

#	Hour Hora	Stadium Campo	Group Grupo	Away Team Equipo Visitante	Home Team Equipo Local	Score	Inn
1	10:00	Sportpark de Paperclip	A	 SPAIN	 GREAT BRITAIN	2 - 9	6
2	13:00	Sportpark de Paperclip	B	 BOTSWANA	 ITALY	0 - 7	5
3	16:00	Sportpark de Paperclip	B	 FRANCE	 CZECH REPUBLIC	1 - 6	
	18:00	Sportpark de Paperclip	WBSC	EVENT's OPENING – ACTO DE APERTURA			
4	19:00	Sportpark de Paperclip	A	 SOUTH AFRICA	 NETHERLANDS	1 - 11	4

WEDNESDAY JUNE 24 – MIÉRCOLES 24 DE JUNIO, 2019

#	Hour Hora	Stadium Campo	Group Grupo	Away Team Equipo Visitante	Home Team Equipo Local	Score	Inn
5	10:00	Sportpark de Paperclip	B	 FRANCE	 BOTSWANA	11 - 2	5
6	13:00	Sportpark de Paperclip	A	 SOUTH AFRICA	 GREAT BRITAIN	0 - 15	3
7	16:00	Sportpark de Paperclip	B	 CZECH REPUBLIC	 ITALY	0 - 2	
8	19:00	Sportpark de Paperclip	A	 NETHERLANDS	 SPAIN	7 - 0	5

THURSDAY JUNE 25 – JUEVES 25 DE JUNIO, 2019

#	Hour Hora	Stadium Campo	Group Grupo	Away Team Equipo Visitante	Home Team Equipo Local	Score	Inn
9	10:00	Sportpark de Paperclip	B	 ITALY	 FRANCE	5 - 1	
10	13:00	Sportpark de Paperclip	A	 SPAIN	 SOUTH AFRICA	5 - 0	
11	16:00	Sportpark de Paperclip	B	 BOTSWANA	 CZECH REPUBLIC	0 - 12	4
12	19:00	Sportpark de Paperclip	A	 GREAT BRITAIN	 NETHERLANDS	5 - 2	

Local time in Netherlands / Hora local en Holanda.

GAME SUMMARY - RESULTADO DEL JUEGO 09



ITALY – FRANCE



Score by Innings – Anotación por entradas

Italy 5, France 1 Jul 25, 2019 at Utrecht (), Sportpark de Paperclip

Italy.....000 400 1 - 5 9 0 (3-0)
France.....000 000 1 - 1 5 0 (1-2)

Pitchers: Italy - CACCIAMANI Ilenia
France - GARTNER Charline, Stephanie, Aurélie, BENCHALI Sarah
Win: CACCIAMANI Ilenia (2-0)
Loss: GARTNER Charline, Stephanie, Aurélie (0-2)
Save: NONE

Attendance: 63
Start: 10:01
Time: 1:28
Weather: Sunny
Game Notes: None

Umpires: HP-ŽIDEK Michal (CZE), 1B-SÖNMEZ Galip (GER), 2B-MOTHOBUKA Sipho (RSA),
3B-PRINS Mariana (NED), CO-HYLTON Megan (GER)
TC: BRACEY Don (CAN), SKJERVEN Gary (CAN)
Scorers: CARPIO Pablo (ESP), SLINGER Stefan (NED), NAKAMURA Fuka (JPN)

GAME SUMMARY - RESULTADO DEL JUEGO 10



SPAIN – SOUTH AFRICA



Score by Innings – Anotación por entradas

Spain 5, South Africa 0 Jul 25, 2019 at Utrecht (), Sportpark de Paperclip

Spain.....000 320 0 - 5 6 0 (1-2)
South Africa.....000 000 0 - 0 3 1 (0-3)

Pitchers: Spain - BARANDIARAN GARCIA Ane
South Africa - DE BEER Nushka, RHODA Grivonne
Win: BARANDIARAN GARCIA Ane (1-1)
Loss: DE BEER Nushka (0-1)
Save: NONE

Attendance: 94
Start: 13:02
Time: 1:35
Weather: Sunny
Game Notes: None

Umpires: HP-HORA Jan (CZE), 1B-JAKOBSEN Jens (DEN), 2B-LOHNERT Thomas (GER),
3B-MATABOGE Abel (BOT), CO-MAGNANI Gianluca (ITA)
TC: BATTIGELLI Anna (ITA), DEBONO Mario (MLT)
Scorers: STOOVELAAR Marco (NED), TRAVAGLI Marco (ITA), HARDINGER Gabriele (AUT)

GAME SUMMARY - RESULTADO DEL JUEGO 11



BOTSWANA – CZECH REPUBLIC



Score by Innings – Anotación por entradas

Czech Republic 12, Botswana 0 Jul 25, 2019 at Utrecht (), Sportpark de Paperclip

Botswana.....0 00 0 - 0 0 4 (0-3)
Czech Republic.....(10)11 X - 12 7 0 (2-1)

Pitchers: Botswana - DITAU Lesego, KGOJANE Boitshepo
Czech Republic - HUMHEJ Katelyn Marie, BLÁHOVÁ Martina

Win: BLÁHOVÁ Martina (1-0)

Loss: DITAU Lesego (0-1)

Save: NONE

Attendance: 140

Start: 16:03

Time: 1:04

Weather: Sunny

Game Notes: None

Umpires: HP-HYLTON Megan (GER), 1B-MOTHOBUKA Sipho (RSA), 2B-PRINS Mariana (NED),
3B-SÖNMEZ Galip (GER), CO-ŽIDEK Michal (CZE)

TC: BRACEY Don (CAN), SKJERVEN Gary (CAN)

Scorers: SLINGER Stefan (NED), NAKAMURA Fuka (JPN), CARPIO Pablo (ESP),

GAME SUMMARY - RESULTADO DEL JUEGO 12



GREAT BRITAIN – NETHERLANDS



Score by Innings – Anotación por entradas

Great Britain 5, Netherlands 2 Jul 25, 2019 at Utrecht (NED), Sportpark de Paperclip

Great Britain.....012 010 1 - 5 8 3 (3-0)
Netherlands.....000 200 0 - 2 4 4 (2-1)

Pitchers: Great Britain - CORRICK Georgina Louise
Netherlands - SOUMERU Rebecca, VOORTMAN Eva Maria Petronella, ANDRINGA Ilona

Win: CORRICK Georgina Louise (1-0)

Loss: VOORTMAN Eva Maria Petronella (0-1)

Save: NONE

Attendance: 1807

Start: 19:02

Time: 2:05

Weather:

Game Notes: None





Umpires: HP-MAGNANI Gianluca (ITA), 1B-LOHNERT Thomas (GER), 2B-MATABOGE Abel (BOT),
3B-JAKOBSEN Jens (DEN), CO-HORA Jan (CZE)

TC: BATTIGELLI Anna (ITA), DEBONO Mario (MLT)

Scorers: HARDINGER Gabriele (AUT), STOOVELAAR Marco (NED), TRAVAGLI Marco (ITA)

SUPER ROUND – SUPER RONDA

STANDINGS – POSICIÓN DE EQUIPOS

RK	TEAM – EQUIPO	GP	W	L	AVG	GB
1	 GREAT BRITAIN	1	1	0	1.000	-
1	 ITALY	1	1	0	1.000	-
3	 CZECH REPUBLIC	1	0	1	.000	1
3	 NETHERLANDS	1	0	1	.000	1

The Teams are placed according the Tournament Regulations for the WBSC.

Los equipos son ordenados en atención a los Reglamentos Oficiales de la WBSC.

SUPER ROUND – SÚPER RONDA

SCHEDULE AND RESULTS – CALENDARIO Y RESULTADOS

TEAMS - EQUIPOS

 GREAT BRITAIN

 ITALY

 NETHERLANDS

 CZECH REPUBLIC

FRIDAY JULY 26 – VIERNES 26 DE JULIO, 2019

#	Hour Hora	Stadium Campo	Group Grupo	Away Team Equipo Visitante	Home Team Equipo Local	Score	Inn
13	16:00	Sportpark de Paperclip	SR	 CZECH REPUBLIC	 GREAT BRITAIN		
14	19:00	Sportpark de Paperclip	SR	 NETHERLANDS	 ITALY		

SATURDAY JULY 27 – SÁBADO 27 DE JULIO, 2019

#	Hour Hora	Stadium Campo	Group Grupo	Away Team Equipo Visitante	Home Team Equipo Local	Score	Inn
15	tbd	Sportpark de Paperclip	SR	 NETHERLANDS	 CZECHREPUBLIC (*)		
16	tbd	Sportpark de Paperclip	SR	 GREAT BRITAIN	 ITALY (*)		
	17:00	Sportpark de Paperclip		WINNER'S CELEBRATION – CELEBRACION DEL CAMPION			

(*) Coin toss to determine home team / El equipo local se determinará por el lanzamiento de moneda.

Local time in Netherlands / Hora local en Holanda.

TEAM'S STATS - ESTADÍSTICAS DE EQUIPO
(INCLUDING GAMES 1-12 - INCLUYENDO JUEGOS DEL 1 AL 12)



BOTSWANA

BOT

Overall Statistics for Botswana (as of Jul 25, 2019)
(All Games, Sorted by Batting Avg)

Record: Tournament: 0-3 / Opening Round: 0-3 / : -

#	PLAYER	AVG	GP-GS	AB	R	H	2B	3B	HR	RBI	TB	SLG%	BB	HP	SO	GDP	OB%	SF	SH	SB-ATT
4	MONYADZWE Goitseon	.000	2-2	4	0	0	0	0	0	0	0	.000	0	0	1	0	.000	0	0	1-2
10	DUBE Bafedile	.000	3-3	7	2	0	0	0	0	0	0	.000	0	0	3	0	.000	0	0	1-1
17	PASSMAN Nametsegan	.000	3-3	2	0	0	0	0	0	0	0	.000	3	1	1	1	.667	0	0	0-0
6	SEPHEKOLO Morongwa	.000	3-3	5	0	0	0	0	0	0	0	.000	0	0	3	0	.000	0	0	0-0
2	MOGATUSI Kedibonye	.000	3-2	2	0	0	0	0	0	0	0	.000	0	0	1	0	.000	0	0	0-0
7	ISAAC Charity	.000	3-3	4	0	0	0	0	0	0	0	.000	1	0	3	0	.200	0	0	0-0
12	PHETOGO Onalenna	.000	3-3	5	0	0	0	0	0	0	0	.000	0	0	4	0	.000	0	0	0-0
8	MOLEFHE Bonolo	.000	3-3	5	0	0	0	0	0	0	0	.000	1	0	5	0	.167	0	0	0-0
14	SERUMOLA Maitumelo	.000	2-1	1	0	0	0	0	0	0	0	.000	0	0	0	0	.000	0	0	0-0
11	LOWANG Kagiso	.000	3-3	5	0	0	0	0	0	1	0	.000	0	0	3	0	.000	1	0	0-0
3	NTSHOLETSANG Lorat	.000	3-1	2	0	0	0	0	0	0	0	.000	0	0	1	0	.000	0	0	0-0
Totals		.000		42	2	0	0	0	0	1	0	.000	5	1	25	1	.122	1	0	2-3
Opponents		.369		65	30	24	5	2	1	17	36	.554	7	5	7	0	.450	3	2	3-3

(All Games, Sorted by Earned Run Avg)

#	PLAYER	ERA	W-L	SV	IP	G	GS	CG	SHO	H	R	ER	BB	SO	2B	3B	HR	AB	B/Avg	WP	HP	IP	SHA	SFA
1	SIXPENGE Gotlamang	1.50	0-0	0	4.2	1	0	0	0	5	4	1	2	1	0	0	0	20	.250	0	2	0	1	1
5	KGOJANE Boitshepo	6.00	0-0	0	2.1	1	0	0	0	5	6	2	0	0	0	1	0	13	.385	0	2	0	0	1
9	SETH Onneetse	9.69	0-2	0	4.1	2	2	1	0	12	14	6	3	5	4	1	1	27	.444	3	0	0	1	1
15	DITAU Lesego	21.00	0-1	0	0.2	1	1	0	0	2	6	2	2	1	1	0	0	5	.400	1	1	0	0	0
Totals		6.42	0-3	0	12.0	3	3	1	0	24	30	11	7	7	5	2	1	65	.369	4	5	0	2	3
Opponents		0.00	3-0	0	14.0	3	3	0	0	0	2	0	5	25	0	0	0	42	.000	2	1	0	0	1

(All Games, Sorted by Fielding Pct)

#	PLAYER	C	PO	A	E	DP	FLD%	CSB	SBA	SBA%	CI	PB
4	MONYADZWE Goitseon	6	5	1	0	0	1.000	0	3	1.000	0	0
3	NTSHOLETSANG Lorat	2	1	1	0	0	1.000	0	0	0	0	0
17	PASSMAN Nametsegan	8	7	0	1	0	.875	0	0	0	0	0
7	ISAAC Charity	8	7	0	1	0	.875	0	0	0	0	0
10	DUBE Bafedile	4	2	1	1	0	.750	0	0	0	0	0
11	LOWANG Kagiso	7	3	2	2	0	.714	0	0	0	0	0
12	PHETOGO Onalenna	3	2	0	1	0	.667	0	0	0	0	0
6	SEPHEKOLO Morongwa	11	5	2	4	0	.636	0	0	0	0	0
9	SETH Onneetse	4	2	0	2	0	.500	0	0	0	0	0
8	MOLEFHE Bonolo	2	1	0	1	0	.500	0	0	0	0	0
2	MOGATUSI Kedibonye	11	1	4	6	0	.455	0	0	0	0	0
Totals		66	36	11	19	0	.712	0	3	1.000	0	0
Opponents		58	42	11	5	1	.914	1	2	.667	0	0

TEAM'S STATS - ESTADÍSTICAS DE EQUIPO
(INCLUDING GAMES 1-12 - INCLUYENDO JUEGOS DEL 1 AL 12)



CZECH REPUBLIC

CZE

Overall Statistics for Czech Republic (as of Jul 25, 2019)
(All Games, Sorted by Batting Avg)

Record: Tournament: 2-1 / Opening Round: 2-1 / : -

#	PLAYER	AVG	GP-GS	AB	R	H	2B	3B	HR	RBI	TB	SLG%	BB	HP	SO	GDP	OB%	SF	SH	SB-ATT
17	KOPIKOVA Natalie	1.000	3-2	2	1	2	0	0	0	1	2	1.000	0	1	0	0	1.000	0	1	0-0
33	KUSERKOVA Ludmila	.500	3-3	6	2	3	1	0	0	2	4	.667	1	0	2	0	.500	1	0	0-0
23	KLIMPLOVA Veronika	.429	2-2	7	0	3	0	1	0	2	5	.714	0	0	2	0	.429	0	0	0-0
14	PETRASKOVA Lucie	.400	3-2	5	2	2	1	1	0	2	5	1.000	0	0	1	0	.400	0	0	0-0
88	JAKESOVA Tereza	.333	3-3	9	3	3	0	0	0	2	3	.333	1	0	2	0	.400	0	0	0-0
1	MALA Kristyna	.333	3-2	6	1	2	0	0	0	1	2	.333	0	0	2	0	.333	0	1	0-0
18	WEISSOVA Adela	.333	3-3	3	3	1	0	0	0	2	1	.333	2	0	0	0	.600	0	0	0-0
34	STEJSKALOVA EliSka	.167	3-2	6	1	1	1	0	0	1	2	.333	0	0	2	0	.167	0	0	0-0
53	KUBICOVA Tereza	.143	2-2	7	0	1	0	0	0	0	1	.143	0	0	1	0	.143	0	0	0-1
3	THOMPSONOVA EliSka	.143	3-2	7	3	1	0	0	0	0	1	.143	0	0	0	0	.143	0	0	1-1
64	RENDLOVA Eva	.125	3-3	8	1	1	0	0	0	1	1	.125	0	0	0	0	.125	0	0	0-0
22	COUFALOVA Julie	.000	2-1	1	1	0	0	0	0	0	0	.000	0	2	0	0	.667	0	0	0-0
Totals		.299		67	18	20	3	2	0	14	27	.403	4	3	12	0	.360	1	2	1-2
Opponents		.164		55	3	9	1	0	0	1	10	.182	8	0	23	1	.270	0	2	2-4

(All Games, Sorted by Earned Run Avg)

#	PLAYER	ERA	W-L	SV	IP	G	GS	CG	SHO	H	R	ER	BB	SO	2B	3B	HR	AB	B/Avg	WP	HP	IP	SHA	SFA
21	BLAHOVA Martina	0.00	1-0	1	4.0	2	0	0	0	3	1	0	3	5	0	0	0	14	.214	0	0	0	1	0
19	HUMHEJ Katelyn Mar	0.00	0-0	0	2.0	1	1	0	0	0	0	0	1	3	0	0	0	5	.000	0	0	0	0	0
9	PECKOVA Veronika	1.27	1-1	0	11.0	2	2	1	0	6	2	2	4	15	1	0	0	36	.167	2	0	0	1	0
Totals		0.82	2-1	1	17.0	3	3	1	0	9	3	2	8	23	1	0	0	55	.164	2	0	0	2	0
Opponents		3.06	1-2	0	16.0	3	3	1	1	20	18	7	4	12	3	2	0	67	.299	1	3	3	2	1

(All Games, Sorted by Fielding Pct)

#	PLAYER	C	PO	A	E	DP	FLD%	CSB	SBA	SBA%	CI	PB
53	KUBICOVA Tereza	19	14	5	0	0	1.000	2	2	.500	0	0
18	WEISSOVA Adela	12	10	2	0	1	1.000	0	0	0	0	0
3	THOMPSONOVA EliSka	7	7	0	0	0	1.000	0	0	0	0	0
17	KOPIKOVA Natalie	4	4	0	0	0	1.000	0	0	0	0	0
1	MALA Kristyna	4	2	2	0	0	1.000	0	0	0	0	0
23	KLIMPLOVA Veronika	3	0	3	0	0	1.000	0	0	0	0	0
88	JAKESOVA Tereza	2	2	0	0	0	1.000	0	0	0	0	0
22	COUFALOVA Julie	1	1	0	0	0	1.000	0	0	0	0	0
9	PECKOVA Veronika	1	1	0	0	0	1.000	0	0	0	0	0
14	PETRASKOVA Lucie	1	1	0	0	0	1.000	0	0	0	0	0
34	STEJSKALOVA EliSka	1	0	1	0	0	1.000	0	0	0	0	0
33	KUSERKOVA Ludmila	14	9	4	1	1	.929	0	0	0	0	0
Totals		69	51	17	1	1	.986	2	2	.500	0	0
Opponents		65	48	12	5	1	.923	1	1	.500	0	1

TEAM'S STATS - ESTADÍSTICAS DE EQUIPO
(INCLUDING GAMES 1-12 - INCLUYENDO JUEGOS DEL 1 AL 12)



FRANCE

FRA

Overall Statistics for France (as of Jul 25, 2019)
(All Games, Sorted by Batting Avg)

Record: Tournament: 1-2 / Opening Round: 1-2 / : -

#	PLAYER	AVG	GP-GS	AB	R	H	2B	3B	HR	RBI	TB	SLG%	BB	HP	SO	GDP	OB%	SF	SH	SB-ATT
17	ROGRON Kimane, Jel	.500	3-3	10	1	5	1	0	0	0	6	.600	0	0	2	0	.500	0	0	0-1
12	TRIBOLET Eloise	.333	3-3	9	1	3	0	0	0	0	3	.333	1	0	2	0	.400	0	0	1-2
14	LYARD Rosie	.333	2-2	6	1	2	0	0	0	0	2	.333	0	0	2	0	.333	0	0	1-1
1	PRADE Pauline, SUZ	.333	3-3	6	3	2	0	0	0	1	2	.333	2	0	0	0	.500	0	0	0-0
22	GLOVER Nathalie, J	.286	3-3	7	1	2	0	0	0	2	2	.286	1	0	1	0	.375	0	1	0-0
9	MARIE Manon, Georg	.250	3-2	8	1	2	0	0	0	2	2	.250	0	1	2	0	.333	0	0	0-0
10	SELLAM Lena	.200	3-2	5	0	1	0	0	0	0	1	.200	0	0	2	0	.200	0	0	0-0
19	HAUDIQUER Ines, Es	.000	3-0	0	1	0	0	0	0	0	0	.000	0	0	0	0	.000	0	0	0-1
3	DERBAL Yasmine	.000	1-0	1	0	0	0	0	0	0	0	.000	0	0	0	0	.000	0	0	0-0
21	HUNTER Raina, Kari	.000	3-3	8	1	0	0	0	0	1	0	.000	1	0	3	0	.100	1	0	0-0
20	PITCHER Carrie, Ju	.000	3-3	8	2	0	0	0	0	0	0	.000	1	0	1	0	.111	0	1	0-0
15	RIERA Camille, Emm	.000	3-3	6	1	0	0	0	0	0	0	.000	2	1	1	0	.333	0	0	1-1
Totals		.230		74	13	17	1	0	0	4	18	.243	8	2	16	0	.318	1	2	3-6
Opponents		.282		71	13	20	2	2	0	11	26	.366	7	0	5	0	.338	2	2	6-7

(All Games, Sorted by Earned Run Avg)

#	PLAYER	ERA	W-L	SV	IP	G	GS	CG	SHO	H	R	ER	BB	SO	2B	3B	HR	AB	B/Avg	WP	HP	IP	SHA	SFA
25	BENCHALI Sarah	2.90	1-0	0	9.2	3	1	0	0	12	7	4	3	1	0	1	0	39	.308	3	0	0	1	2
4	GARTNER Charline,	4.20	0-2	0	8.1	3	2	0	0	8	6	5	4	4	2	1	0	32	.250	1	0	3	1	0
Totals		2.72	1-2	0	18.0	3	3	0	0	20	13	7	7	5	2	2	0	71	.282	4	0	3	2	2
Opponents		1.47	2-1	1	19.0	3	3	1	0	17	13	4	8	16	1	0	0	74	.230	2	2	0	2	1

(All Games, Sorted by Fielding Pct)

#	PLAYER	C	PO	A	E	DP	FLD%	CSB	SBA	SBA%	CI	PB
20	PITCHER Carrie, Ju	13	12	1	0	0	1.000	0	0	0	0	0
14	LYARD Rosie	7	7	0	0	0	1.000	0	0	0	0	0
3	DERBAL Yasmine	5	4	1	0	0	1.000	1	2	.667	0	0
21	HUNTER Raina, Kari	5	4	1	0	0	1.000	0	0	0	0	0
12	TRIBOLET Eloise	5	5	0	0	0	1.000	0	0	0	0	0
25	BENCHALI Sarah	4	1	3	0	0	1.000	0	0	0	0	0
15	RIERA Camille, Emm	4	3	1	0	1	1.000	0	4	1.000	0	2
9	MARIE Manon, Georg	2	1	1	0	0	1.000	0	0	0	0	0
22	GLOVER Nathalie, J	9	7	1	1	1	.889	0	0	0	0	0
10	SELLAM Lena	6	4	1	1	0	.833	0	0	0	0	0
17	ROGRON Kimane, Jel	5	1	3	1	0	.800	0	0	0	0	0
1	PRADE Pauline, SUZ	9	5	1	3	0	.667	0	0	0	0	0
19	HAUDIQUER Ines, Es	1	0	0	1	0	.000	0	0	0	0	0
Totals		75	54	14	7	1	.907	1	6	.857	0	2
Opponents		99	57	29	13	0	.869	3	3	.500	0	0

TEAM'S STATS - ESTADÍSTICAS DE EQUIPO
(INCLUDING GAMES 1-12 - INCLUYENDO JUEGOS DEL 1 AL 12)



GREAT BRITAIN

GBR

Overall Statistics for Great Britain (as of Jul 25, 2019)
(All Games, Sorted by Batting Avg)

Record: Tournament: 3-0 / Opening Round: 3-0 / Super Round: -

#	PLAYER	AVG	GP-GS	AB	R	H	2B	3B	HR	RBI	TB	SLG%	BB	HP	SO	GDP	OB%	SF	SH	SB-ATT
20	BURGE Katie Ann	1.000	3-2	1	2	1	0	0	0	0	1	1.000	1	0	0	0	1.000	0	0	1-1
6	WOLNY Alicja Jane	.750	3-3	4	2	3	0	0	0	4	3	.750	3	1	0	0	.636	3	0	0-0
14	MYERS Nerissa Mana	.667	3-3	9	4	6	2	1	2	5	16	1.778	2	0	0	0	.727	0	0	1-1
24	BLOWERS Emmilee Ro	.667	1-1	3	2	2	0	0	0	0	2	.667	0	0	0	0	.667	0	0	0-0
25	LEE Olivia Margare	.667	1-1	3	2	2	0	0	0	0	2	.667	0	0	0	0	.667	0	0	0-0
7	BROWN Sydney Miche	.556	3-3	9	5	5	1	0	0	4	6	.667	3	0	1	0	.667	0	0	0-0
21	PETERSON Aubrey Pe	.500	3-3	8	5	4	0	0	0	2	4	.500	0	0	1	1	.444	1	1	0-0
13	SNOW Alana Colleen	.500	2-0	2	0	1	0	0	0	2	1	.500	0	0	0	0	.500	0	0	0-0
55	HUTCHISON Amie Mar	.429	3-3	7	2	3	1	0	0	4	4	.571	1	0	1	0	.500	0	0	0-0
10	EVANS Lauren Victo	.429	3-3	7	2	3	1	0	0	2	4	.571	2	0	1	0	.455	2	0	0-0
66	WIGINGTON Chloe	.333	3-3	9	2	3	0	1	0	1	5	.556	1	1	4	0	.455	0	0	0-0
1	MOORE Amy Elizabet	.286	2-2	7	0	2	1	0	0	2	3	.429	0	0	1	0	.286	0	1	0-0
22	CORRICK Georgina L	.143	3-2	7	1	1	0	0	0	0	1	.143	1	0	3	0	.250	0	0	0-0
Totals		.474		76	29	36	6	2	2	26	52	.684	14	2	12	1	.531	6	2	2-2
Opponents		.197		61	4	12	1	1	0	4	15	.246	6	1	10	1	.279	0	1	1-1

(All Games, Sorted by Earned Run Avg)

#	PLAYER	ERA	W-L	SV	IP	G	GS	CG	SHO	H	R	ER	BB	SO	2B	3B	HR	AB	B/Avg	WP	HP	IP	SHA	SFA
12	FLEMING Elizabeth	0.00	1-0	0	2.0	1	1	0	0	1	0	0	1	2	0	0	0	7	.143	0	0	0	0	0
22	CORRICK Georgina L	0.00	1-0	0	8.0	2	1	1	0	4	2	0	5	5	0	1	0	30	.133	0	0	0	0	0
64	EDWARDS Hannah Lil	0.00	1-0	0	3.0	1	0	0	0	2	1	0	0	2	1	0	0	12	.167	0	0	1	0	0
55	HUTCHISON Amie Mar	2.33	0-0	0	3.0	1	1	0	0	5	1	1	0	1	0	0	0	12	.417	0	1	0	1	0
Totals		0.44	3-0	0	16.0	3	3	1	0	12	4	1	6	10	1	1	0	61	.197	0	1	1	1	0
Opponents		12.13	0-3	0	15.0	3	3	0	0	36	29	26	14	12	6	2	2	76	.474	9	2	0	2	6

(All Games, Sorted by Fielding Pct)

#	PLAYER	C	PO	A	E	DP	FLD%	CSB	SBA	SBA%	CI	PB
6	WOLNY Alicja Jane	12	9	3	0	1	1.000	0	0	0	0	0
14	MYERS Nerissa Mana	10	8	2	0	0	1.000	0	0	0	0	0
10	EVANS Lauren Victo	9	4	5	0	1	1.000	0	0	0	0	0
1	MOORE Amy Elizabet	6	5	1	0	0	1.000	0	1	1.000	0	1
21	PETERSON Aubrey Pe	5	4	1	0	0	1.000	0	0	0	0	0
66	WIGINGTON Chloe	4	4	0	0	0	1.000	0	0	0	0	0
24	BLOWERS Emmilee Ro	4	4	0	0	0	1.000	0	0	0	0	0
55	HUTCHISON Amie Mar	1	1	0	0	0	1.000	0	0	0	0	0
12	FLEMING Elizabeth	1	1	0	0	0	1.000	0	0	0	0	0
22	CORRICK Georgina L	1	0	1	0	0	1.000	0	0	0	0	0
7	BROWN Sydney Miche	10	5	3	2	0	.800	0	0	0	0	0
20	BURGE Katie Ann	4	3	0	1	0	.750	0	0	0	0	0
Totals		67	48	16	3	1	.955	0	1	1.000	0	1
Opponents		64	45	15	4	1	.938	0	2	1.000	0	1

TEAM'S STATS - ESTADÍSTICAS DE EQUIPO
(INCLUDING GAMES 1-12 - INCLUYENDO JUEGOS DEL 1 AL 12)



ITALY

ITA

Overall Statistics for Italy (as of Jul 25, 2019)
(All Games, Sorted by Batting Avg)

Record: Tournament: 3-0 / Opening Round: 3-0 / : -

#	PLAYER	AVG	GP-GS	AB	R	H	2B	3B	HR	RBI	TB	SLG%	BB	HP	SO	GDP	OB%	SF	SH	SB-ATT
3	ROTONDO Alessandra	.667	2-1	3	2	2	0	0	0	2	2	.667	0	0	0	0	.667	0	0	1-1
4	MARRONE Fabrizia	.667	3-1	3	2	2	0	0	0	0	2	.667	0	0	0	0	.667	0	0	1-1
12	FAMA Amanda Lynn	.500	3-3	8	2	4	0	2	0	2	8	1.000	2	0	1	0	.600	0	0	1-1
21	VIGNA Laura	.500	3-3	8	2	4	1	0	1	4	8	1.000	0	0	1	0	.400	2	0	0-0
14	LONGHI Giulia	.333	3-3	6	1	2	1	0	0	2	3	.500	0	0	1	0	.333	0	1	0-0
23	RICCHI Beatrice	.333	2-2	3	0	1	0	0	0	1	1	.333	0	0	1	0	.333	0	1	0-0
26	CAROSONE Emily Pat	.300	3-3	10	2	3	1	0	0	0	4	.400	0	0	1	0	.300	0	0	0-0
25	BIROCCI Lisa Ann	.250	2-2	4	1	1	0	0	0	1	1	.250	2	0	2	0	.500	0	0	0-0
20	PIANCASTELLI Erika	.200	3-3	10	1	2	0	0	0	0	2	.200	0	0	0	0	.200	0	0	1-1
19	GASPAROTTO Marta	.200	2-2	5	0	1	0	0	0	0	1	.200	1	0	0	0	.333	0	0	1-1
22	HOWARD Andrea	.143	3-3	7	1	1	1	0	0	2	2	.286	1	0	4	0	.250	0	0	0-0
15	CECCHETTI Elisa	.000	1-1	3	0	0	0	0	0	0	0	.000	0	0	0	0	.000	0	0	0-0
Totals		.329		70	14	23	4	2	1	11	34	.486	6	0	11	0	.372	2	2	5-5
Opponents		.113		62	1	7	0	0	0	1	7	.113	1	1	29	0	.141	0	0	0-2

(All Games, Sorted by Earned Run Avg)

#	PLAYER	ERA	W-L	SV	IP	G	GS	CG	SHO	H	R	ER	BB	SO	2B	3B	HR	AB	B/Avg	WP	HP	IP	SHA	SFA
18	CECCHETTI Greta	0.00	1-0	0	8.0	2	2	1	1	2	0	0	0	14	0	0	0	25	.080	0	0	0	0	0
7	CACCIAMANI Ilaria	0.64	2-0	0	11.0	2	1	1	0	5	1	1	1	15	0	0	0	37	.135	0	1	0	0	0
Totals		0.37	3-0	0	19.0	3	3	2	1	7	1	1	1	29	0	0	0	62	.113	0	1	0	0	0
Opponents		4.12	0-3	0	17.0	3	3	2	0	23	14	10	6	11	4	2	1	70	.329	5	0	0	2	2

(All Games, Sorted by Fielding Pct)

#	PLAYER	C	PO	A	E	DP	FLD%	CSB	SBA	SBA%	CI	PB
19	GASPAROTTO Marta	25	22	3	0	0	1.000	1	0	.000	0	0
22	HOWARD Andrea	17	17	0	0	0	1.000	0	0	0	0	0
12	FAMA Amanda Lynn	9	8	1	0	0	1.000	0	0	0	0	0
14	LONGHI Giulia	9	3	6	0	0	1.000	0	0	0	0	0
15	CECCHETTI Elisa	6	3	3	0	0	1.000	1	0	.000	0	0
3	ROTONDO Alessandra	4	0	4	0	0	1.000	0	0	0	0	0
26	CAROSONE Emily Pat	3	1	2	0	0	1.000	0	0	0	0	0
20	PIANCASTELLI Erika	1	1	0	0	0	1.000	0	0	0	0	0
7	CACCIAMANI Ilaria	1	0	1	0	0	1.000	0	0	0	0	0
18	CECCHETTI Greta	1	0	1	0	0	1.000	0	0	0	0	0
21	VIGNA Laura	1	1	0	0	0	1.000	0	0	0	0	0
4	MARRONE Fabrizia	1	1	0	0	0	1.000	0	0	0	0	0
Totals		78	57	21	0	0	1.000	2	0	.000	0	0
Opponents		66	51	11	4	0	.939	0	5	1.000	0	1

TEAM'S STATS - ESTADÍSTICAS DE EQUIPO
(INCLUDING GAMES 1-12 - INCLUYENDO JUEGOS DEL 1 AL 12)



NETHERLANDS

NED

Overall Statistics for Netherlands (as of Jul 25, 2019)
(All Games, Sorted by Batting Avg)

Record: Tournament: 2-1 / Opening Round: 2-1 / Super Round: -

#	PLAYER	AVG	GP-GS	AB	R	H	2B	3B	HR	RBI	TB	SLG%	BB	HP	SO	GDP	OB%	SF	SH	SB-ATT
18	VONK Britt Agatha	1.000	3-3	4	4	4	1	0	0	0	5	1.250	5	0	0	0	1.000	0	0	2-2
23	VERSLUIS Chantal	.429	3-3	7	1	3	0	1	0	4	5	.714	0	1	0	0	.500	0	0	0-0
11	VAN GURP Soclaina	.400	3-3	5	2	2	0	0	0	1	2	.400	2	0	0	0	.500	1	0	1-1
15	OOSTING E/V TEN TH	.375	3-3	8	1	3	0	0	0	4	3	.375	0	0	1	0	.333	1	0	2-2
17	ANNEVELD Virginie	.300	3-3	10	2	3	2	0	0	3	5	.500	0	0	1	1	.300	0	0	0-0
9	VAN AALST Jessie J	.286	3-3	7	4	2	0	1	0	1	4	.571	1	0	0	0	.375	0	0	1-1
5	VAN DALEN Maxime	.286	3-3	7	1	2	0	0	0	2	2	.286	2	0	1	0	.400	1	0	0-0
20	LIGTVOET Wies	.286	3-3	7	2	2	1	0	0	1	3	.429	0	1	1	0	.375	0	0	1-1
19	VOORTMAN Eva Maria	.250	3-3	4	0	1	0	0	0	1	1	.250	2	0	2	0	.429	1	0	1-1
16	CHARLES Damishah M	.200	3-0	5	3	1	1	0	0	0	2	.400	0	0	0	0	.200	0	0	1-1
6	TUK Karin	.000	1-0	1	0	0	0	0	0	0	0	.000	0	0	1	0	.000	0	0	0-0
25	VAN DER ZANDEN Cin	.000	2-0	1	0	0	0	0	0	0	0	.000	0	0	0	0	.000	0	0	0-0
Totals		.348		66	20	23	5	2	0	17	32	.485	12	2	7	1	.440	4	0	9-9
Opponents		.158		57	6	9	1	0	0	4	10	.175	3	2	20	1	.215	3	1	1-1

(All Games, Sorted by Earned Run Avg)

#	PLAYER	ERA	W-L	SV	IP	G	GS	CG	SHO	H	R	ER	BB	SO	2B	3B	HR	AB	B/Avg	WP	HP	IP	SHA	SFA
14	DE WEERT Ginger Ro	0.00	1-0	0	3.0	1	1	0	0	0	0	0	4	0	0	0	10	.000	0	1	0	0	0	0
10	ANDRINGA Ilona	0.00	1-0	0	5.0	2	1	1	0	0	1	0	7	0	0	0	16	.000	0	0	0	0	0	0
31	SOUMERU Rebecca	1.75	0-0	0	4.0	2	1	0	0	4	2	1	3	4	0	0	15	.267	0	0	0	0	0	1
19	VOORTMAN Eva Maria	1.75	0-1	0	4.0	2	0	0	0	5	3	1	0	5	1	0	16	.313	1	1	0	1	2	2
Totals		0.88	2-1	0	16.0	3	3	1	0	9	6	2	3	20	1	0	57	.158	1	2	0	1	3	3
Opponents		6.53	1-2	0	15.0	3	3	1	0	23	20	14	12	7	5	2	66	.348	2	2	1	0	4	4

(All Games, Sorted by Fielding Pct)

#	PLAYER	C	PO	A	E	DP	FLD%	CSB	SBA	SBA%	CI	PB
15	OOSTING E/V TEN TH	22	20	2	0	0	1.000	0	1	1.000	0	0
5	VAN DALEN Maxime	8	7	1	0	0	1.000	0	0	0	0	0
18	VONK Britt Agatha	3	2	1	0	1	1.000	0	0	0	0	0
20	LIGTVOET Wies	3	3	0	0	0	1.000	0	0	0	0	0
14	DE WEERT Ginger Ro	2	1	1	0	0	1.000	0	0	0	0	0
19	VOORTMAN Eva Maria	2	0	2	0	0	1.000	0	0	0	0	0
6	TUK Karin	2	2	0	0	0	1.000	0	0	0	0	0
25	VAN DER ZANDEN Cin	2	2	0	0	0	1.000	0	0	0	0	0
16	CHARLES Damishah M	1	1	0	0	0	1.000	0	0	0	0	0
17	ANNEVELD Virginie	5	1	3	1	0	.800	0	0	0	0	0
23	VERSLUIS Chantal	5	4	0	1	0	.800	0	0	0	0	0
11	VAN GURP Soclaina	9	5	2	2	1	.778	0	0	0	0	0
31	SOUMERU Rebecca	1	0	0	1	0	.000	0	0	0	0	0
10	ANDRINGA Ilona	1	0	0	1	0	.000	0	0	0	0	0
Totals		66	48	12	6	1	.909	0	1	1.000	0	0
Opponents		64	45	14	5	1	.922	0	9	1.000	0	1

TEAM'S STATS - ESTADÍSTICAS DE EQUIPO
(INCLUDING GAMES 1-12 - INCLUYENDO JUEGOS DEL 1 AL 12)



SOUTH AFRICA

RSA

Overall Statistics for South Africa (as of Jul 25, 2019)
(All Games, Sorted by Batting Avg)

Record: Tournament: 0-3 / Opening Round: 0-3 / : -

#	PLAYER	AVG	GP-GS	AB	R	H	2B	3B	HR	RBI	TB	SLG%	BB	HP	SO	GDP	OB%	SF	SH	SB-ATT
66	HERMAN Elri	.250	3-3	4	0	1	0	0	0	0	1	.250	1	0	1	0	.400	0	0	0-0
13	MALEBANA Thandi Ma	.200	3-3	5	0	1	0	0	0	0	1	.200	0	0	1	0	.200	0	0	0-0
26	BISSCHOFF Elizabet	.143	3-3	7	0	1	1	0	0	0	2	.286	0	0	1	0	.143	0	0	0-0
5	BESTER Wilmadi	.143	3-3	7	1	1	1	0	0	0	2	.286	0	0	1	0	.143	0	0	0-0
12	ERASMUS Lisa Kim	.000	2-2	4	0	0	0	0	0	0	0	.000	0	0	1	0	.000	0	0	0-0
63	MOLOMO Makgorane C	.000	3-2	4	0	0	0	0	0	0	0	.000	0	0	1	0	.000	0	0	0-0
18	GROBLER Nicolene	.000	2-2	3	0	0	0	0	0	0	0	.000	0	0	2	0	.000	0	0	0-0
10	MABUZA Nomza	.000	1-1	1	0	0	0	0	0	0	0	.000	0	0	1	0	.000	0	0	0-0
22	LARNEY Ammaarah	.000	3-3	5	0	0	0	0	0	0	0	.000	1	0	1	0	.167	0	0	0-0
15	KALPENS Cassandra	.000	1-1	1	0	0	0	0	0	0	0	.000	0	0	0	0	.000	0	0	0-0
4	VAN DER MERWE Mari	.000	3-1	2	0	0	0	0	0	0	0	.000	0	0	1	0	.000	0	0	0-0
81	BOOYENS Amanda	.000	3-3	2	0	0	0	0	0	0	0	.000	0	0	1	0	.000	0	0	0-0
3	DE BEER Nushka	.000	4-1	2	0	0	0	0	0	0	0	.000	0	0	0	0	.000	0	0	0-0
Totals		.85		47	1	4	2	0	0	0	6	.128	2	0	12	0	.122	0	0	0-0
Opponents		.507		67	31	34	10	1	0	27	46	.687	12	1	3	0	.566	3	1	7-7

(All Games, Sorted by Earned Run Avg)

#	PLAYER	ERA	W-L	SV	IP	G	GS	CG	SHO	H	R	ER	BB	SO	2B	3B	HR	AB	B/Avg	WP	HP	IP	SHA	SFA
3	DE BEER Nushka	7.00	0-1	0	6.0	2	1	0	0	12	8	6	3	1	7	0	0	30	.400	0	0	2	1	0
70	RHODA Grivonne	12.25	0-1	0	4.0	2	1	0	0	6	8	7	4	1	0	0	0	16	.375	1	0	0	0	1
4	VAN DER MERWE Mari	24.50	0-0	0	2.0	1	0	0	0	8	7	7	5	1	2	0	0	13	.615	5	1	0	0	1
1	FORTUNE Chesterney	168.00	0-1	0	0.1	1	1	0	0	8	8	8	0	0	1	1	0	8	.1000	2	0	0	0	1
Totals		15.89	0-3	0	12.1	3	3	0	0	34	31	28	12	3	10	1	0	67	.507	8	1	2	1	3
Opponents		0.00	3-0	0	14.0	3	3	2	1	4	1	0	2	12	2	0	0	47	.085	0	0	0	0	0

(All Games, Sorted by Fielding Pct)

#	PLAYER	C	PO	A	E	DP	FLD%	CSB	SBA	SBA%	CI	PB
5	BESTER Wilmadi	7	7	0	0	0	1.000	0	0	0	0	0
22	LARNEY Ammaarah	6	5	1	0	0	1.000	0	0	0	0	0
66	HERMAN Elri	5	0	5	0	0	1.000	0	0	0	0	0
63	MOLOMO Makgorane C	4	4	0	0	0	1.000	0	0	0	0	0
26	BISSCHOFF Elizabet	4	3	1	0	0	1.000	0	0	0	0	0
3	DE BEER Nushka	4	1	3	0	0	1.000	0	0	0	0	0
18	GROBLER Nicolene	3	3	0	0	0	1.000	0	5	1.000	0	0
12	ERASMUS Lisa Kim	2	1	1	0	0	1.000	0	0	0	0	0
10	MABUZA Nomza	2	1	1	0	0	1.000	0	2	1.000	0	1
70	RHODA Grivonne	2	1	1	0	0	1.000	0	0	0	0	0
4	VAN DER MERWE Mari	1	0	1	0	0	1.000	0	0	0	0	0
13	MALEBANA Thandi Ma	13	11	1	1	0	.923	0	0	0	0	0
Totals		53	37	15	1	0	.981	0	7	1.000	0	1
Opponents		52	42	9	1	0	.981	0	0	0	0	0

TEAM'S STATS - ESTADÍSTICAS DE EQUIPO
(INCLUDING GAMES 1-12 - INCLUYENDO JUEGOS DEL 1 AL 12)



SPAIN

ESP

Overall Statistics for Spain (as of Jul 25, 2019)
(All Games, Sorted by Batting Avg)

Record: Tournament: 1-2 / Opening Round: 1-2 / : -

#	PLAYER	AVG	GP-GS	AB	R	H	2B	3B	HR	RBI	TB	SLG%	BB	HP	SO	GDP	OB%	SF	SH	SB-ATT
21	MONCHO VARELA Raqu	.429	3-3	7	1	3	2	0	0	4	5	.714	0	0	0	0	.375	1	0	0-0
15	MODREGO LOPEZ Uxua	.333	3-3	9	2	3	0	0	0	2	3	.333	0	0	2	0	.333	0	0	2-2
17	BLESA Meritxell	.333	3-3	6	1	2	0	0	0	0	2	.333	0	2	0	0	.500	0	1	0-0
4	SEGURA GIMENEZ Car	.286	3-3	7	2	2	0	0	0	0	2	.286	2	0	0	0	.444	0	0	0-0
7	MORBELLI PEREYRA P	.200	2-2	5	0	1	0	0	0	0	1	.200	0	0	1	0	.200	0	0	1-1
12	ALVAREZ URQUIZU Es	.167	3-3	6	0	1	0	0	0	0	1	.167	2	0	0	0	.375	0	0	0-0
13	CAICOYA RODRIGUEZ	.143	3-3	7	0	1	1	0	0	1	2	.286	0	0	2	0	.143	0	0	0-0
1	GARCIA CABEDO Cand	.111	3-3	9	1	1	0	0	0	0	1	.111	0	0	2	0	.111	0	0	1-1
22	PAREJO ALONSO Beat	.000	2-1	3	0	0	0	0	0	0	0	.000	0	0	1	0	.000	0	0	0-0
2	CARRERA CARCIA Reb	.000	2-2	5	0	0	0	0	0	0	0	.000	0	0	0	0	.000	0	1	0-0
18	SOBRINO MEGIAS Ann	.000	2-2	1	0	0	0	0	0	0	0	.000	0	0	1	0	.000	0	0	0-0
20	JONAS LLAURADO Ros	.000	1-0	1	0	0	0	0	0	0	0	.000	0	0	1	0	.000	0	0	0-0
Totals		.212		66	7	14	3	0	0	7	17	.258	4	2	10	0	.274	1	2	4-4
Opponents		.314		70	16	22	4	2	2	15	36	.514	11	2	8	0	.398	5	1	6-6

(All Games, Sorted by Earned Run Avg)

#	PLAYER	ERA	W-L	SV	IP	G	GS	CG	SHO	H	R	ER	BB	SO	2B	3B	HR	AB	B/Avg	WP	HP	IP	SHA	SFA
16	BARANDIARAN GARCIA	3.09	1-1	0	11.1	3	2	1	1	11	8	5	4	6	2	0	1	43	.256	1	1	1	0	3
11	ALONSO GALLARDO Be	4.20	0-0	0	1.2	2	0	0	0	3	1	1	1	1	1	0	0	7	.429	1	0	0	0	1
22	PAREJO ALONSO Beat	10.50	0-1	0	4.2	2	1	0	0	8	7	7	6	1	1	2	1	20	.400	1	1	0	1	1
Totals		5.15	1-2	0	17.2	3	3	1	1	22	16	13	11	8	4	2	2	70	.314	3	2	1	1	5
Opponents		1.56	2-1	0	18.0	3	3	0	0	14	7	4	4	10	3	0	0	66	.212	1	2	3	2	1

(All Games, Sorted by Fielding Pct)

#	PLAYER	C	PO	A	E	DP	FLD%	CSB	SBA	SBA%	CI	PB
12	ALVAREZ URQUIZU Es	11	10	1	0	0	1.000	0	0	0	0	0
2	CARRERA CARCIA Reb	8	8	0	0	0	1.000	0	0	0	0	1
17	BLESA Meritxell	8	7	1	0	0	1.000	0	0	0	0	0
13	CAICOYA RODRIGUEZ	8	8	0	0	0	1.000	0	0	0	0	0
15	MODREGO LOPEZ Uxua	8	8	0	0	0	1.000	0	0	0	0	0
21	MONCHO VARELA Raqu	6	2	4	0	0	1.000	0	0	0	0	0
16	BARANDIARAN GARCIA	4	1	3	0	0	1.000	0	0	0	0	0
22	PAREJO ALONSO Beat	4	2	2	0	0	1.000	0	0	0	0	0
1	GARCIA CABEDO Cand	1	1	0	0	0	1.000	0	0	0	0	0
7	MORBELLI PEREYRA P	1	1	0	0	0	1.000	0	0	0	0	0
4	SEGURA GIMENEZ Car	8	3	4	1	0	.875	0	0	0	0	0
18	SOBRINO MEGIAS Ann	3	2	0	1	0	.667	0	6	1.000	0	0
Totals		70	53	15	2	0	.971	0	6	1.000	0	1
Opponents		76	54	20	2	0	.974	0	4	1.000	0	1

TECHNICAL APPOINTMENTS – DESIGNACIONES TÉCNICAS

#	Hour <i>Hora</i>	Away Team <i>Equipo Visitante</i>	Home Team <i>Equipo Local</i>		UMPIRES	SCORERS	TECHNICAL COMM.
13	16:00	Czech Republic	Great Britain	HP	Galip Soenmez GER	Pablo Carpio ESP	Anna Battigelli ITA
Sportpark de Paperclip				1B	Mariana Prins NED	Marco Travagli ITA	Gary Skjerven CAN
				2B	Gianluca Magnani ITA	Marco Stoovelaar NED	
				3B	Abel Mataboge BOT		
				CO	Jan Hora CZE		

#	Hour <i>Hora</i>	Away Team <i>Equipo Visitante</i>	Home Team <i>Equipo Local</i>		UMPIRES	SCORERS	TECHNICAL COMM.
14	19:00	Netherlands	Italy	HP	Thomas Lohnert GER	Fuka Nakamura JPN	Mario Debono MLT
Sportpark de Paperclip				1B	Megan Hylton GER	Gabriele Hardinger AUT	Don Bracey CAN
				2B	Michal Zidek CZE	Stefan Slinger NED	
				3B	Jens Jakobsen DEN		
				CO	Sipho Mothobuka RSA		

ABBREVIATIONS – ABREVIATURAS (IN ALPHABETICAL ORDER – EN ORDEN ALFABÉTICO)

HITTING – OFENSIVA			PITCHING – PITCHEO		
2B	Doubles	Dobles	2B	Doubles allowed	Dobles permitidos
3B	Triples	Triples	3B	Triples allowed	Triples permitidos
AB	At bats	Veces al bate	AB	At bats	Veces al bate
AVG	Batting average	Average de bateo	B/Avg	Opponent batting average	Average de bateo de los oponentes
BB	Base on balls	Base por bolas	BK	Balk	Balk
GDP	Grounded into double plays	Batazo para Doble Play	BB	Base on balls allowed	Bases por bolas concedidas
G	Games played	Juegos jugados	CG	Complete games	Juegos completo
H	Hits	Hits conectados	ER	Earned runs allowed	Carreras limpias permitidas
HP	Hit by pitch	Golpeado por el lanzador	ERA	Earned run average	Promedio de efectividad
HR	Homeruns	Cuadrangulares	IBB	Intentional base on balls allowed	Bases por bolas intencionales
IBB	Intentional base on balls	Base por bolas intencional	GP	Games pitched	Juegos lanzados
OB%	On base percentage	Promedio de embasado	GS	Games started	Juegos Iniciados
R	Runs scored	Carreras anotadas	H	Hits allowed	Hits permitidos
RBI	Runs batted in	Carreras impulsadas	HP	Hit by pitch	Golpeados por el lanzamiento
SB / ATT	Stolen bases / SB attempts	Bases Robadas / Intentos de robo	HR	Home runs allowed	Cuadrangulares permitidos
SF	Sacrifice flies	Sacrificio Fly	IP	Innings played	Entradas lanzadas
SH	Sacrifice hits	Toque de sacrificio	R	Runs allowed	Carreras permitidas
SLG%	Slugging percentage	Average de slugging	SO	Strikeouts	Ponches propinados
SO	Strikeouts	Ponches	SFA	Sacrifice flies allowed	Sacrificios fly permitidos
TB	Total bases	Total de bases alcanzadas por hit	SHA	Sacrifice hits allowed	Toques de sacrificio permitidos
			SHO	Shutouts / Combination shutouts	Blanqueos / Blanqueos combinados
			SV	Saves	Juegos salvados
			W-L	Wins/Losses	Juegos ganados/Perdidos
			WP	Wild pitches	Wild pitches

FIELDING – DEFENSA		
A	Assists	Asistencias
C	Chances	Total de lances
CI	Catcher's interference	Interferencia del receptor
CSB	Caught stealing (by pitcher and catcher)	Atrapado robando (del lanzador y del receptor)
DP	Double plays participated in	Participaciones en doble play
E	Errors	Errores
FLD%	Fielding percentage	Promedio de defensa
PB	Passed balls (catcher)	Passed ball (receptor)
PO	Putouts	Outs (Eliminaciones)
SBA	Stolen bases allowed (pitcher and catcher)	Robos permitidos (lanzador y receptor)
SBA%	Stolen bases against percentage (pitcher and catcher)	Promedio de robos permitidos (lanzador y receptor)