



WBSC

2-17 NOVEMBER 2019







13th NOVEMBER/NOVIEMBRE 2019

DAILY REPORT 12



OPENING ROUND – RONDA DE APERTURA

STANDINGS – POSICIÓN DE EQUIPOS





GROUP A – GRUPO A (MEXICO)

RK	TEAM – EQUIPO	GP	W	L	AVG	GB
1	 MEXICO	3	3	0	1.000	-
2	 USA	3	2	1	.667	1.0
3	 DOMINICAN REPUBLIC	3	1	2	.333	2.0
4	 NETHERLANDS	3	0	3	.000	3.0

GROUP B – GRUPO B (CHINESE TAIPEI)

RK	TEAM – EQUIPO	GP	W	L	AVG	GB
1	 JAPAN	3	3	0	1.000	-
2	 CHINESE TAIPEI	3	2	1	.667	1.0
3	 VENEZUELA	3	1	2	.333	2.0
4	 PUERTO RICO	3	0	3	.000	3.0

GROUP C – GRUPO C (KOREA)

RK	TEAM – EQUIPO	GP	W	L	AVG	GB
1	 KOREA	3	3	0	1.000	-
2	 AUSTRALIA	3	1	2	.333	2.0
3	 CANADA	3	1	2	.333	2.0
4	 CUBA	3	1	2	.333	2.0

The Teams are placed according the Tournament Regulations for the WBSC.

Los equipos son ordenados en atención a los Reglamentos Oficiales de la WBSC.

OPENING ROUND – RONDA DE APERTURA

SCHEDULE AND RESULTS – CALENDARIO Y RESULTADOS

GROUP A – GRUPO A (MEXICO)	GROUP B – GRUPO B (CHINESE TAIPEI)	GROUP C – GRUPO C (KOREA)
DOMINICAN REPUBLIC	JAPAN	AUSTRALIA
MEXICO	PUERTO RICO	CANADA
NETHERLANDS	CHINESE TAIPEI	CUBA
USA	VENEZUELA	KOREA

SATURDAY NOVEMBER 2 – SÁBADO 2 DE NOVIEMBRE, 2019

#	Hour Hora	Stadium Campo	Group Grupo	Away Team Equipo Visitante	Home Team Equipo Local	Score	Inn
1	12:00	GUADALAJARA	A	NETHERLANDS	USA	0-9	
2	19:00	GUADALAJARA	A	DOMINICAN REPUBLIC	MEXICO	1-6	6

SUNDAY NOVEMBER 3 – DOMINGO 3 DE NOVIEMBRE, 2019

#	Hour Hora	Stadium Campo	Group Grupo	Away Team Equipo Visitante	Home Team Equipo Local	Score	Inn
3	12:00	GUADALAJARA	A	DOMINICAN REPUBLIC	NETHERLANDS	14-4	7
4	19:00	GUADALAJARA	A	MEXICO	USA	8-2	

MONDAY NOVEMBER 4 – LUNES 4 DE NOVIEMBRE, 2019

#	Hour Hora	Stadium Campo	Group Grupo	Away Team Equipo Visitante	Home Team Equipo Local	Score	Inn
5	19:00	GUADALAJARA	A	USA	DOMINICAN REPUBLIC	10-8	

TUESDAY NOVEMBER 5 – MARTES 5 DE NOVIEMBRE, 2019

#	Hour Hora	Stadium Campo	Group Grupo	Away Team Equipo Visitante	Home Team Equipo Local	Score	Inn
6	19:00	GUADALAJARA	A	NETHERLANDS	MEXICO	2-10	
7	18:00	TAOYUAN	B	VENEZUELA	JAPAN	4-8	
8	18:30	TAICHUNG	B	PUERTO RICO	CHINESE TAIPEI	1-6	

Local time in each country / Hora local en cada país.

OPENING ROUND – RONDA DE APERTURA

SCHEDULE AND RESULTS – CALENDARIO Y RESULTADOS





WEDNESDAY NOVEMBER 6 – MIÉRCOLES 6 DE NOVIEMBRE, 2019

#	Hour Hora	Stadium Campo	Group Grupo	Away Team Equipo Visitante	Home Team Equipo Local	Score	Inn
9	18:00	TAOYUAN	B	 PUERTO RICO	 JAPAN	0-4	
10	18:30	TAICHUNG	B	 CHINESE TAIPEI	 VENEZUELA	3-0	
13	12:00	SEOUL	C	 CANADA	 CUBA	3-0	
14	19:00	SEOUL	C	 AUSTRALIA	 KOREA	0-5	

THURSDAY NOVEMBER 7 – JUEVES 7 DE NOVIEMBRE, 2019

#	Hour Hora	Stadium Campo	Group Grupo	Away Team Equipo Visitante	Home Team Equipo Local	Score	Inn
11	12:00	TAICHUNG	B	 VENEZUELA	 PUERTO RICO	7-1	
12	18:30	TAICHUNG	B	 JAPAN	 CHINESE TAIPEI	8-1	
15	12:00	SEOUL	C	 AUSTRALIA	 CUBA	2-3	10
16	19:00	SEOUL	C	 KOREA	 CANADA	3-1	

FRIDAY NOVEMBER 8 – VIERNES 8 DE NOVIEMBRE, 2019

#	Hour Hora	Stadium Campo	Group Grupo	Away Team Equipo Visitante	Home Team Equipo Local	Score	Inn
17	12:00	SEOUL	C	 CANADA	 AUSTRALIA	1-3	
18	19:00	SEOUL	C	 CUBA	 KOREA	0-7	

Local time in each country / Hora local en cada país.

SUPER ROUND – SUPER RONDA

STANDINGS – POSICIÓN DE EQUIPOS

SUPER ROUND – SUPER RONDA (JAPAN)

RK	TEAM – EQUIPO	GP	W	L	AVG	GB
1	 JAPAN	4	3	1	.750	-
1	 MEXICO	4	3	1	.750	-
3	 KOREA	3	2	1	.667	0.5
4	 CHINESE TAIPEI	3	1	2	.333	1.5
5	 AUSTRALIA	4	1	3	.250	2.0
5	 USA	4	1	3	.250	2.0

The Teams are placed according the Tournament Regulations for the WBSWC.

Los equipos son ordenados en atención a los Reglamentos Oficiales de la WBSWC.

SUPER ROUND – SUPER RONDA

SCHEDULE AND RESULTS – CALENDARIO Y RESULTADOS

SUPER ROUND – SUPER RONDA (JAPAN)

1A MEXICO

1B JAPAN

1C KOREA

2A USA

2B CHINESE TAIPEI

2C AUSTRALIA

SUNDAY NOVEMBER 3 – DOMINGO 3 DE NOVIEMBRE, 2019

#	Hour Hora	Stadium Campo	Group Grupo	Away Team Equipo Visitante	Home Team Equipo Local	Score	Inn
4	19:00	GUADALAJARA	A	MEXICO	USA	8-2	

WEDNESDAY NOVEMBER 6 – MIÉRCOLES 6 DE NOVIEMBRE, 2019

#	Hour Hora	Stadium Campo	Group Grupo	Away Team Equipo Visitante	Home Team Equipo Local	Score	Inn
14	19:00	SEOUL	C	AUSTRALIA	KOREA	0-5	

THURSDAY NOVEMBER 7 – JUEVES 7 DE NOVIEMBRE, 2019

#	Hour Hora	Stadium Campo	Group Grupo	Away Team Equipo Visitante	Home Team Equipo Local	Score	Inn
12	18:30	TAICHUNG	B	JAPAN	CHINESE TAIPEI	8-1	

MONDAY NOVEMBER 11 – LUNES 11 DE NOVIEMBRE, 2019

#	Hour Hora	Stadium Campo	Group Grupo	Away Team Equipo Visitante	Home Team Equipo Local	Score	Inn
19	12:00	ZOZO Marine, Chiba	SR	CHINESE TAIPEI	MEXICO	0-2	
20	19:00	ZOZO Marine, Chiba	SR	AUSTRALIA	JAPAN	2-3	
21	19:00	Tokyo Dome	SR	USA	KOREA	1-5	

Local time in Japan/ Hora local en Japón

SUPER ROUND – SUPER RONDA

SCHEDULE AND RESULTS – CALENDARIO Y RESULTADOS

TUESDAY NOVEMBER 12 – MARTES 12 DE NOVIEMBRE, 2019

#	Hour Hora	Stadium Campo	Group Grupo	Away Team Equipo Visitante	Home Team Equipo Local	Score	Inn
22	12:00	Tokyo Dome	SR	 AUSTRALIA	 MEXICO	0-3	
23	19:00	ZOZO Marine, Chiba	SR	 CHINESE TAIPEI	 KOREA	7-0	
24	19:00	Tokyo Dome	SR	 USA	 JAPAN	4-3	

WEDNESDAY NOVEMBER 13 – MIÉRCOLES DE NOVIEMBRE, 2019

#	Hour Hora	Stadium Campo	Group Grupo	Away Team Equipo Visitante	Home Team Equipo Local	Score	Inn
25	12:00	Tokyo Dome	SR	 AUSTRALIA	 USA	2-1	
26	19:00	Tokyo Dome	SR	 MEXICO	 JAPAN	1-3	



FRIDAY NOVEMBER 15 – VIERNES 15 DE NOVIEMBRE, 2019

#	Hour Hora	Stadium Campo	Group Grupo	Away Team Equipo Visitante	Home Team Equipo Local	Score	Inn
27	12:00	Tokyo Dome	SR	 CHINESE TAIPEI	 USA		
28	19:00	Tokyo Dome	SR	 MEXICO	 KOREA		

SATURDAY NOVEMBER 16 – SÁBADO 16 DE NOVIEMBRE, 2019

#	Hour Hora	Stadium Campo	Group Grupo	Away Team Equipo Visitante	Home Team Equipo Local	Score	Inn
29	12:00	Tokyo Dome	SR	 AUSTRALIA	 CHINESE TAIPEI		
30	19:00	Tokyo Dome	SR	 KOREA	 JAPAN		

SUNDAY NOVEMBER 17 – DOMINGO 17 DE NOVIEMBRE, 2019

#	Hour Hora	Stadium Campo	Group Grupo	Away Team Equipo Visitante	Home Team Equipo Local	Score	Inn
31	12:00	Tokyo Dome	 BRONZE	4th Place afterSR	3rd Place afterSR		
32	19:00	Tokyo Dome	 GOLD	2nd Place afterSR	1st Place afterSR		

Local time in Japan/ Hora local en Japón

GAME SUMMARY - RESULTADO DEL JUEGO 25



AUSTRALIA – USA



Australia 2, United States 1
Nov 13, 2019 at JPN, Tokyo Dome

```
-----
Australia.....200 000 000 - 2 5 0 (2-4)
United States.....000 000 010 - 1 4 1 (3-3)
-----
```

Pitchers: Australia - ATHERTON Timothy, MOYLAN Peter, SEARLE Ryan, KENNEDY Jon
United States - HOUCK Tanner, TILLO Daniel, SONG Noah, MILLS Wyatt, DICKSON Brandon

Win: ATHERTON Timothy (1-1)
Loss: HOUCK Tanner (0-2)
Save: KENNEDY Jon (1)
Homeruns: United States: PAYTON Mark

Attendance: 2149 Start: 12:01 Time: 2:45 Weather: Dome, 18°C

Umpires: HP-DEL PUERTO Jose (MEX), 1B-ROBERTS Aaron (CAN),
2B-SHIMATA Tetsuya (JPN), 3B-LEE Ki Joong (KOR)
Scorers: CHAN Cindy (HKG), MOLONEY Jennie (AUS), NAKAMURA Fuka (JPN),
TC: GUILIZZONI Giuseppe (ITA), ASO Koji (JPN), BURGOS Enrique (PAN)

GAME SUMMARY - RESULTADO DEL JUEGO 26



MEXICO – JAPAN



Japan 3, Mexico 1
Nov 13, 2019 at JPN Tokyo Dome

```
-----
Mexico.....000 100 000 - 1 1 0 (5-1)
Japan.....210 000 00X - 3 9 1 (5-1)
-----
```

Pitchers: Mexico - RAMIREZ Horacio, GONZALEZ Felipe, RIOS Jesus, CRUZ Jesus,
BERNARDINO Brennan, CASTELLANOS Humberto
Japan - IMANAGA Shota, KAINO Hiroshi, YAMAMOTO Yoshinobu, YAMASAKI Yasuaki

Win: IMANAGA Shota (1-0)
Loss: RAMIREZ Horacio (0-1)
Save: YAMASAKI Yasuaki (2)

Homeruns: Mexico: JONES Jonathan

Attendance: 31776 Start: 19:05 Time: 3:01 Weather: Dome, 20°C

Umpires: HP-POLANCO Domingo (DOM), 1B-MACIAS Jeffrey Scott (USA),
2B-GREGSON Ray (USA), 3B-SILVA Saiya (VEN)
Scorers: CARPIO Pablo (ESP), SANTOS Susana (ESP), ZACCARIA Fabio (ITA),
TC: CALIENDO Peter (USA), MEDINA Pedro (CUB), SANTIAGO George (PUR)

TEAM'S STATS – ESTADÍSTICAS DE EQUIPO

(INCLUDING GAMES 1-26 – INCLUYENDO PARTIDOS DEL 1 AL 26)



AUSTRALIA

AUS

(All Games, Sorted by Batting Avg)

Record: Tournament: 2-4 / Opening Round: 1-2 / Super Round: 1-2

#	PLAYER	AVG	GP-GS	AB	R	H	2B	3B	HR	RBI	TB	SLG%	BB	HP	SO	GDP	OB%	SF	SH	SB-ATT
6	GLENDINNING Robert	.263	6-6	19	3	5	0	0	0	1	5	.263	4	0	7	0	.375	1	0	0-0
2	WHITEFIELD Aaron J	.238	6-6	21	1	5	0	1	0	2	7	.333	1	0	6	0	.273	0	0	1-1
23	KENNELLY Timothy J	.217	6-6	23	3	5	1	0	1	2	9	.391	1	0	6	0	.250	0	0	0-0
9	PERKINS Robert Rya	.200	4-2	5	0	1	1	0	0	0	2	.400	0	0	3	0	.200	0	0	0-0
4	WADE Logan Gregory	.174	6-6	23	0	4	0	1	0	3	6	.261	0	0	5	0	.174	0	0	0-0
7	GEORGE Darryl Roy	.167	6-6	18	1	3	1	0	0	0	4	.222	1	0	5	0	.211	0	0	0-0
17	CAMPBELL Andrew Th	.118	5-4	17	1	2	1	0	0	0	3	.176	0	0	3	0	.118	0	0	0-0
39	NILSSON Mitchell C	.095	6-6	21	0	2	1	0	0	1	3	.143	1	0	13	0	.136	0	0	0-0
8	D'ANTONIO Trent Mi	.000	1-0	1	0	0	0	0	0	0	0	.000	0	0	0	0	.000	0	0	0-0
29	KANDILAS David Nic	.000	3-2	6	0	0	0	0	0	0	0	.000	0	0	0	0	.000	0	0	0-0
43	SUTHERLAND David A	.000	5-4	13	0	0	0	0	0	0	0	.000	0	0	3	0	.000	0	0	0-0
24	BATTAGLIA Ryan Joh	.000	3-3	3	0	0	0	0	0	0	0	.000	0	0	3	0	.000	0	0	0-0
16	HUGHES Luke Trevor	.000	3-2	6	0	0	0	0	0	0	0	.000	1	0	2	0	.143	0	0	0-0
22	DUTTON Wade Anthon	.000	3-0	2	0	0	0	0	0	0	0	.000	0	0	2	0	.000	0	1	0-0
11	DE SAN MIGUEL Alla	.000	6-1	9	0	0	0	0	0	0	0	.000	0	0	5	0	.000	0	0	0-0
Totals		.144		187	9	27	5	2	1	9	39	.209	9	0	63	0	.183	1	1	1-1
Opponents		.192		182	16	35	8	0	4	15	55	.302	29	3	42	3	.312	1	3	4-6

(All Games, Sorted by Earned Run Avg)

#	PLAYER	ERA	W-L	SV	IP	G	GS	CG	SHO	H	R	ER	BB	SO	2B	3B	HR	AB	B/Avg	WP	HP	BK	IBB	SHA	SFA	
34	STREET Samuel Jame	0.00	0-0	0	0.0	1	0	0	0	0	1	1	2	0	0	0	0	0	.NAN	0	2	0	0	0	0	
13	TOLS Joshua Peter	0.00	0-1	0	1.2	3	0	0	0	0	2	0	3	2	0	0	0	4	.000	0	0	0	0	0	2	0
47	MOYLAN Peter Micha	0.00	0-0	0	4.2	3	0	0	0	5	0	0	2	3	0	0	0	17	.294	0	0	0	0	0	1	0
64	SCHMIDT Daniel Joh	0.00	0-0	0	0.2	2	0	0	0	0	0	0	1	0	0	0	0	2	.000	0	0	0	0	0	0	0
40	HOLLAND Samuel Jos	0.00	0-0	0	2.1	2	0	0	0	1	0	0	1	1	0	0	0	8	.125	0	0	0	0	0	0	0
44	SEARLE Ryan Gregor	1.93	0-0	1	4.2	3	0	0	0	6	1	1	2	3	0	0	1	20	.300	1	0	0	0	0	0	0
26	WILKINS Luke James	2.08	0-0	0	4.1	4	0	0	0	1	1	1	1	5	0	0	0	13	.077	0	0	0	0	0	0	1
28	RUZIC Dushan	2.25	0-0	0	4.0	1	1	0	0	2	1	1	0	3	0	0	1	14	.143	0	0	0	0	0	0	0
21	VAN STEENSEL Todd	2.25	0-0	0	4.0	2	0	0	0	3	1	1	5	4	0	0	0	14	.214	1	0	0	0	0	0	0
25	KENT Steven John	2.45	0-0	0	7.1	3	0	0	0	6	3	2	2	8	2	0	1	27	.222	0	0	0	0	0	0	0
37	ATHERTON Timothy I	3.00	1-1	0	9.0	3	3	0	0	7	3	3	3	5	4	0	0	33	.212	0	1	0	0	0	0	0
55	KENNEDY Jon Robert	3.00	1-1	1	3.0	3	0	0	0	1	1	1	4	1	1	0	0	9	.111	0	0	0	0	1	0	0
27	GUYER Joshua Alexa	4.50	0-1	0	6.0	2	2	0	0	3	3	3	3	7	1	0	1	21	.143	0	0	0	0	0	0	0
Totals		2.44	2-4	2	51.2	6	6	0	0	35	17	14	29	42	8	0	4	182	.192	2	3	0	0	1	3	1
Opponents		1.50	4-2	2	54.0	6	6	0	0	27	9	9	9	63	5	2	1	187	.144	2	0	0	0	0	1	1

(All Games, Sorted by Fielding Pct)

#	PLAYER	C	PO	A	E	DP	FLD%	CSB	SBA	SBA%	CI	PB
43	SUTHERLAND David A	28	28	0	0	2	1.000	0	0	0	0	0
11	DE SAN MIGUEL Alla	24	23	1	0	0	1.000	1	4	.800	0	0
6	GLENDINNING Robert	22	9	13	0	1	1.000	0	0	0	0	0
2	WHITEFIELD Aaron J	21	21	0	0	0	1.000	0	0	0	0	0
7	GEORGE Darryl Roy	16	5	11	0	0	1.000	0	0	0	0	0
9	PERKINS Robert Rya	14	13	1	0	0	1.000	1	0	.000	0	0
23	KENNELLY Timothy J	11	11	0	0	0	1.000	0	0	0	0	0
29	KANDILAS David Nic	6	6	0	0	0	1.000	0	0	0	0	0
24	BATTAGLIA Ryan Joh	6	6	0	0	0	1.000	0	0	0	0	0
17	CAMPBELL Andrew Th	4	4	0	0	0	1.000	0	0	0	0	0
47	MOYLAN Peter Micha	3	0	3	0	0	1.000	0	0	0	0	0
27	GUYER Joshua Alexa	2	0	2	0	0	1.000	0	0	0	0	0
55	KENNEDY Jon Robert	2	0	2	0	1	1.000	0	0	0	0	0
25	KENT Steven John	1	1	0	0	0	1.000	0	0	0	0	0
28	RUZIC Dushan	1	0	1	0	0	1.000	0	0	0	0	0
40	HOLLAND Samuel Jos	1	1	0	0	0	1.000	0	0	0	0	0
22	DUTTON Wade Anthon	1	0	1	0	0	1.000	0	0	0	0	0
4	WADE Logan Gregory	30	15	14	1	3	.967	0	0	0	0	0
16	HUGHES Luke Trevor	14	12	1	1	1	.929	0	0	0	0	0
26	WILKINS Luke James	1	0	0	1	0	.000	0	0	0	0	0
Totals		208	155	50	3	3	.986	2	4	.667	0	0
Opponents		216	162	52	2	1	.991	0	1	1.000	0	0

TEAM'S STATS – ESTADÍSTICAS DE EQUIPO

(INCLUDING GAMES 1-26 – INCLUYENDO PARTIDOS DEL 1 AL 26)



JAPAN

JPN

(All Games, Sorted by Batting Avg)

Record: Tournament: 5-1 / Opening Round: 3-0 / Super Round: 2-1

#	PLAYER	AVG	GP-GS	AB	R	H	2B	3B	HR	RBI	TB	SLG%	BB	HP	SO	GDP	OB%	SF	SH	SB-ATT
51	SUZUKI Seiya	.476	6-6	21	8	10	2	2	3	11	25	1.190	3	1	3	0	.538	1	0	2-3
2	GENDA Sosuke	.400	3-1	5	1	2	0	1	0	4	4	.800	0	0	0	0	.400	0	0	0-0
3	ASAMURA Hideto	.353	5-5	17	0	6	2	0	0	4	8	.471	3	0	4	0	.450	0	0	0-0
4	KIKUCHI Ryohsuke	.316	5-5	19	4	6	1	0	0	2	7	.368	1	0	2	1	.350	0	1	0-0
6	SAKAMOTO Hayato	.300	5-5	20	3	6	0	0	0	1	6	.300	0	0	7	0	.300	0	0	1-1
5	TONOSAKI Shuta	.286	3-2	7	0	2	0	0	0	0	2	.286	2	0	3	0	.444	0	0	0-0
8	KONDO Kensuke	.235	6-6	17	4	4	1	0	0	2	5	.294	9	0	7	0	.500	0	0	0-0
27	AIZAWA Tsubasa	.182	5-2	11	1	2	0	0	0	0	2	.182	3	0	3	0	.357	0	0	0-0
7	MATSUDA Nobuhiro	.150	6-5	20	0	3	0	0	0	0	3	.150	0	0	2	0	.150	0	0	0-0
9	MARU Yoshihiro	.150	6-6	20	1	3	2	0	0	2	5	.250	4	0	4	1	.292	0	2	0-0
34	YOSHIDA Masataka	.133	4-4	15	1	2	0	0	0	1	2	.133	1	0	0	0	.188	0	0	0-0
1	YAMADA Tetsuto	.071	6-3	14	2	1	0	0	0	1	1	.71	4	0	3	0	.278	0	0	0-0
62	KAI Takuya	.000	3-2	5	0	0	0	0	0	0	0	.000	0	0	0	0	.000	0	0	0-0
23	SHUTO Ukyo	.000	6-0	0	3	0	0	0	0	0	0	.000	0	0	0	0	.000	0	0	4-4
10	KOBAYASHI Seiji	.000	2-2	2	1	0	0	0	0	0	0	.000	1	0	0	0	.333	0	0	0-0
Totals		.244		193	29	47	8	3	3	28	70	.363	31	1	38	2	.350	1	3	7-8
Opponents		.212		203	12	43	8	0	2	12	57	.281	8	0	58	3	.242	0	1	1-1

(All Games, Sorted by Earned Run Avg)

#	PLAYER	ERA	W-L	SV	IP	G	GS	CG	SHO	H	R	ER	BB	SO	2B	3B	HR	AB	B/Avg	WP	HP	BK	IBB	SHA	SFA
17	OTAKE Kan	0.00	0-0	0	1.0	2	0	0	0	1	0	0	0	1	0	0	0	4	.250	0	0	0	0	0	0
57	KAYAMA Shinya	0.00	0-0	0	0.2	2	0	0	0	0	0	0	0	1	0	0	0	2	.000	0	0	0	0	0	0
11	KISHI Takayuki	0.00	0-0	0	3.0	2	0	0	0	1	0	0	0	1	0	0	0	10	.100	0	0	0	0	0	0
20	KAINO Hiroshi	0.00	2-0	0	4.0	4	0	0	0	0	0	0	1	6	0	0	0	12	.000	0	0	0	0	0	0
47	NAKAGAWA Kota	0.00	0-0	0	2.1	2	0	0	0	3	0	0	1	2	1	0	0	10	.300	0	0	0	1	0	0
90	TAGUCHI Kazuto	0.00	0-0	0	1.0	1	0	0	0	1	0	0	0	1	0	0	0	4	.250	0	0	0	0	0	0
19	YAMASAKI Yasuaki	0.00	0-0	2	4.0	4	0	0	0	1	0	0	0	6	0	0	0	13	.077	0	0	0	0	0	0
21	IMANAGA Shota	1.00	1-0	0	9.0	2	2	0	0	5	1	1	1	12	0	0	1	33	.152	0	0	0	0	0	0
28	TAKAHASHI Rei	1.80	1-1	0	10.0	2	2	0	0	5	2	2	3	5	3	0	0	34	.147	0	0	0	0	1	0
43	YAMAMOTO Yoshinobu	2.25	0-0	0	4.0	4	0	0	0	5	1	1	0	4	0	0	0	16	.313	0	0	0	0	0	0
22	ONO Yudai	2.25	1-0	0	4.0	2	0	0	0	5	1	1	0	6	0	0	1	17	.294	0	0	0	0	0	0
18	YAMAGUCHI Shun	3.38	0-0	0	8.0	2	2	0	0	9	3	3	2	10	2	0	0	32	.281	0	0	0	0	0	0
13	YAMAOKA Taisuke	12.00	0-0	0	3.0	3	0	0	0	7	4	4	0	3	2	0	0	16	.438	0	0	0	0	0	0
Totals		2.00	5-1	2	54.0	6	6	0	0	43	12	12	8	58	8	0	2	203	.212	0	0	0	1	1	0
Opponents		4.68	1-5	1	50.0	6	6	0	0	47	29	26	31	38	8	3	3	193	.244	3	1	1	3	3	1

(All Games, Sorted by Fielding Pct)

#	PLAYER	C	PO	A	E	DP	FLD%	CSB	SBA	SBA%	CI	PB
27	AIZAWA Tsubasa	34	34	0	0	0	1.000	0	1	1.000	0	0
3	ASAMURA Hideto	28	26	2	0	2	1.000	0	0	0	0	0
4	KIKUCHI Ryohsuke	26	8	18	0	1	1.000	0	0	0	0	0
6	SAKAMOTO Hayato	23	6	17	0	3	1.000	0	0	0	0	0
62	KAI Takuya	15	15	0	0	0	1.000	0	0	0	0	0
10	KOBAYASHI Seiji	12	12	0	0	0	1.000	0	0	0	0	0
7	MATSUDA Nobuhiro	11	2	9	0	0	1.000	0	0	0	0	0
51	SUZUKI Seiya	9	9	0	0	0	1.000	0	0	0	0	0
9	MARU Yoshihiro	8	8	0	0	0	1.000	0	0	0	0	0
8	KONDO Kensuke	5	5	0	0	0	1.000	0	0	0	0	0
2	GENDA Sosuke	5	1	4	0	0	1.000	0	0	0	0	0
5	TONOSAKI Shuta	5	2	3	0	0	1.000	0	0	0	0	0
28	TAKAHASHI Rei	4	1	3	0	0	1.000	0	0	0	0	0
18	YAMAGUCHI Shun	3	0	3	0	1	1.000	0	0	0	0	0
20	KAINO Hiroshi	1	0	1	0	0	1.000	0	0	0	0	0
23	SHUTO Ukyo	1	0	1	0	0	1.000	0	0	0	0	0
21	IMANAGA Shota	1	0	1	0	0	1.000	0	0	0	0	0
1	YAMADA Tetsuto	35	32	2	1	1	.971	0	0	0	0	0
43	YAMAMOTO Yoshinobu	2	1	0	1	0	.500	0	0	0	0	0
Totals		228	162	64	2	3	.991	0	1	1.000	0	0
Opponents		212	150	57	5	2	.976	1	7	.875	0	1

TEAM'S STATS – ESTADÍSTICAS DE EQUIPO

(INCLUDING GAMES 1-26 – INCLUYENDO PARTIDOS DEL 1 AL 26)



KOREA

KOR

(All Games, Sorted by Batting Avg)

Record: Tournament: 4-1 / Opening Round: 3-0 / Super Round: 1-1

#	PLAYER	AVG	GP-GS	AB	R	H	2B	3B	HR	RBI	TB	SLG%	BB	HP	SO	GDP	OB%	SF	SH	SB-ATT
51	LEE Jung-Hoo	.471	5-5	17	2	8	5	0	0	3	13	.765	3	1	0	0	.571	0	0	0-0
16	KIM Ha Seong	.353	5-5	17	5	6	1	0	0	3	7	.412	5	0	5	1	.500	0	1	2-2
13	HUR Kyoungmin	.286	5-4	14	1	4	0	0	0	1	4	.286	0	1	0	0	.333	0	0	0-0
22	KIM Hyunsoo	.286	5-5	14	3	4	1	0	0	2	5	.357	4	0	1	0	.444	0	0	0-0
7	KIM Sangsu	.250	4-1	4	1	1	0	0	0	0	1	.250	1	0	2	0	.400	0	0	0-0
3	MIN Byunghun	.235	5-5	17	1	4	2	0	0	1	6	.353	0	0	4	1	.235	0	0	1-1
32	KIM Jaehwan	.200	5-5	15	3	3	0	0	1	6	6	.400	2	0	3	0	.294	0	0	0-0
2	PARK Min Woo	.200	5-4	15	2	3	0	0	0	1	3	.200	3	1	0	0	.368	0	0	3-3
52	PARK Byungho	.167	5-5	18	1	3	0	0	0	1	3	.167	2	1	6	0	.286	0	0	0-0
25	YANG Euiji	.133	5-5	15	0	2	1	0	0	1	3	.200	2	2	3	1	.300	1	0	0-0
14	CHOI Jeong	.000	2-0	1	0	0	0	0	0	0	0	.000	1	0	1	0	.500	0	0	0-0
37	PARK Kunwoo	.000	5-0	3	0	0	0	0	0	0	0	.000	0	0	1	0	.000	0	0	0-0
12	HWANG Jaegyun	.000	4-1	5	1	0	0	0	0	0	0	.000	0	0	1	0	.000	0	0	0-0
17	KANG Baekho	.000	3-0	2	0	0	0	0	0	0	0	.000	1	0	2	0	.333	0	0	0-0
Totals		.242		157	20	38	10	0	1	19	51	.325	24	6	29	3	.362	1	1	6-6
Opponents		.212		165	9	35	5	0	2	9	46	.279	13	1	51	2	.274	0	2	1-1

(All Games, Sorted by Earned Run Avg)

#	PLAYER	ERA	W-L	SV	IP	G	GS	CG	SHO	H	R	ER	BB	SO	2B	3B	HR	AB	B/Avg	WP	HP	BK	IBB	SHA	SFA
50	PARK Jonghun	0.00	0-0	0	4.0	1	1	0	0	4	0	0	1	2	0	0	0	16	.250	0	1	0	0	0	0
21	HA Jaehoon	0.00	0-0	0	2.2	2	0	0	0	1	0	0	0	2	0	0	0	9	.111	0	0	0	0	0	0
41	LEE Youngha	0.00	1-0	0	3.2	3	0	0	0	1	0	0	1	4	0	0	0	12	.083	1	0	0	0	0	0
11	CHO Sangwoo	0.00	0-0	1	2.2	2	0	0	0	1	0	0	1	3	0	0	0	9	.111	0	0	0	0	0	0
23	CHA Woochan	0.00	0-0	0	1.2	2	0	0	0	0	0	0	2	2	0	0	0	5	.000	0	0	0	0	0	0
33	LEE Seungho	0.00	0-0	0	1.0	1	0	0	0	1	0	0	0	2	0	0	0	4	.250	0	0	0	0	0	0
45	LEE Yongchan	0.00	0-0	0	2.0	2	0	0	0	2	0	0	0	1	1	0	0	7	.286	0	0	0	0	0	0
54	YANG Hyeonjong	0.77	2-0	0	11.2	2	2	0	0	11	1	1	2	17	2	0	1	45	.244	1	0	0	0	0	0
29	KIM Kwanghyun	2.89	1-1	0	9.1	2	2	0	0	9	3	3	2	10	1	0	0	36	.250	0	0	0	0	1	0
19	GO Woosuk	4.50	0-0	0	2.0	2	0	0	0	1	1	1	1	2	0	0	0	7	.143	0	0	0	0	0	0
61	HAM Deokju	6.75	0-0	0	1.1	2	0	0	0	2	1	1	1	1	1	0	0	5	.400	0	0	0	0	0	0
35	MOON Kyeongchan	9.00	0-0	0	1.0	1	0	0	0	1	1	1	1	1	0	0	0	4	.250	0	0	0	0	0	0
46	WON Jonghyun	9.00	0-0	0	2.0	2	0	0	0	1	2	2	1	4	0	0	1	6	.167	0	0	0	0	1	0
Totals		1.80	4-1	1	45.0	5	5	0	0	35	9	9	13	51	5	0	2	165	.212	2	1	0	0	2	0
Opponents		4.07	1-4	0	42.0	5	5	0	0	38	20	19	24	29	10	0	1	157	.242	4	6	1	2	1	1

(All Games, Sorted by Fielding Pct)

#	PLAYER	C	PO	A	E	DP	FLD%	CSB	SBA	SBA%	CI	PB
25	YANG Euiji	45	42	3	0	0	1.000	0	0	0	0	0
52	PARK Byungho	41	40	1	0	2	1.000	0	0	0	0	0
2	PARK Min Woo	20	12	8	0	2	1.000	0	0	0	0	0
51	LEE Jung-Hoo	12	12	0	0	0	1.000	0	0	0	0	0
13	HUR Kyoungmin	9	2	7	0	0	1.000	0	0	0	0	0
10	PARK Seihyok	7	7	0	0	0	1.000	0	1	1.000	0	0
22	KIM Hyunsoo	7	6	1	0	0	1.000	0	0	0	0	0
7	KIM Sangsu	5	2	3	0	0	1.000	0	0	0	0	0
3	MIN Byunghun	4	4	0	0	0	1.000	0	0	0	0	0
12	HWANG Jaegyun	4	2	2	0	0	1.000	0	0	0	0	0
50	PARK Jonghun	2	0	2	0	0	1.000	0	0	0	0	0
17	KANG Baekho	2	2	0	0	0	1.000	0	0	0	0	0
29	KIM Kwanghyun	1	0	1	0	0	1.000	0	0	0	0	0
41	LEE Youngha	1	0	1	0	0	1.000	0	0	0	0	0
37	PARK Kunwoo	1	1	0	0	0	1.000	0	0	0	0	0
54	YANG Hyeonjong	1	0	1	0	0	1.000	0	0	0	0	0
16	KIM Ha Seong	28	3	24	1	2	.964	0	0	0	0	0
Totals		190	135	54	1	2	.995	0	1	1.000	0	0
Opponents		175	126	47	2	4	.989	0	6	1.000	0	0

TEAM'S STATS – ESTADÍSTICAS DE EQUIPO

(INCLUDING GAMES 1-26 – INCLUYENDO PARTIDOS DEL 1 AL 26)



MEXICO

MEX

(All Games, Sorted by Batting Avg)

Record: Tournament: 5-1 / Opening Round: 3-0 / Super Round: 2-1

#	PLAYER	AVG	GP-GS	AB	R	H	2B	3B	HR	RBI	TB	SLG%	BB	HP	SO	GDP	OB%	SF	SH	SB-ATT
27	JONES JR Jonathan	.364	6-6	22	7	8	1	0	2	4	15	.682	2	1	7	0	.440	0	0	0-2
19	ARAIZA ROMERO Jesu	.333	1-0	3	0	1	0	0	0	1	1	.333	0	0	0	0	.333	0	0	0-0
14	VILLANUEVA LIMON C	.286	2-2	7	1	2	1	0	0	2	3	.429	1	0	3	0	.375	0	0	0-0
75	PERIO JR. Derek No	.278	5-5	18	4	5	1	0	0	1	6	.333	2	0	4	0	.333	1	0	1-1
1	FLORES SANTANA Jor	.250	4-1	4	3	1	1	0	0	0	2	.500	1	0	1	0	.400	0	0	0-0
31	CLARK Matthew Terr	.235	6-6	17	2	4	1	0	2	2	11	.647	4	0	9	0	.381	0	0	0-0
44	SOLIS LOPEZ Roman	.222	6-6	18	2	4	1	0	2	4	11	.611	0	0	7	0	.222	0	0	0-0
24	NAVARRO MATA Efren	.211	6-6	19	3	4	1	0	1	5	8	.421	3	0	7	0	.318	0	0	0-0
8	QUIROZ ORTIZ Jesus	.200	5-5	15	2	3	0	0	1	5	6	.400	4	0	5	0	.350	1	0	0-0
39	PEREZ Juan Samuel	.176	5-5	17	2	3	0	0	0	0	3	.176	1	0	7	0	.222	0	0	0-0
2	SALAZAR CORDOVA Ja	.176	6-6	17	2	3	0	0	0	0	3	.176	1	0	6	0	.222	0	0	0-0
28	EVANS Phillip Math	.000	2-1	6	0	0	0	0	0	0	0	.000	0	0	3	0	.000	0	0	0-0
54	SOSA AHUMADA Humbe	.000	1-0	2	1	0	0	0	0	0	0	.000	0	0	1	0	.000	0	0	0-0
13	VARGAS DE LA MORA	.000	5-5	15	1	0	0	0	0	0	0	.000	0	1	7	2	.063	0	0	0-0
Totals		.211		180	30	38	7	0	8	24	69	.383	19	2	67	2	.291	2	0	1-3
Opponents		.188		176	8	33	3	0	2	8	42	.239	19	0	45	3	.267	0	1	2-5

(All Games, Sorted by Earned Run Avg)

#	PLAYER	ERA	W-L	SV	IP	G	GS	CG	SHO	H	R	ER	BB	SO	2B	3B	HR	AB	B/Avg	WP	HP	BK	IBB	SHA	SFA
66	QUINTANA Adam	0.00	0-0	0	2.0	2	0	0	0	0	0	0	1	0	0	0	0	6	.000	0	0	0	0	0	0
59	SALAS BUITIMEA Noe	0.00	0-0	1	2.0	2	0	0	0	0	0	0	0	3	0	0	0	6	.000	0	0	0	0	0	0
17	KELLY Justin Rober	0.00	0-0	0	0.1	1	0	0	0	1	0	0	1	0	0	0	0	2	.500	0	0	0	0	0	0
50	BARREDA TORRES Man	0.00	1-0	0	3.2	2	0	0	0	0	0	0	3	3	0	0	0	10	.000	0	0	0	0	0	0
36	REYES VELA Arturo	0.00	1-0	0	8.0	2	2	0	0	3	0	0	4	8	1	0	0	27	.111	0	0	0	0	0	0
69	VERDUGO Ryan Louis	0.00	0-0	0	0.2	1	0	0	0	1	0	0	0	1	0	0	0	3	.333	0	0	0	0	0	0
93	CASTELLANOS GONZAL	0.00	1-0	0	3.1	4	0	0	0	0	0	0	1	2	0	0	0	10	.000	0	0	0	0	0	0
38	GONZALEZ RODRIGUEZ	0.00	1-0	0	4.2	3	0	0	0	4	0	0	1	5	0	0	0	18	.222	0	0	0	0	0	0
22	BERNARDINO Brennan	0.00	0-0	0	1.0	3	0	0	0	3	0	0	0	2	0	0	0	6	.500	0	0	0	0	0	0
43	CRUZ SUSTAITA Jesu	0.00	0-0	0	5.0	3	0	0	0	1	0	0	1	5	0	0	0	16	.063	0	0	0	0	0	0
46	BUSTAMANTE VALENZU	0.00	0-0	1	3.0	2	0	0	0	0	0	0	0	4	0	0	0	9	.000	0	0	0	0	0	0
72	VERA HERNANDEZ Edu	1.00	1-0	0	9.0	2	2	0	0	8	1	1	2	6	1	0	0	32	.250	0	0	0	0	0	0
12	RIOS ALFARO Jesus	6.00	0-0	0	3.0	2	0	0	0	5	2	2	1	4	1	0	0	14	.357	0	0	0	0	0	0
62	RAMIREZ GONZALES H	10.38	0-1	0	4.1	2	2	0	0	7	5	5	4	2	0	0	2	17	.412	0	0	0	0	1	0
Totals		1.44	5-1	2	50.0	6	6	0	0	33	8	8	19	45	3	0	2	176	.188	0	0	0	0	1	0
Opponents		4.15	1-5	1	47.2	6	6	0	0	38	30	22	19	67	7	0	8	180	.211	2	2	0	2	0	2

(All Games, Sorted by Fielding Pct)

#	PLAYER	C	PO	A	E	DP	FLD%	CSB	SBA	SBA%	CI	PB
44	SOLIS LOPEZ Roman	44	42	2	0	0	1.000	2	1	.333	0	0
24	NAVARRO MATA Efren	33	28	5	0	2	1.000	0	0	0	0	0
2	SALAZAR CORDOVA Ja	24	10	14	0	2	1.000	0	0	0	0	0
8	QUIROZ ORTIZ Jesus	15	5	10	0	2	1.000	0	0	0	0	0
75	PERIO JR. Derek No	15	15	0	0	0	1.000	0	0	0	0	0
13	VARGAS DE LA MORA	13	9	4	0	1	1.000	0	0	0	0	0
39	PEREZ Juan Samuel	12	11	1	0	0	1.000	0	0	0	0	0
28	EVANS Phillip Math	9	6	3	0	0	1.000	0	0	0	0	0
27	JONES JR Jonathan	9	9	0	0	0	1.000	0	0	0	0	0
19	ARAIZA ROMERO Jesu	7	5	2	0	0	1.000	1	1	.500	0	0
14	VILLANUEVA LIMON C	5	1	4	0	0	1.000	0	0	0	0	0
54	SOSA AHUMADA Humbe	3	3	0	0	0	1.000	0	0	0	0	0
1	FLORES SANTANA Jor	3	1	2	0	0	1.000	0	0	0	0	0
62	RAMIREZ GONZALES H	2	1	1	0	0	1.000	0	0	0	0	0
17	KELLY Justin Rober	1	0	1	0	0	1.000	0	0	0	0	0
43	CRUZ SUSTAITA Jesu	1	0	1	0	0	1.000	0	0	0	0	0
46	BUSTAMANTE VALENZU	1	1	0	0	0	1.000	0	0	0	0	0
36	REYES VELA Arturo	4	2	1	1	0	.750	0	0	0	0	0
12	RIOS ALFARO Jesus	2	1	0	1	0	.500	0	0	0	0	0
Totals		203	150	51	2	3	.990	3	2	.400	0	0
Opponents		181	143	31	7	2	.961	2	1	.333	0	3

TEAM'S STATS – ESTADÍSTICAS DE EQUIPO

(INCLUDING GAMES 1-26 – INCLUYENDO PARTIDOS DEL 1 AL 26)



CHINESE TAIPEI

TPE

(All Games, Sorted by Batting Avg)

Record: Tournament: 3-2 / Opening Round: 2-1 / Super Round: 1-1

#	PLAYER	AVG	GP-GS	AB	R	H	2B	3B	HR	RBI	TB	SLG%	BB	HP	SO	GDP	OB%	SF	SH	SB-ATT
21	KUO Yen-Wen	.500	1-1	2	0	1	0	0	0	0	1	.500	0	0	1	0	.500	0	0	0-0
15	HU Chin-Lung	.429	5-3	14	1	6	0	0	0	1	6	.429	1	0	1	0	.467	0	0	1-1
65	KAO Yu-Chieh	.400	4-1	5	1	2	1	0	0	1	3	.600	0	0	1	1	.400	0	0	0-0
6	WANG Wei-Chen	.263	5-5	19	2	5	1	0	0	1	6	.316	1	0	2	0	.300	0	1	0-0
83	LIN Li	.250	5-4	16	3	4	0	0	1	2	7	.438	0	0	9	0	.250	0	1	0-0
11	LIN Hung-Yu	.235	5-5	17	0	4	0	0	0	1	4	.235	3	0	4	0	.350	0	0	0-0
7	CHANG Chih-Hao	.200	3-2	5	1	1	0	0	0	0	1	.200	0	0	3	0	.200	0	0	0-0
29	CHEN Chun-Hsiu	.188	4-4	16	1	3	0	0	1	3	6	.375	1	0	6	1	.235	0	0	0-0
24	LIN Che-Hsuan	.182	5-3	11	2	2	0	0	0	0	2	.182	3	0	2	0	.357	0	1	1-1
9	WANG Po-Jung	.167	5-5	18	2	3	0	0	0	0	3	.167	3	0	7	0	.286	0	0	0-1
47	JHANG Jin-De	.167	3-2	6	0	1	0	0	0	1	1	.167	1	0	1	0	.286	0	0	0-0
85	CHU Yu-Hsien	.167	3-1	6	0	1	1	0	0	1	2	.333	0	0	1	0	.167	0	0	0-0
14	WANG Sheng-Wei	.143	5-2	7	2	1	0	0	0	1	1	.143	0	0	4	0	.143	0	0	0-0
98	YUEH Tung-Hua	.111	4-3	9	1	1	0	0	0	0	1	.111	2	0	3	0	.273	0	0	0-0
30	SU Chih-Chieh	.000	5-4	14	1	0	0	0	0	1	0	.000	0	0	2	0	.000	1	0	0-0
Totals		.212		165	17	35	3	0	2	13	44	.267	15	0	47	2	.276	1	3	2-3
Opponents		.172		157	11	27	3	2	2	11	40	.255	14	1	44	1	.243	1	1	3-3

(All Games, Sorted by Earned Run Avg)

#	PLAYER	ERA	W-L	SV	IP	G	GS	CG	SHO	H	R	ER	BB	SO	2B	3B	HR	AB	B/Avg	WP	HP	BK	IBB	SHA	SFA
13	CHEN Hung-Wen	0.00	0-0	1	3.0	3	0	0	0	0	0	0	1	5	0	0	0	9	.000	0	0	0	0	0	0
58	HU Chih-Wei	0.00	0-0	0	3.2	1	0	0	0	3	1	0	1	3	1	0	0	14	.214	0	1	0	0	1	0
17	CHEN Kuan-Yu	0.00	0-0	0	4.0	4	0	0	0	2	0	0	1	6	0	0	0	14	.143	0	0	0	0	0	0
19	CHANG Yi	0.00	2-0	0	13.2	2	2	0	0	8	0	0	6	10	1	0	0	48	.167	0	0	1	0	0	0
22	WANG Yao-Lin	0.00	0-0	0	2.1	2	0	0	0	1	0	0	0	2	0	0	0	8	.125	0	0	0	0	0	0
71	CHIANG Shao-Ching	2.31	1-1	0	11.2	2	2	0	0	6	3	3	3	13	1	0	1	40	.150	0	0	0	1	0	1
32	CHEN Yu-Hsun	5.40	0-0	0	1.2	2	0	0	0	2	1	1	0	2	0	1	0	7	.286	0	0	0	0	0	0
41	LIAO Yi-Chung	9.00	0-1	0	2.0	1	1	0	0	2	2	2	1	0	0	1	0	8	.250	1	0	0	0	0	0
10	LIN Kai-Wei	18.00	0-0	0	1.0	2	0	0	0	1	2	2	1	2	0	0	0	4	.250	0	0	1	0	0	0
55	WANG Tsung-Hao	18.00	0-0	0	1.0	1	0	0	0	2	2	2	0	1	0	0	1	5	.400	0	0	0	0	0	0
Totals		2.05	3-2	1	44.0	5	5	0	0	27	11	10	14	44	3	2	2	157	.172	1	1	2	1	1	1
Opponents		2.66	2-3	1	44.0	5	5	0	0	35	17	13	15	47	3	0	2	165	.212	2	0	0	0	3	1

(All Games, Sorted by Fielding Pct)

#	PLAYER	C	PO	A	E	DP	FLD%	CSB	SBA	SBA%	CI	PB
29	CHEN Chun-Hsiu	31	28	3	0	1	1.000	0	0	0	0	0
65	KAO Yu-Chieh	18	18	0	0	0	1.000	0	1	1.000	0	0
47	JHANG Jin-De	17	17	0	0	0	1.000	0	1	1.000	0	1
85	CHU Yu-Hsien	13	11	2	0	0	1.000	0	0	0	0	0
9	WANG Po-Jung	13	13	0	0	0	1.000	0	0	0	0	0
6	WANG Wei-Chen	11	1	10	0	0	1.000	0	0	0	0	0
11	LIN Hung-Yu	10	10	0	0	0	1.000	0	1	1.000	0	0
98	YUEH Tung-Hua	8	1	7	0	0	1.000	0	0	0	0	0
14	WANG Sheng-Wei	7	3	4	0	1	1.000	0	0	0	0	0
24	LIN Che-Hsuan	6	6	0	0	0	1.000	0	0	0	0	0
7	CHANG Chih-Hao	4	4	0	0	0	1.000	0	0	0	0	0
21	KUO Yen-Wen	3	1	2	0	0	1.000	0	0	0	0	0
30	SU Chih-Chieh	3	3	0	0	0	1.000	0	0	0	0	0
71	CHIANG Shao-Ching	2	2	0	0	0	1.000	0	0	0	0	0
15	HU Chin-Lung	2	2	0	0	0	1.000	0	0	0	0	0
32	CHEN Yu-Hsun	1	1	0	0	0	1.000	0	0	0	0	0
58	HU Chih-Wei	1	1	0	0	0	1.000	0	0	0	0	0
10	LIN Kai-Wei	1	1	0	0	0	1.000	0	0	0	0	0
17	CHEN Kuan-Yu	1	1	0	0	0	1.000	0	0	0	0	0
19	CHANG Yi	1	0	1	0	0	1.000	0	0	0	0	0
22	WANG Yao-Lin	1	1	0	0	0	1.000	0	0	0	0	0
83	LIN Li	21	7	13	1	1	.952	0	0	0	0	0
Totals		175	132	42	1	1	.994	0	3	1.000	0	1
Opponents		188	132	51	5	2	.973	1	2	.667	0	0

TEAM'S STATS – ESTADÍSTICAS DE EQUIPO

(INCLUDING GAMES 1-26 – INCLUYENDO PARTIDOS DEL 1 AL 26)



USA

USA

(All Games, Sorted by Batting Avg)

Record: Tournament: 3-3 / Opening Round: 2-1 / Super Round: 1-2

#	PLAYER	AVG	GP-GS	AB	R	H	2B	3B	HR	RBI	TB	SLG%	BB	HP	SO	GDP	OB%	SF	SH	SB-ATT
14	KRATZ Erik Floyd	.467	5-5	15	4	7	1	0	2	3	14	.933	2	0	2	0	.529	0	0	0-0
22	ADELL Jordon Scott	.400	6-6	25	2	10	1	0	2	4	17	.680	2	0	7	1	.444	0	0	1-1
35	ROOKER JR Terry Br	.357	5-4	14	2	5	1	0	2	3	12	.857	1	0	3	0	.400	0	0	0-1
12	VAUGHN Andrew Clay	.333	6-5	21	0	7	1	0	0	0	8	.381	2	0	5	1	.391	0	0	0-0
2	CHATHAM Connor Jam	.333	5-5	18	2	6	2	0	0	0	8	.444	0	0	2	1	.333	0	0	0-0
5	EDWARDS Xavier Jam	.333	4-1	6	2	2	0	0	0	0	2	.333	0	0	3	0	.333	0	0	0-0
15	DALBEC Robert Vern	.273	6-6	22	3	6	1	0	2	7	13	.591	5	0	7	0	.407	0	0	0-0
23	BOHM Alec Daniel	.261	6-6	23	3	6	3	0	1	4	12	.522	2	1	3	1	.346	0	0	0-0
4	PAYTON Mark David	.250	6-4	16	3	4	1	0	2	3	11	.688	1	0	2	0	.278	1	1	0-0
11	WATERS Andrew Davi	.111	6-3	9	1	1	0	0	1	1	4	.444	2	0	7	0	.273	0	0	0-0
10	VARSHO Daulton Joh	.100	4-2	10	2	1	1	0	0	0	2	.200	1	0	1	0	.182	0	0	1-1
1	CRONENWORTH Jacob	.091	6-6	22	3	2	1	0	1	2	6	.273	1	0	8	1	.130	0	0	0-0
17	GUSHUE Taylor Ston	.000	2-1	5	0	0	0	0	0	0	0	.000	0	0	2	0	.000	0	0	0-0
Totals		.277		206	27	57	13	0	13	27	109	.529	19	1	52	5	.339	1	1	2-3
Opponents		.207		198	26	41	10	1	3	25	62	.313	18	4	54	4	.286	0	0	5-5

(All Games, Sorted by Earned Run Avg)

#	PLAYER	ERA	W-L	SV	IP	G	GS	CG	SHO	H	R	ER	BB	SO	2B	3B	HR	AB	B/Avg	WP	HP	BK	IBB	SHA	SFA
29	DUNSHEE Parker Edw	0.00	0-0	0	2.1	1	1	0	0	1	2	0	1	3	0	0	0	9	.111	1	0	0	0	0	0
39	JONES Spencer Page	0.00	0-0	0	2.1	2	0	0	0	1	0	0	0	4	0	0	0	8	.125	1	0	0	0	0	0
37	SONG Noah Benjamin	0.00	0-0	0	3.0	3	0	0	0	1	0	0	1	4	1	0	0	9	.111	0	0	0	0	0	0
33	TILLO Daniel Vince	0.00	0-0	0	3.2	2	0	0	0	0	0	0	0	6	0	0	0	12	.000	0	0	0	0	0	0
50	POUNDERS Brooks Ca	0.00	0-0	0	2.0	2	0	0	0	0	0	0	1	1	0	0	0	6	.000	0	1	0	0	0	0
3	ANDREWS Clayton Da	0.00	0-0	0	3.2	3	0	0	0	0	0	0	0	3	0	0	0	11	.000	1	0	0	0	0	0
38	RICHARD Clayton Co	2.45	1-0	0	3.2	2	0	0	0	2	2	1	2	1	0	1	0	14	.143	0	0	0	0	0	0
44	PONCE Cody Joseph	3.24	1-1	0	8.1	2	2	0	0	7	3	3	2	5	1	0	1	30	.233	0	0	0	0	0	0
32	DICKSON Brandon Le	3.38	0-0	2	2.2	3	0	0	0	2	1	1	0	6	0	0	0	10	.200	1	0	0	0	0	0
31	HOUCK Tanner Lee	3.86	0-2	0	9.1	2	2	0	0	7	5	4	2	11	1	0	0	34	.206	0	1	0	0	0	0
43	FLYNN Brian Anthon	4.50	0-0	0	2.0	2	0	0	0	2	1	1	0	1	1	0	1	8	.250	0	1	0	0	0	0
36	MILLS Gregory Wyatt	6.00	1-0	0	3.0	3	0	0	0	5	2	2	0	2	1	0	0	14	.357	0	0	0	0	0	0
8	MURFEE William Pen	9.82	0-0	0	3.2	2	1	0	0	3	4	4	5	2	0	0	0	13	.231	0	1	0	0	0	0
27	FEYEREISEN Jonatho	16.20	0-0	0	1.2	2	0	0	0	6	3	3	2	2	3	0	1	11	.545	0	0	0	1	0	0
16	THIELBAR Caleb Joh	16.20	0-0	0	1.2	3	0	0	0	4	3	3	2	3	2	0	0	9	.444	0	0	0	1	0	0
Totals		3.74	3-3	2	53.0	6	6	0	0	41	26	22	18	54	10	1	3	198	.207	4	4	0	2	0	0
Opponents		4.25	3-3	1	53.0	6	6	0	0	57	27	25	19	52	13	0	13	206	.277	1	1	0	2	1	1

(All Games, Sorted by Fielding Pct)

#	PLAYER	C	PO	A	E	DP	FLD%	CSB	SBA	SBA%	CI	PB
14	KRATZ Erik Floyd	45	45	0	0	0	1.000	0	4	1.000	0	1
12	VAUGHN Andrew Clay	24	23	1	0	2	1.000	0	0	0	0	0
2	CHATHAM Connor Jam	18	3	15	0	2	1.000	0	0	0	0	0
11	WATERS Andrew Davi	9	8	1	0	0	1.000	0	0	0	0	0
22	ADELL Jordon Scott	8	7	1	0	0	1.000	0	0	0	0	0
17	GUSHUE Taylor Ston	7	5	2	0	0	1.000	0	1	1.000	0	0
5	EDWARDS Xavier Jam	5	2	3	0	0	1.000	0	0	0	0	0
10	VARSHO Daulton Joh	5	5	0	0	0	1.000	0	0	0	0	0
8	MURFEE William Pen	4	0	4	0	1	1.000	0	0	0	0	0
31	HOUCK Tanner Lee	3	2	1	0	0	1.000	0	0	0	0	0
33	TILLO Daniel Vince	2	0	2	0	0	1.000	0	0	0	0	0
43	FLYNN Brian Anthon	2	0	2	0	0	1.000	0	0	0	0	0
29	DUNSHEE Parker Edw	1	0	1	0	0	1.000	0	0	0	0	0
37	SONG Noah Benjamin	1	0	1	0	0	1.000	0	0	0	0	0
36	MILLS Gregory Wyatt	1	1	0	0	0	1.000	0	0	0	0	0
3	ANDREWS Clayton Da	1	0	1	0	0	1.000	0	0	0	0	0
44	PONCE Cody Joseph	1	1	0	0	0	1.000	0	0	0	0	0
32	DICKSON Brandon Le	1	0	1	0	0	1.000	0	0	0	0	0
38	RICHARD Clayton Co	1	1	0	0	0	1.000	0	0	0	0	0
35	ROOKER JR Terry Br	1	1	0	0	0	1.000	0	0	0	0	0
15	DALBEC Robert Vern	40	36	3	1	2	.975	0	0	0	0	0
1	CRONENWORTH Jacob	26	7	18	1	3	.962	0	0	0	0	0
23	BOHM Alec Daniel	14	4	9	1	1	.929	0	0	0	0	0
4	PAYTON Mark David	10	8	0	2	0	.800	0	0	0	0	0
Totals		230	159	66	5	4	.978	0	5	1.000	0	1
Opponents		217	159	56	2	5	.991	1	2	.667	0	1

ABBREVIATIONS – ABREVIATURAS

(IN ALPHABETICAL ORDER – EN ORDEN ALFABÉTICO)

HITTING – OFENSIVA			PITCHING – PITCHEO		
2B	Doubles	Dobles	2B	Doubles allowed	Dobles permitidos
3B	Triples	Triples	3B	Triples allowed	Triples permitidos
AB	At bats	Veces al bate	AB	At bats	Veces al bate
AVG	Batting average	Average de bateo	B/Avg	Opponent batting average	Average de bateo de los oponentes
BB	Base on balls	Base por bolas	BK	Balk	Balk
GDP	Grounded into double plays	Batazo para Doble Play	BB	Base on balls allowed	Bases por bolas concedidas
G	Games played	Juegosjugados	CG	Complete games	Juegoscompleto
H	Hits	Hitsconectados	ER	Earned runs allowed	Carreras limpiaspermitidas
HP	Hit by pitch	Golpeadopor el lanzador	ERA	Earned run average	Promedio de efectividad
HR	Homeruns	Cuadrangulares	IBB	Intentional base on balls allowed	Bases por bolas intencionales
IBB	Intentional base on balls	Base por bolas intencional	GP	Games pitched	Juegoslanzados
OB%	On base percentage	Promedio de embasado	GS	Games started	JuegosIniciados
R	Runs scored	Carreras anotadas	H	Hits allowed	Hits permitidos
RBI	Runs batted in	Carreras impulsadas	HP	Hit by pitch	Golpeadospor el lanzamiento
SB / ATT	Stolen bases / SBattempts	Baes Robadas / Intentos de robo	HR	Home runs allowed	Cuadrangulares permitidos
SF	Sacrifice flies	Sacrificio Fly	IP	Innings played	Entradas lanzadas
SH	Sacrifice hits	Toque de sacrificio	R	Runs allowed	Carreras permitidas
SLG%	Slugging percentage	Average de slugging	SO	Strikeouts	Ponches propinados
SO	Strikeouts	Ponches	SFA	Sacrifice flies allowed	Sacrificios fly permitidos
TB	Total bases	Total de bases alcanzadas por hit	SHA	Sacrifice hits allowed	Toques de sacrificiopermitted
			SHO	Shutouts / Combination shutouts	Blanqueos / Blanqueoscombinados
			SV	Saves	Juegossalvados
			W-L	Wins/Losses	Juegosganados/Perdidos
			WP	Wild pitches	Wild pitches

FIELDING – DEFENSA

A	Assists	Asistencias
C	Chances	Total de lances
CI	Catcher's interference	Interferencia del receptor
CSB	Caught stealing (by pitcher and catcher)	Atrapado robando (del lanzador y del receptor)
DP	Double plays participated in	Participacionesendoble play
E	Errors	Errores
FLD%	Fielding percentage	Promedio de defensa
PB	Passed balls (catcher)	Passed ball (receptor)
PO	Putouts	Outs (Eliminaciones)
SBA	Stolen bases allowed (pitcher and catcher)	Robos permitidos (lanzador y receptor)
SBA%	Stolen bases against percentage (pitcher and catcher)	Promedio de robos permitidos (lanzador y receptor)