



WBCS

U-12 BASEBALL
WORLD CUP®



TAINAN 2019

NR. 7

01 AUGUST/AGOSTO 2019

DAILY REPORT REPORTE DIARIO

@WBSC

#U12WorldCup

FOR THE TITLE OF WORLD CHAMPION



No.1 JPN



No.2 USA



No.3 KOR



No.4 TPE



No.5 CUB



No.6 MEX



No.7 AUS



No.9 VEN



No.16 ITA



No.18 CZE



No.23 RSA












No.75 FIJ

WBSC.ORG

OFFICIALS – OFICIALES

TECHNICAL COMMISSION – COMISIÓN TÉCNICA

Technical Director – Director Técnico:  David NAGY (AUS)

| | | |
|---|--|---|
|  Giuseppe GUILIZZONI (ITA) |  Stephen LESFARGUES (FRA) |  Mitsuyoshi SATO (BRA) |
|  Nicky TO (HKG) |  Gerald LEBLANC (CAN) |  Glenn WILLIAMS (AUS) |
|  Shih-Ming CHANG (TPE) |  Ken HUANG (TPE) |  Calvin YEH (TPE) |













UMPIRES – ÁRBITROS

Umpire Director - Director de Árbitros:  Lisa Marie TURBITT (CAN)

| | | |
|---|---|---|
|  Eric BLOUNT (RSA) |  Ufuk HERLIN SANTOSO (INA) |  Han Zhi JIANG (CHN) |
|  Jun Oh KIM (KOR) |  Juan LICOURT (CUB) |  Yuri MACCHIAVELLI (ITA) |
|  Yee Wah MOO (HKG) |  Benjamin NASH (AUS) |  Jill SILVANIC (USA) |
|  Atsuo TSUKADA (JPN) |  Marek VICAR (CZE) |  Travis WATSON (NZL) |
|  Meng-Chih HSIEH (TPE) |  Chung Chi JAN (TPE) |  Kuo-Cheng TSAI (TPE) |
|  Chung-Yu WU (TPE) |  Shih-Wei YEH (TPE) |  Ming-An TUNG (TPE) |

OFFICIAL SCORERS – ANOTADORES OFICIALES

Scorers Director – Director de Anotadores:  Fabio ZACCARIA (ITA)

| | | |
|--|---|--|
|  Jason BUITENHUIS (CAN) |  Sin Yee CHAN (HKG) |  Feiko DROST (NED) |
|  Jennie MOLONEY (AUS) |  Natalie TODD (AUS) |  Ming-Tan CHU (TPE) |
|  Ya-Li CHUANG (TPE) |  Fu-Ying HUANG (TPE) |  Hsin-Chang HUANG (TPE) |
|  Hwei-Chen KO (TPE) |  Yu Chun WEN (TPE) |  Szu-Hsien CHEN (TPE) |

PITCHER SUPER ROUND - SUPER GRUPO

Pitch Count and Mandatory Rest Chart

1 - 30

no rest

31 - 45

1 day

46 - 60

2 days

61 - 75

3 days

max 85

4 days

3 = pitcher availability
3 = number of pitches
X = mandatory rest day pursuant
to WBSC U-12 BWC rules

| Shirt # | Name | Team | Group | Day 1 26-jul | Day 2 27-jul | Day 3 28-jul | Day 4 29-jul | Day 5 30-jul | Rest 31-jul | Day 6 1-aug | Day 7 2-aug | Day 8 3-aug | Day 9 4-aug |
|---------|----------------------|------|-------|-----------------|-----------------|-----------------|-----------------|-----------------|----------------|----------------|----------------|----------------|----------------|
| 2 | BATISTA CORRALES Mai | CUB | A | | 21 | | 24 | | | | | | |
| 4 | SAEZ RIBALTA Christi | CUB | A | | | 4 | | | | | | | |
| 10 | CRUZ ECHEMENDIA Alej | CUB | A | | 6 | | | | | | | | |
| 12 | RODRIGUEZ CUTINO Joh | CUB | A | | 16 | | 9 | 59 | X | X | | | |
| 14 | PRIETO ALONSO Alej. | CUB | A | 81 | X | X | X | X | | 58 | X | X | |
| 21 | SANTA CRUZ DE OVIEDO | CUB | A | | | 23 | | | | | | | |
| 47 | SARDUY FORTES Boris | CUB | A | | | 14 | 31 | X | | | | | |
| 54 | DANGUILLECOURT PISS | CUB | A | | 35 | X | | | | | | | |
| 57 | ACOSTA ZAMORA Yeison | CUB | A | | 23 | | | | | 21 | | | |
| 98 | RODRIGUEZ DIAZ Yeiso | CUB | A | | 4 | 13 | | | | | | | |
| 2 | IMAI Ren | JPN | A | | | | | 11 | | | | | |
| 4 | TAKAHATA Kazuki | JPN | A | | | | 10 | | | | | | |
| 5 | NAMATAME Hironosuke | JPN | A | | 24 | | | | | | | | |
| 6 | IZUMI Yusei | JPN | A | | | | 30 | | | | | | |
| 8 | TAKAHASHI Shosei | JPN | A | | 19 | | | | | 4 | | | |
| 10 | MIYAKE Takuto | JPN | A | | | | 22 | | | | | | |
| 11 | SHIGEMATSU Hisato | JPN | A | 16 | | | | 8 | | | | | |
| 14 | AOKI Sakuma | JPN | A | 7 | 25 | X | | 28 | | 38 | X | | |
| 15 | SAKAMOTO Shintaro | JPN | A | 16 | | | | | | 12 | | | |
| 16 | KUWAMOTO Shinsuke | JPN | A | | | 31 | X | 30 | | | | | |
| 17 | HAYASHI Kyonosuke | JPN | A | | 20 | 53 | X | X | | 26 | | | |
| 18 | KAWAGOE Kotaro | JPN | A | 11 | | 13 | | | | 27 | | | |
| 1 | JUNG Munhyeok | KOR | B | | | | | | 22 | | | | |
| 4 | LEE Jaejun | KOR | B | 30 | | | 14 | | | | | | |
| 5 | DOO Donghyeon | KOR | B | | | | 39 | | | | | | |
| 6 | YOU Yongjun | KOR | B | 22 | | | | | | | | | |
| 7 | PARK Yechan | KOR | B | | | | | | 12 | | | | |
| 8 | NA Hyunseo | KOR | B | 43 | X | | 41 | X | | 30 | | | |
| 9 | LEE Taeoh | KOR | B | | | | | | 15 | | | | |
| 10 | YOO Yongjae | KOR | B | | | | | 34 | X | | | | |
| 11 | JUNG Mingyu | KOR | B | | 16 | | | | | 45 | X | | |
| 12 | LIM Hogil | KOR | B | 3 | 11 | | | 26 | | 30 | | | |
| 13 | PARK Jeongsoo | KOR | B | | | | | | 23 | | | | |
| 15 | LEE Myeongjae | KOR | B | | 13 | | | | 29 | 26 | X | | |
| 17 | CHO Yoonho | KOR | B | | | | | | 28 | | | | |
| 18 | HAN Junhui | KOR | B | | 12 | | | 12 | 23 | X | | | |

PITCHER SUPER ROUND - SUPER GRUPO

Pitch Count and Mandatory Rest Chart

1 - 30

no rest

31 - 45

1 day

46 - 60

2 days

61 - 75

3 days

max 85

4 days

3 = pitcher availability
3 = number of pitches
X = mandatory rest day pursuant
to WBSC U-12 BWC rules

| Shirt # | Name | Team | Group | Day 1 | Day 2 | Day 3 | Day 4 | Day 5 | Rest | Day 6 | Day 7 | Day 8 | Day 9 |
|---------|----------------------|------|-------|--------|--------|--------|--------|--------|--------|-------|-------|-------|-------|
| | | | | 26-jul | 27-jul | 28-jul | 29-jul | 30-jul | 31-jul | 1-aug | 2-aug | 3-aug | 4-aug |
| 1 | CANIZALES LOPEZ Yust | MEX | B | | | 9 | | 87 | X | X | X | X | |
| 6 | CORTES AVILA Manuel | MEX | B | | | | 29 | | | | | | |
| 15 | VILLAVICENCIO MAYOR. | MEX | B | 45 | X | | | | | 38 | X | | |
| 17 | OROZCO COTA Kevin Al | MEX | B | | 44 | X | | | | | | | |
| 24 | MURAIRA C. Gerardo | MEX | B | | | | | | | 50 | X | X | |
| 26 | GALLEGOS GONZALEZ Al | MEX | B | | 16 | | | | | | | | |
| 27 | HOYOS ROMO Marlon | MEX | B | 43 | X | | | | | | | | |
| 31 | VARGAS ANTILLON Gust | MEX | B | 13 | 22 | X | | | | 43 | X | | |
| 33 | GARCIA REYES Javier | MEX | B | | | | 33 | X | | | | | |
| 57 | ZAVARCE PADRON Juan | MEX | B | | | 87 | X | X | X | X | | | |
| 77 | BEAVEN LOPEZ Roberto | MEX | B | | | | 4 | | | | | | |
| 1 | CHEN Kai-Sheng | TPE | A | 54 | X | X | | | | 60 | X | X | |
| 2 | JIANG Ting-Yi | TPE | A | | | | | 10 | | | | | |
| 5 | YEH Hung-Jen | TPE | A | | | | | 13 | | | | | |
| 7 | CHANG Yao-Yun | TPE | A | | 12 | 3 | 18 | X | | 30 | | | |
| 9 | KUO Chen-An | TPE | A | | | | 22 | | | | | | |
| 11 | LIN Cheng-Yu | TPE | A | 11 | | 60 | X | X | | 15 | | | |
| 12 | CYUAN Ruei | TPE | A | | 17 | | | | | | | | |
| 13 | WANG Yu-EN | TPE | A | | | | | 26 | | | | | |
| 14 | HSU Tzu-Cheng | TPE | A | | 13 | 36 | X | | | | | | |
| 16 | YU Yan-Cheng | TPE | A | | | | 11 | | | | | | |
| 18 | CHEN YU AN | TPE | A | | 15 | | 9 | | | | | | |
| 2 | ROMAN GAMEZ Jheanpol | VEN | B | | | | | 59 | X | X | | | |
| 4 | ALVARADO ILARRAZA C | VEN | B | | | 69 | X | X | X | | | | |
| 6 | GODOY BOSCAN Rainer | VEN | B | | | 7 | | | | 10 | | | |
| 7 | SALAS ORTEGA Eyden | VEN | B | | 44 | X | 70 | X | X | X | | | |
| 10 | TRUJILLO MORENO Sand | VEN | B | 63 | X | X | X | | | | | | |
| 12 | LOPEZ SALAS Miguel | VEN | B | | | | | 8 | | | | | |
| 13 | GONZALEZ REDONDO Ye | VEN | B | | | 28 | 46 | X | X | 43 | X | | |
| 14 | BLANCO CABRERA Jean | VEN | B | | 75 | X | X | X | | 51 | X | X | |

PITCHER CONSOLATION ROUND - RONDA DE CONSOLACIÓN

Pitch Count and Mandatory Rest Chart

1 - 30

no rest

31 - 45

1 day

46 - 60

2 days

61 - 75

3 days

max 85

4 days

3 = pitcher availability
3 = number of pitches
X = mandatory rest day pursuant
to WBSC U-12 BWC rules

| Shirt # | Name | Team | Group | Day 1 | Day 2 | Day 3 | Day 4 | Day 5 | Rest | Day 6 | Day 7 | Day 8 | Day 9 |
|---------|---------------------------|------|-------|--------|--------|--------|--------|--------|--------|-------|-------|-------|-------|
| | | | | 26-jul | 27-jul | 28-jul | 29-jul | 30-jul | 31-jul | 1-aug | 2-aug | 3-aug | 4-aug |
| 7 | MOCHIZUKI Riku | AUS | B | | | 29 | | 7 | | | | | |
| 9 | MOYLE Austin Jeffrey | AUS | B | 18 | | | | | | | | | |
| 10 | HAEUSLER Kristian Ne | AUS | B | | 60 | X | X | 53 | X | X | | | |
| 12 | OLIPHANT Riley James | AUS | B | 21 | | | | | | 44 | X | | |
| 13 | ROMERO Rubens Alonso | AUS | B | | | 4 | | | | 33 | X | | |
| 16 | VELLA Lachlan Anthon | AUS | B | | | | 19 | | | 14 | | | |
| 17 | SLAPETTA Simon | AUS | B | | 42 | X | | | | | | | |
| 18 | BALLANTYNE Alasdair | AUS | B | | 26 | | | | | 41 | X | | |
| 19 | LAMBERT Isobel Joann | AUS | B | | | | 54 | X | X | | | | |
| 21 | NATI Joshua Roger | AUS | B | | | 57 | X | X | | | | | |
| 22 | THWAITES Daniel John | AUS | B | 60 | X | X | 32 | X | | | | | |
| 3 | NOVAK Jan | CZE | A | 20 | | | 19 | | | | | | |
| 6 | CAJZ Michal | CZE | A | | | | 47 | X | X | 61 | X | X | X |
| 19 | EL GHANNAMOVA Kristy | CZE | A | 20 | | | | | | | | | |
| 45 | SOBOTKA Daniel | CZE | A | | | 21 | | | | | | | |
| 51 | HEDL Filip | CZE | A | | | | 26 | 37 | X | 13 | | | |
| 58 | MARTINSAK JonaS | CZE | A | | 29 | | 19 | | | | | | |
| 61 | TYLICH TadeaS | CZE | A | | | | 6 | | | | | | |
| 62 | VENTRUBA Vit. | CZE | A | 25 | | 13 | | | | | | | |
| 63 | HASAL MatyaS | CZE | A | | | 37 | X | 37 | X | | | | |
| 66 | KATZ Jan | CZE | A | 17 | | | | | | | | | |
| 67 | HLUCHY Nikolas | CZE | A | | 36 | X | | | | | | | |
| 68 | KOLEV KryStof | CZE | A | 30 | | | | | | | | | |
| 1 | CAMA Manasa Loco | FIJ | A | | | 81 | X | X | X | X | | | |
| 2 | VAKA Nimilote Lua | FIJ | A | 19 | 20 | X | | 43 | X | | | | |
| 3 | JOHNS William Michael | FIJ | A | 29 | 10 | X | | 53 | X | X | | | |
| 4 | LEE George Mitchell | FIJ | A | 21 | | | | | | 35 | X | | |
| 5 | MOCELUTU Kitione Ratub | FIJ | A | 24 | 17 | X | | | | | | | |
| 6 | HICKS Philip Francis | FIJ | A | 20 | | | | | | | | | |
| 7 | VODOWAQAVUKA Jone | FIJ | A | 22 | | | | | | | | | |
| 8 | TAMATA Samu | FIJ | A | | | 17 | 58 | X | X | 27 | | | |
| 9 | BAINIKORO Asaeli Mata | FIJ | A | 4 | 33 | X | | | | | | | |
| 10 | SILIMAIBAU Junior An | FIJ | A | | | | 57 | X | X | 42 | X | | |
| 12 | ANTHONY Liam | FIJ | A | 30 | | | 7 | | | | | | |
| 14 | BIAUKULA Filipe Wilikibau | FIJ | A | 12 | 26 | X | | | | | | | |
| 16 | VEREIVALU Isikeli Ko | FIJ | A | | 38 | X | | | | 4 | | | |

OPENING ROUND – RONDA DE APERTURA

STANDINGS – POSICIÓN DE EQUIPOS

GROUP A – GRUPO A

| RK | TEAM – EQUIPO | GP | W | L | AVG | GB |
|----|--|----|---|---|--------------|----|
| 1 |  JAPAN | 5 | 5 | 0 | 1.000 | - |
| 2 |  CHINESE TAIPEI | 5 | 4 | 1 | .800 | 1 |
| 3 |  CUBA | 5 | 3 | 2 | .600 | 2 |
| 4 |  CZECH REPUBLIC | 5 | 2 | 3 | .400 | 3 |
| 5 |  SOUTH AFRICA | 5 | 1 | 4 | .200 | 4 |
| 6 |  FIJI | 5 | 0 | 5 | .000 | 5 |

GROUP B – GRUPO B

| RK | TEAM – EQUIPO | GP | W | L | AVG | GB |
|----|---|----|---|---|-------------|----|
| 1 |  SOUTH KOREA | 5 | 4 | 1 | .800 | - |
| 2 |  MEXICO | 5 | 4 | 1 | .800 | - |
| 3 |  VENEZUELA | 5 | 3 | 2 | .600 | 1 |
| 4 |  USA | 5 | 3 | 2 | .600 | 1 |
| 5 |  ITALY | 5 | 1 | 4 | .200 | 3 |
| 6 |  AUSTRALIA | 5 | 0 | 5 | .000 | 4 |

The Teams are placed according the Tournament Regulations for the WBSC.

Los equipos son ordenados en atención a los Reglamentos Oficiales de la WBSC.

OPENING ROUND – RONDA DE APERTURA

SCHEDULE AND RESULTS – CALENDARIO Y RESULTADOS

GROUP A - GRUPO A

 JAPAN

 CHINESE TAIPEI

 CUBA

 CZECH REPUBLIC

 SOUTH AFRICA

 FIJI

GROUP B - GRUPO B

 USA

 SOUTH KOREA

 MEXICO

 AUSTRALIA

 VENEZUELA

 ITALY

FRIDAY JULY 26 – VIERNES 26 DE JULIO, 2019

| # | Hour Hora | Stadium Campo | Group Grupo | Away Team Equipo Visitante | Home Team Equipo Local | Score | Inn | |
|---|--------------|------------------|---|--|--|-------|-----|--|
| 1 | 10:00 | ASPAC B | B |  ITALY |  VENEZUELA | 0-15 | 4 | |
| 2 | 10:00 | ASPAC Youth | A |  JAPAN |  CZECH REPUBLIC | 21-0 | 4 | |
| 3 | 14:00 | ASPAC B | B |  AUSTRALIA |  USA | 0-10 | 5 | |
| 4 | 14:00 | ASPAC Youth | B |  MEXICO |  SOUTH KOREA | 0-7 | | |
| 5 | 14:00 | Shan-Hwa | A |  SOUTH AFRICA |  FIJI | 28-2 | 4 | |
| | 17:50 | ASPAC Youth | WBSC OPENING CEREMONY – CEREMONIA INAUGURAL | | | | | |
| 6 | 18:30 | ASPAC Youth | A |  CUBA |  CHINESE TAIPEI | 2-4 | | |

SATURDAY JULY 27 – SÁBADO 27 DE JULIO, 2019

| # | Hour Hora | Stadium Campo | Group Grupo | Away Team Equipo Visitante | Home Team Equipo Local | Score | Inn |
|----|--------------|------------------|----------------|--|--|-------|-----|
| 7 | 10:00 | ASPAC B | A |  CZECH REPUBLIC |  FIJI | 30-1 | 4 |
| 8 | 10:00 | ASPAC Youth | B |  SOUTH KOREA |  AUSTRALIA | 13-0 | |
| 9 | 14:00 | ASPAC B | B |  VENEZUELA |  USA | 7-6 | |
| 10 | 14:00 | ASPAC Youth | A |  CUBA |  JAPAN | 0-6 | |
| 11 | 14:00 | Shan-Hwa | B |  ITALY |  MEXICO | 0-1 | |
| 12 | 18:30 | ASPAC Youth | A |  CHINESE TAIPEI |  SOUTH AFRICA | 19-0 | 4 |

Local time in Chinese Taipei / Hora local en China Taipéi

OPENING ROUND – RONDA DE APERTURA

SCHEDULE AND RESULTS – CALENDARIO Y RESULTADOS

SUNDAY JULY 28 – DOMINGO 28 DE JULIO, 2019

| # | Hour Hora | Stadium Campo | Group Grupo | Away Team Equipo Visitante | Home Team Equipo Local | Score | Inn |
|----|--------------|------------------|----------------|-------------------------------|---------------------------|-------|-----|
| 13 | 10:00 | ASPAC B | A | FIJI | CUBA | 1-27 | 4 |
| 14 | 10:00 | ASPAC Youth | B | VENEZUELA | MEXICO | 6-10 | |
| 15 | 14:00 | ASPAC B | A | CZECH REPUBLIC | SOUTH AFRICA | 21-4 | 5 |
| 16 | 14:00 | ASPAC Youth | B | USA | SOUTH KOREA | POST. | |
| 17 | 14:00 | Shan-Hwa | B | AUSTRALIA | ITALY | 4-6 | |
| 18 | 18:30 | ASPAC Youth | A | JAPAN | CHINESE TAIPEI | 7-4 | |

MONDAY JULY 29 – LUNES 29 DE JULIO, 2019

| # | Hour Hora | Stadium Campo | Group Grupo | Away Team Equipo Visitante | Home Team Equipo Local | Score | Inn |
|----|--------------|------------------|----------------|-------------------------------|---------------------------|-------|-----|
| 19 | 10:00 | ASPAC B | B | MEXICO | AUSTRALIA | 21-2 | 4 |
| 20 | 10:00 | ASPAC Youth | A | FIJI | JAPAN | 0-30 | 4 |
| 21 | 14:00 | ASPAC B | B | ITALY | USA | 1-28 | 4 |
| 22 | 14:00 | ASPAC Youth | B | VENEZUELA | SOUTH KOREA | 5-6 | |
| 23 | 14:00 | Shan-Hwa | A | SOUTH AFRICA | CUBA | 0-13 | 5 |
| 24 | 18:30 | ASPAC Youth | A | CHINESE TAIPEI | CZECH REPUBLIC | 16-0 | 5 |

TUESDAY JULY 30 – MARTES 30 DE JULIO, 2019

| # | Hour Hora | Stadium Campo | Group Grupo | Away Team Equipo Visitante | Home Team Equipo Local | Score | Inn |
|----|--------------|------------------|----------------|-------------------------------|---------------------------|-------|-----|
| 25 | 10:00 | ASPAC B | B | AUSTRALIA | VENEZUELA | 0-13 | 5 |
| 26 | 10:00 | ASPAC Youth | B | SOUTH KOREA | ITALY | 11-0 | 5 |
| 27 | 14:00 | ASPAC B | B | USA | MEXICO | 1-2 | |
| 28 | 14:00 | ASPAC Youth | A | SOUTH AFRICA | JAPAN | 0-15 | 4 |
| 29 | 14:00 | Shan-Hwa | A | CZECH REPUBLIC | CUBA | 0-5 | |
| 30 | 18:30 | ASPAC Youth | A | FIJI | CHINESE TAIPEI | 0-32 | 4 |

WEDNESDAY JULY 31 – MIERCOLES 31 DE JULIO, 2019

| # | Hour Hora | Stadium Campo | Group Grupo | Away Team Equipo Visitante | Home Team Equipo Local | Score | Inn |
|----|--------------|------------------|----------------|-------------------------------|---------------------------|-------|-----|
| 16 | 10:00 | ASPAC Youth | B | USA | SOUTH KOREA | 12-11 | 7 |

Local time in Chinese Taipei / Hora local en China Taipéi

**SUPER ROUND, CONSOLATION ROUND
SUPER GRUPO, RONDA DE CONSOLACIÓN**

STANDINGS – POSICIÓN DE EQUIPOS

SUPER ROUND - SUPER GRUPO

| RK | TEAM – EQUIPO | GP | W | L | AVG | GB |
|----|--|----|---|---|--------------|----|
| 1 |  JAPAN | 3 | 3 | 0 | 1.000 | - |
| 2 |  SOUTH KOREA | 3 | 2 | 1 | .667 | 1 |
| 2 |  CHINESE TAIPEI | 3 | 2 | 1 | .667 | 1 |
| 4 |  CUBA | 3 | 1 | 2 | .333 | 2 |
| 4 |  MEXICO | 3 | 1 | 2 | .333 | 2 |
| 6 |  VENEZUELA | 3 | 0 | 3 | .000 | 3 |

CONSOLATION ROUND - RONDA DE CONSOLACIÓN

| RK | TEAM – EQUIPO | GP | W | L | AVG | GB |
|----|--|----|---|---|--------------|----|
| 1 |  CZECH REPUBLIC | 3 | 3 | 0 | 1.000 | - |
| 1 |  USA | 3 | 3 | 0 | 1.000 | - |
| 3 |  AUSTRALIA | 3 | 1 | 2 | .333 | 2 |
| 3 |  ITALY | 3 | 1 | 2 | .333 | 2 |
| 3 |  SOUTH AFRICA | 3 | 1 | 2 | .333 | 2 |
| 6 |  FIJI | 3 | 0 | 3 | .000 | 3 |

The Teams are placed according the Tournament Regulations for the WBSC.

Los equipos son ordenados en atención a los Reglamentos Oficiales de la WBSC.

SUPER ROUND, CONSOLATION ROUND AND FINALS SUPER GRUPO, RONDA DE CONSOLACIÓN Y FINALES

SCHEDULE AND RESULTS – CALENDARIO Y RESULTADOS

SUPER ROUND SUPER GRUPO

| |
|---|
|  JAPAN (A1) |
|  SOUTH KOREA (B1) |
|  CHINESE TAIPEI (A2) |
|  MEXICO (B2) |
|  CUBA (A3) |
|  VENEZUELA (B3) |

CONSOLATION ROUND RONDA DE CONSOLACIÓN

| |
|---|
|  CZECH REPUBLIC (A4) |
|  USA (B4) |
|  SOUTH AFRICA (A5) |
|  ITALY (B5) |
|  FIJI (A6) |
|  AUSTRALIA (B6) |

THURSDAY AUGUST 1 – JUEVES 1 DE AGOSTO, 2019

| # | Hour Hora | Stadium Campo | Group Grupo | Away Team Equipo Visitante | Home Team Equipo Local | Score | Inn |
|----|--------------|------------------|----------------|--|--|-------|-----|
| 31 | 10:00 | ASPAC Youth | SR |  VENEZUELA |  JAPAN | 1-4 | |
| 32 | 14:00 | ASPAC Youth | SR |  CUBA |  MEXICO | 10-0 | |
| 33 | 18:00 | ASPAC Youth | SR |  CHINESE TAIPEI |  SOUTH KOREA | 9-3 | |
| 34 | 10:00 | ASPAC B | CON |  AUSTRALIA |  SOUTH AFRICA | 7-4 | |
| 35 | 14:00 | ASPAC B | CON |  ITALY |  CZECH REPUBLIC | 1-8 | |
| 36 | 14:00 | Shan-Hwa | CON |  FIJI |  USA | 0-28 | 4 |

FRIDAY AUGUST 2 – VIERNES 1 DE AGOSTO, 2019

| # | Hour Hora | Stadium Campo | Group Grupo | Away Team Equipo Visitante | Home Team Equipo Local | Score | Inn |
|----|--------------|------------------|----------------|---|--|-------|-----|
| 37 | 10:00 | ASPAC Youth | SR |  VENEZUELA |  CUBA | | |
| 38 | 14:00 | ASPAC Youth | SR |  SOUTH KOREA |  JAPAN | | |
| 39 | 18:30 | ASPAC Youth | SR |  MEXICO |  CHINESE TAIPEI | | |
| 40 | 10:00 | ASPAC B | CON |  ITALY |  SOUTH AFRICA | | |
| 41 | 14:00 | ASPAC B | CON |  USA |  CZECH REPUBLIC | | |
| 42 | 14:00 | Shan-Hwa | CON |  AUSTRALIA |  FIJI | | |

(*) Cointoss to determine home team / El equipo local se determinará por el lanzamiento de moneda.

Local time in Chinese Taipei / Hora local en China Taipéi

**SUPER ROUND, CONSOLATION ROUND AND FINALS
SUPER GRUPO, RONDA DE CONSOLACIÓN Y FINALES**

SCHEDULE AND RESULTS – CALENDARIO Y RESULTADOS

SATURDAY AUGUST 3 – SÁBADO 3 DE AGOSTO, 2019

| # | Hour Hora | Stadium Campo | Group Grupo | Away Team Equipo Visitante | Home Team Equipo Local | Score | Inn |
|----|--------------|------------------|----------------|-------------------------------|---------------------------|-------|-----|
| 43 | 10:00 | ASPAC Youth | SR | CUBA | SOUTH KOREA | | |
| 44 | 14:00 | ASPAC Youth | SR | MEXICO | JAPAN | | |
| 45 | 18:30 | ASPAC Youth | SR | VENEZUELA | CHINESE TAIPEI | | |
| 46 | 10:00 | ASPAC B | CON | FIJI | ITALY | | |
| 47 | 14:00 | ASPAC B | CON | SOUTH AFRICA | USA | | |
| 48 | 14:00 | Shan-Hwa | CON | AUSTRALIA | CZECH REPUBLIC | | |

SUNDAY AUGUST 4 – DOMINGO 4 DE AGOSTO, 2019

| # | Hour Hora | Stadium Campo | Group Grupo | Away Team Equipo Visitante | Home Team Equipo Local | Score | Inn | |
|----|--------------|------------------|----------------|--|---------------------------|-------|-----|--|
| 49 | 14:00 | ASPAC Youth | BRONZE | 4th Place after SR | 3rd Place after SR | | | |
| 50 | 18:30 | ASPAC Youth | GOLD | 2nd Place after SR | 1st Place after SR | | | |
| | | ASPAC Youth | WBSC | CLOSING CEREMONY – CEREMONIA DE CLAUSURA | | | | |

Local time in Chinese Taipei / Hora local en China Taipéi

GAME SUMMARY - RESULTADO DEL JUEGO 31



VENEZUELA - JAPAN



Japan 4, Venezuela 1

Aug 01, 2019 at Tainan (TPE), ASPAC Youth

```
-----
Venezuela.....010 000 - 1 3 2 (3-3)
Japan.....030 10X - 4 6 0 (6-0)
-----
```

Pitchers:

Venezuela - BLANCO CABRERA Jean Carlos, GONZALEZ REDONDO Yeferson Jose, GODOY BOSCAN Rainer Jose

Japan - AOKI Sakuma, KAWAGOE Kotaro, SAKAMOTO Shintaro, HAYASHI Kyonosuke, TAKAHASHI Shosei

Win: KAWAGOE Kotaro (1-0)

Loss: BLANCO CABRERA Jean Carlos (1-1)

Attendance: 250

Start: 9:59

Time: 1:54

Weather: Cloudy

Umpires: HP-LICOURT Juan (CUB), 1B-JIANG Hanzhi (CHN), 2B-KIM Junoh (KOR), 3B-MACCHIAVELLI Yuri (ITA)

TC: WILLIAMS Glenn (AUS), CHANG Shih-Ming (TPE)

Scorers: DROST Feiko (NED), MOLONEY Jennie (AUS), KO Huei-Chen, Jessie (TPE)

GAME SUMMARY - RESULTADO DEL JUEGO 32



CUBA - MEXICO



Cuba 10, Mexico 0

Aug 01, 2019 at Tainan (TPE), ASPAC Youth

```
-----
Cuba.....132 202 - 10 13 1 (4-2)
Mexico.....000 000 - 0 5 3 (4-2)
-----
```

Pitchers:

Cuba - PRIETO ALONSO Alejandro Enrique, RODRIGUEZ DIAZ Yeison Raciel

Mexico - VILLAVICENCIO MAYORAL Edwin, VARGAS ANTILLON Gustavo, MURAIRA CARDENAS Gerardo Fabian

Win: PRIETO ALONSO Alejandro Enrique (1-1)

Loss: VILLAVICENCIO MAYORAL Edwin (0-2)

Homeruns: Cuba: SAEZ RIBALTA Christian

Attendance: 210

Start: 14:00

Time: 2:10

Weather: Overcast

Umpires: HP-HSIEH Meng-Chih (TPE), 1B-JAN Chung-Chi (TPE), 2B-JIANG Hanzhi (CHN), 3B-YEH Shih-Wei (TPE)

TC: WILLIAMS Glenn (AUS), LEBLANC Gerry (CAN)

Scorers: MOLONEY Jennie (AUS), DROST Feiko (NED), CHUANG Ya-Li (TPE)

GAME SUMMARY - RESULTADO DEL JUEGO 33



CHINESE TAIPEI – SOUTH KOREA



Chinese Taipei 9, Korea 3

Aug 01, 2019 at Tainan (TPE), ASPAC Youth

Chinese Taipei.....620 100 - 9 10 3 (5-1)
Korea.....001 110 - 3 4 2 (4-2)

Pitchers:

Chinese Taipei - CHEN Kai-Sheng, CHANG Yao-Yun, LIN Cheng-Yu

Korea - NA Hyunseo, JUNG Mingyu, LIM Hogil, LEE Myeongjae

Win: CHEN Kai-Sheng (2-0)

Loss: NA Hyunseo (1-1)

Attendance: 1913

Start: 18:31

Time: 2:26

Weather: Overcast

Umpires: HP-TSUKADA Atsuo (JPN), 1B-MACCHIAVELLI Yuri (ITA), 2B-VIČAR Marek (CZE), 3B-SANTOSO Ufuk Herlin (INA)

TC: GUILIZZONI Giuseppe (ITA), TO Nicky (HKG)

Scorers: DROST Feiko (NED), MOLONEY Jennie (AUS), CHU Ming-Tan (TPE)

GAME SUMMARY - RESULTADO DEL JUEGO 34



AUSTRALIA - SOUTH AFRICA



Australia 7, South Africa 4

Aug 01, 2019 at Tainan (TPE), ASPAC B

Australia.....201 301 - 7 11 1 (1-5)
South Africa.....002 110 - 4 5 0 (1-5)

Pitchers:

Australia - BALLANTYNE Alasdair Douglas, OLIPHANT Riley James, ROMERO Rubens Alonso, VELLA Lachlan Anthony

South Africa - BEDFORD Junaid, ATKINSON Byron Michael, PINTO Jordan Jovan

Win: OLIPHANT Riley James (1-0)

Loss: BEDFORD Junaid (0-1)

Save: VELLA Lachlan Anthony (1)

Homeruns: Australia: NATI Joshua Roger, VELLA Lachlan Anthony

Attendance: 243

Start: 10:01

Time: 2:10

Weather: Cloudy

Umpires: HP-SILVANIC Jill (USA), 1B-VIČAR Marek (CZE), 2B-MOO Eva (HKG), 3B-WU Chang-Yu (TPE)

TC: SATO Mitsuyoshi (BRA), HUANG Ken (TPE)

Scorers: CHAN Cindy (HKG), WEN Tim (TPE), CHEN Szu-Hsien (TPE)

GAME SUMMARY - RESULTADO DEL JUEGO 35



ITALY - CZECH REPUBLIC



Czech Republic 8, Italy

1 Aug 01, 2019 at Tainan (TPE), ASPAC B

```
-----
Italy.....000 001 - 1 6 2 (1-5)
Czech Republic.....201 14X - 8 8 3 (3-3)
-----
```

Pitchers:

Italy - SABATINI Filippo, MAZZANTI Riccardo, MUNOZ LIENDO Lucciano Abraham

Czech Republic - CAJZ Michal, HEDL Filip

Win: CAJZ Michal (1-1)

Loss: SABATINI Filippo (0-2)

Attendance: 120

Start: 14:00

Time: 1:55

Weather: Cloudy

Umpires: HP-TSAI Kuo-Cheng (TPE), 1B-MOO Eva (HKG), 2B-WU Chang-Yu (TPE), 3B-KIM Junoh (KOR)

TC: SATO Mitsuyoshi (BRA), HUANG Ken (TPE)

Scorers: WEN Tim (TPE), CHAN Cindy (HKG), CHEN Szu-Hsien (TPE)

GAME SUMMARY - RESULTADO DEL JUEGO 36



FIJI - USA



United States 28, Fiji 0

Aug 01, 2019 at Tainan (TPE), Shan-Hwa

```
-----
Fiji.....00 0 0 - 0 2 7 (0-6)
United States.....6(22)0 X - 28 12 0 (4-2)
-----
```

Pitchers:

Fiji - LEE George Mitchell Ledua Serevi, SILIMAIBAU Junior An, TAMATA Samu, VEREIVALU Isikeli Koroisivoidaveta

United States - ARMIJO Jack Jonathan, STROMAN Jayden Earl

Win: ARMIJO Jack Jonathan (1-0)

Loss: LEE George Mitchell Ledua Serevi (0-1)

Save: STROMAN Jayden Earl (1)

Attendance: 0

Start: 14:01

Time: 1:12

Weather: Cloudy 29°C

Umpires: HP-BLOUNT Eric (RSA), 1B-TUNG Min-An (TPE), 2B-NASH Benjamin (AUS), 3B-WATSON Travis (NZL)

TC: LESFARGUES Stephen (FRA), YEH Calvin (TPE)

Scorers: BUITENHUIS Jason (CAN), HUANG Fu-Ying (TPE), HUANG Hsin-Chang (TPE)

TECHNICAL APPOINTMENTS – DESIGNACIONES TÉCNICAS

| # | Hour Hora | Away Team Equipo Visitante | Home Team Equipo Local | | UMPIRES | SCORERS | TECHNICAL COMM. |
|-------------|--------------|-------------------------------|---------------------------|----|---------------------|----------------------|-----------------|
| 37 | 10:00 | Venezuela | Cuba | HP | Tung, Ming-An TPE | Jason Buitenhuis CAN | Nicky To HKG |
| ASPAC Youth | | | | 1B | Jill Silvanic USA | Tim Wen TPE | Calvin Yeh TPE |
| | | | | 2B | Atsuo Tsukada JPN | Chen, Szu-Hsien TPE | |
| | | | | 3B | Tsai, Kuo-Cheng TPE | | |

| # | Hour Hora | Away Team Equipo Visitante | Home Team Equipo Local | | UMPIRES | SCORERS | TECHNICAL COMM. |
|-------------|--------------|-------------------------------|---------------------------|----|---------------------|---------------------|-------------------------|
| 38 | 14:00 | Korea | Japan | HP | Benjamin Nash AUS | Tim Wen TPE | Nicky To HKG |
| ASPAC Youth | | | | 1B | Eva Moo HKG | Jennie Moloney AUS | Giuseppe Guilizzoni ITA |
| | | | | 2B | Tsai, Kuo-Cheng TPE | Chen, Szu-Hsien TPE | |
| | | | | 3B | Wu, Chung-Yu TPE | | |

| # | Hour Hora | Away Team Equipo Visitante | Home Team Equipo Local | | UMPIRES | SCORERS | TECHNICAL COMM. |
|-------------|--------------|-------------------------------|---------------------------|----|-------------------------|----------------------|---------------------|
| 39 | 18:30 | Mexico | Chinese Taipei | HP | Travis Watson NZL | Jason Buitenhuis CAN | Mitsuyoshi Sato BRA |
| ASPAC Youth | | | | 1B | Eric Blount RSA | Tim Wen TPE | Gerald LeBlanc CAN |
| | | | | 2B | Juan Licourt Garcia CUB | Chu, Ming-Tan TPE | |
| | | | | 3B | Jill Silvanic USA | | |

| # | Hour Hora | Away Team Equipo Visitante | Home Team Equipo Local | | UMPIRES | SCORERS | TECHNICAL COMM. |
|---------|--------------|-------------------------------|---------------------------|----|-------------------------|-----------------------|------------------------|
| 40 | 10:00 | Italy | South Africa | HP | Jan, Chung Chi TPE | Jennie Moloney AUS | Stephen Lesfargues FRA |
| ASPAC B | | | | 1B | Juan Licourt Garcia CUB | Feiko Drost NED | Chang, Shih-Ming TPE |
| | | | | 2B | Eric Blount RSA | Huang, Hsin-Chang TPE | |
| | | | | 3B | Jun Oh Kim KOR | | |

| # | Hour Hora | Away Team Equipo Visitante | Home Team Equipo Local | | UMPIRES | SCORERS | TECHNICAL COMM. |
|---------|--------------|-------------------------------|---------------------------|----|-------------------------|----------------------|------------------------|
| 41 | 14:00 | United States | Czech Rep. | HP | Ufuk Herlin Santoso INA | Feiko Drost NED | Stephen Lesfargues FRA |
| ASPAC B | | | | 1B | Atsuo Tsukada JPN | Jason Buitenhuis CAN | Chang, Shih-Ming TPE |
| | | | | 2B | Jun Oh Kim KOR | Huang, Fu-Ying TPE | |
| | | | | 3B | Marek Vicar CZE | | |

| # | Hour Hora | Away Team Equipo Visitante | Home Team Equipo Local | | UMPIRES | SCORERS | TECHNICAL COMM. |
|----------|--------------|-------------------------------|---------------------------|----|-----------------------|-------------------|--------------------|
| 42 | 14:00 | Australia | Fiji | HP | Jiang, Han Zhi CHN | Cindy Chan HKG | Glenn Williams AUS |
| Shan-Hwa | | | | 1B | Yuri Macchiavelli ITA | Ko, Hwei-Chen TPE | Ken Huang TPE |
| | | | | 2B | Hsieh, Meng-Chih TPE | Chuang, Ya-Li TPE | |
| | | | | 3B | Yeh, Shih-Wei TPE | | |

ABBREVIATIONS – ABREVIATURAS

(IN ALPHABETICAL ORDER – EN ORDEN ALFABÉTICO)

| HITTING – OFENSIVA | | | PITCHING – PITCHEO | | |
|--------------------|----------------------------|-----------------------------------|--------------------|-----------------------------------|-----------------------------------|
| 2B | Doubles | Dobles | 2B | Doubles allowed | Dobles permitidos |
| 3B | Triples | Triples | 3B | Triples allowed | Triples permitidos |
| AB | At bats | Veces al bate | AB | At bats | Veces al bate |
| AVG | Batting average | Average de bateo | B/Avg | Opponent batting average | Average de bateo de los oponentes |
| BB | Base on balls | Base por bolas | BK | Balk | Balk |
| GDP | Grounded into double plays | Batazo para Doble Play | BB | Base on balls allowed | Bases por bolas concedidas |
| G | Games played | Juegos jugados | CG | Complete games | Juegos completo |
| H | Hits | Hits conectados | ER | Earned runs allowed | Carreras limpias permitidas |
| HP | Hit by pitch | Golpeado por el lanzador | ERA | Earned run average | Promedio de efectividad |
| HR | Homeruns | Cuadrangulares | IBB | Intentional base on balls allowed | Bases por bolas intencionales |
| IBB | Intentional base on balls | Base por bolas intencional | GP | Games pitched | Juegos lanzados |
| OB% | On base percentage | Promedio de embasado | GS | Games started | Juegos iniciados |
| R | Runs scored | Carreras anotadas | H | Hits allowed | Hits permitidos |
| RBI | Runs batted in | Carreras impulsadas | HP | Hit by pitch | Golpeado por el lanzamiento |
| SB / ATT | Stolen bases / SB attempts | Bases Robadas / Intentos de robo | HR | Home runs allowed | Cuadrangulares permitidos |
| SF | Sacrifice flies | Sacrificio Fly | IP | Innings played | Entradas lanzadas |
| SH | Sacrifice hits | Toque de sacrificio | R | Runs allowed | Carreras permitidas |
| SLG% | Slugging percentage | Average de slugging | SO | Strikeouts | Ponches propinados |
| SO | Strikeouts | Ponches | SFA | Sacrifice flies allowed | Sacrificios fly permitidos |
| TB | Total bases | Total de bases alcanzadas por hit | SHA | Sacrifice hits allowed | Toques de sacrificio permitidos |
| | | | SHO | Shutouts / Combination shutouts | Blanqueos / Blanqueos combinados |
| | | | SV | Saves | Juegos salvados |
| | | | W-L | Wins/Losses | Juegos ganados/Perdidos |
| | | | WP | Wild pitches | Wild pitches |

| FIELDING – DEFENSA | | |
|--------------------|---|--|
| A | Assists | Asistencias |
| C | Chances | Total de lances |
| CI | Catcher's interference | Interferencia del receptor |
| CSB | Caught stealing (by pitcher and catcher) | Atrapado robando (del lanzador y del receptor) |
| DP | Double plays participated in | Participaciones en doble play |
| E | Errors | Errores |
| FLD% | Fielding percentage | Promedio de defensa |
| PB | Passed balls (catcher) | Passed ball (receptor) |
| PO | Putouts | Outs (Eliminaciones) |
| SBA | Stolen bases allowed (pitcher and catcher) | Robos permitidos (lanzador y receptor) |
| SBA% | Stolen bases against percentage (pitcher and catcher) | Promedio de robos permitidos (lanzador y receptor) |