

**WBSC**

**BASEBALL  
AMERICAS QUALIFIER**

**DAILY REPORT**  
**REPORTE DIARIO**

**NR. 3**

**31 MAY – 5 JUNE 2021**

**#RoadToTokyo**





**OPENING ROUND – RONDA DE APERTURA**

**STANDINGS – POSICIÓN DE EQUIPOS**

**GROUP A – GRUPO A**

RK	TEAM – EQUIPO	GP	W	L	AVG	GB
1	 USA	2	2	0	<b>1.000</b>	-
2	 DOMINICAN REPUBLIC	3	2	1	<b>.667</b>	0.5
3	 NICARAGUA	3	1	2	<b>.333</b>	1.5
4	 PUERTO RICO	2	0	2	<b>.000</b>	2.0

**GROUP B – GRUPO B**

RK	TEAM – EQUIPO	GP	W	L	AVG	GB
1	 VENEZUELA	3	3	0	<b>1.000</b>	-
2	 CANADA	3	2	1	<b>.667</b>	1.0
3	 CUBA	3	1	2	<b>.333</b>	2.0
4	 COLOMBIA	3	0	3	<b>.000</b>	3.0

The Teams are placed according the Tournament Regulations for the WBSC.

Los equipos son ordenados en atención a los Reglamentos Oficiales de la WBSC.

## OPENING ROUND – RONDA DE APERTURA

### SCHEDULE AND RESULTS – CALENDARIO Y RESULTADOS

#### GROUP A - GRUPO A

 DOMINICAN REPUBLIC

 NICARAGUA

 PUERTO RICO

 USA

#### GROUP B - GRUPO B

 CANADA

 COLOMBIA

 CUBA

 VENEZUELA

#### MONDAY MAY 31 - LUNES 31 DE MAYO, 2021

#	Hour Hora	Stadium Campo	Away Team Equipo Visitante	Home Team Equipo Local	Score	Inn
1	13:00	Clover Park St. Lucie	 PUERTO RICO	 DOMINICAN REPUBLIC	2-5	
2	13:00	The Ballpark of the Palm Beaches West Palm Beach	 VENEZUELA	 CUBA	6-5	
3	19:00	Clover Park St. Lucie	 USA	 NICARAGUA	7-1	
4	19:00	The Ballpark of the Palm Beaches West Palm Beach	 COLOMBIA	 CANADÁ	0-7	

#### TUESDAY JUNE 1 - MARTES 1 DE JUNIO, 2021

#	Hour Hora	Stadium Campo	Away Team Equipo Visitante	Home Team Equipo Local	Score	Inn
5	13:00	Clover Park St. Lucie	 COLOMBIA	 VENEZUELA	2-3	
6	13:00	The Ballpark of the Palm Beaches West Palm Beach	 NICARAGUA	 PUERTO RICO	7-6	10
7	19:00	Clover Park St. Lucie	 CANADÁ	 CUBA	6-5	
8	19:00	The Ballpark of the Palm Beaches West Palm Beach	 DOMINICAN REPUBLIC	 USA	6-8	

#### WEDNESDAY JUNE 2 - MIÉRCOLES 2 DE JUNIO, 2021

#	Hour Hora	Stadium Campo	Away Team Equipo Visitante	Home Team Equipo Local	Score	Inn
9	13:00	Clover Park St. Lucie	 NICARAGUA	 DOMINICAN REPUBLIC	3-13	8
10	13:00	The Ballpark of the Palm Beaches West Palm Beach	 CANADÁ	 VENEZUELA	0-5	
11	19:00	Clover Park St. Lucie	 PUERTO RICO	 USA		
12	19:00	The Ballpark of the Palm Beaches West Palm Beach	 CUBA	 COLOMBIA	16-3	7

Local time in USA / Hora local en USA.

**OPENING ROUND – RONDA DE APERTURA**

**SCHEDULE AND RESULTS – CALENDARIO Y RESULTADOS**

**GROUP A - GRUPO A**

 DOMINICAN REPUBLIC

 NICARAGUA

 PUERTO RICO

 USA

**GROUP B - GRUPO B**

 CANADA

 COLOMBIA

 CUBA

 VENEZUELA

**THURSDAY JUNE 3 - JUEVES 3 DE JUNIO, 2021**

#	Hour <i>Hora</i>	Stadium <i>Campo</i>	Away Team <i>Equipo Visitante</i>	Home Team <i>Equipo Local</i>	Score	Inn
11	19:00	Clover Park St. Lucie	 PUERTO RICO	 USA		

Local time in USA / Hora local en USA.

## GAME SUMMARY - RESULTADO DEL JUEGO 09



### NICARAGUA – DOMINICAN REPUBLIC



#### Score by Innings – Anotación por entradas

Jun 02, 2021 at Florida (USA), Clover Park

---

Nicaragua.....	100	100	10	-	3	5	1	(1-2)
Dominican Republic.	203	040	22	-	13	15	0	(2-1)

---

**Pitchers: Nicaragua** - GUTIERREZ Elias, GARCIA Elvin, TELLEZ Junior, TALAVERA Harvin, GUTIERREZ Osman, GARCIA Sheyder

**Dominican Republic** - MOLINA Marcos, GÓMEZ Leuris, ÁLVAREZ Dario, GONZÁLEZ Luis, MARÍÑEZ Jhan, DÍAZ José

**Win:** ÁLVAREZ Dario (1-0)

**Loss:** GUTIERREZ Elias (0-1)

**Save:** NONE

**Homeruns: Dominican Republic:** RODRÍGUEZ Julio, FRANCISCO Juan, LIBERATO Luis, PÉREZ Yefri

Attendance: 892

Start: 13:16

Time: 3:07

Weather: Cloudy, 29°C

Umpires: HP-Ramiro Alfaro (COL), 1B-Maikol Tibabijo (COL),  
2B-Christian Madero (MEX), 3B-Elvin Jimenez (VEN),  
CO-Fabrizio Fabrizi (ITA)

Scorers: Michael Craig (USA), Brian Moore (USA)

TC: Enrique Burgos (PAN), Frank Marcos (USA)

**GAME SUMMARY - RESULTADO DEL JUEGO 10**



**CANADA – VENEZUELA**



**Score by Innings – Anotación por entradas**

Jun 02, 2021 at Florida (USA), The Ballpark of the Palm Beaches

-----  
Canada.....000 000 000 - 0 1 0 (2-1)  
Venezuela.....020 200 10X - 5 8 0 (3-0)  
-----

**Pitchers:** **Canada** - SEABROOKE Travis Grant, BRIGDEN Trevor, MCAFFER William, McGUIGAN Brendan James, ONYSHKO Ben

**Venezuela** - DE JESÚS Enmanuel, MOSQUEDA HERNANDEZ Oddanier Eduardo, CHIRINOS Harold, Centeno Henry

**Win:** MOSQUEDA HERNANDEZ Oddanier Eduardo (1-0)

**Loss:** SEABROOKE Travis Grant (0-1)

**Save:** NONE

**Homeruns:** **Venezuela:** QUERECUTO Juniell, PÉREZ Carlos

Attendance: 528

Start: 14:09

Time: 3:01

Weather: Partly cloudy

Umpires: HP-Ruben Ramos (PUR), 1B-Jeff Macias (USA),  
2B-Edward Pinales (DOM), 3B-Daniel Toledo (MEX),  
CO-Wilfredo Montoya (NCA)

Scorers: Andrés De León (PAN), Gabriel Almaraz (MEX)

TC: David Rivera (MEX), Shari Reiniger (CAN)

**GAME SUMMARY - RESULTADO DEL JUEGO 11**



**PUERTO RICO – USA**



**Score by Innings – Anotación por entradas**



**Due to weather conditions this game has been rescheduled for tomorrow  
Thursday 3 June at 11:00 a.m. – Clover Park, Port St. Lucie.**

---

**Debido a las condiciones climáticas este juego ha sido reprogramado para  
el jueves 3 de junio a las 11:00 a.m. - Clover Park, Port St. Lucie.**



## GAME SUMMARY - RESULTADO DEL JUEGO 12



### CUBA – COLOMBIA



#### Score by Innings – Anotación por entradas

Jun 02, 2021 at Florida (USA), The Ballpark of the Palm Beaches

```
-----  
Cuba.....340 601 2 - 16 18 0 (1-2)  
Colombia.....000 101 1 - 3 8 1 (0-3)  
-----
```

**Pitchers: Cuba** - CHI MONTOYA Bryan Anthony, RODRIGUEZ Yudiel, ALVAREZ DIAZ Frank Abel

**Colombia** - CASTILLO BALDOVINO Daniel David, MARRUGO VELASQUEZ Yeizer Enrique, PALACIO CARO Sergio Andres, Rocha Medina Jaider Enrique, RUIZ TORRES Jean Carlos, CASTRO OSPINO Leonardo Rafael, GONZALEZ GALLO Feddy David

**Win:** CHI MONTOYA Bryan Anthony (1-0)

**Loss:** CASTILLO BALDOVINO Daniel David (0-1)

**Save:** NONE

**Homeruns: Cuba:** ARRUEBARRUENA Erisbel, SANTOS ALMEIDA Raico

**Homeruns: Colombia:** Downs Mitchell Jeter Deion

Attendance: 2031

Start: 19:01

Time: 2:51

Weather: Cloudy

Umpires: HP-Wilfredo Montoya (NCA), 1B-Daniel Toledo (MEX),  
2B-Edwin Hernandez (USA), 3B-Edward Pinales (DOM),  
CO-Ruben Ramos (PUR)

Scorers: Gabriel Almaraz (MEX), Andrés De León (PAN)





TC: David Rivera (MEX), Shari Reiniger (CAN)



## SUPER ROUND – SÚPER RONDA A

### SCHEDULE AND RESULTS – CALENDARIO Y RESULTADOS

#### SUPER GROUP – SUPER GRUPO

- 1A  USA
- 1B  VENEZUELA
- 2A  DOMINICAN REPUBLIC
- 2B  CANADA

#### FRIDAY JUNE 4 – VIERNES 4 DE JUNIO, 2021

#	Hour Hora	Stadium Campo	Away Team Equipo Visitante	Home Team Equipo Local	Score	Inn
13	13:00	The Ballpark of the Palm Beaches <b>West Palm Beach</b>	 DOMINICAN REPUBLIC	 VENEZUELA		
14	19:00	The Ballpark of the Palm Beaches <b>West Palm Beach</b>	 CANADÁ	 USA		

#### SATURDAY JUNE 5 – SÁBADO 5 DE JUNIO, 2021

#	Hour Hora	Stadium Campo	Away Team Equipo Visitante	Home Team Equipo Local	Score	Inn
15	13:00	Clover Park <b>St. Lucie</b>	 CANADÁ	 DOMINICAN REPUBLIC		
16	19:00	Clover Park <b>St. Lucie</b>	 VENEZUELA	 USA		

Local time in USA / Hora local en USA.

**TEAM'S STATS - ESTADÍSTICAS DE EQUIPO**  
**(INCLUDING GAMES 1-12 - INCLUYENDO JUEGOS DEL 1 AL 12)**



(All Games, Sorted by Batting Avg)

Record: Opening Round: 2-1

#	PLAYER	AVG	GP-GS	AB	R	H	2B	3B	HR	RBI	TB	SLG%	BB	HP	SO	GDP	OB%	SF	SH	SB-ATT
28	PANAS Connor Andre	.500	2-2	8	1	4	0	0	0	3	4	.500	1	0	2	0	.556	0	0	0-0
7	Robson Jacob Charl	.417	3-3	12	2	5	0	1	0	4	7	.583	1	0	3	0	.462	0	0	0-0
14	WOOD Eric Elliott	.250	3-3	12	2	3	1	0	1	3	7	.583	1	0	3	0	.308	0	0	0-0
22	DEGLAN Kellin Lee	.167	3-3	12	1	2	0	0	0	1	2	.167	0	0	4	0	.167	0	0	0-0
19	Gillies Tyson Atle	.167	2-2	6	2	1	0	0	0	0	1	.167	1	1	1	0	.375	0	0	0-0
30	Crouse Michael RAY	.100	3-3	10	1	1	0	0	1	1	4	.400	2	0	5	0	.250	0	0	1-1
18	DARVILL Wesley Wil	.091	3-3	11	3	1	0	0	0	0	1	.91	1	0	7	0	.167	0	1	0-0
40	Pinero Daniel	.083	3-3	12	0	1	0	0	0	1	1	.83	1	0	6	0	.154	0	0	0-0
21	Worner-OSBORNE Joh	.000	3-3	10	1	0	0	0	0	0	0	.000	2	0	5	0	.167	0	0	0-0
11	MALO Jonathan	.000	2-1	2	0	0	0	0	0	0	0	.000	1	0	1	1	.333	0	0	0-0
17	Hodges Jesse Lowel	.000	1-1	1	0	0	0	0	0	0	0	.000	2	0	1	0	.667	0	0	0-0
Totals		.188		96	13	18	1	1	2	13	27	.281	13	1	38	1	.291	0	1	1-1
Opponents		.198		96	10	19	3	0	2	8	28	.292	7	2	23	1	.264	1	0	1-3

(All Games, Sorted by Earned Run Avg)

#	PLAYER	ERA	W-L	SV	IP	G	GS	CG	SHO	H	R	ER	BB	SO	2B	3B	HR	AB	B/Avg	WP	HP	BK	IBB	SHA	SFA
27	Albers Andrew Will	0.00	1-0	0	7.0	1	1	0	0	0	0	0	0	7	0	0	0	21	.000	0	1	0	0	0	0
46	Kellogg Ryan Andre	0.00	0-0	0	3.2	1	1	0	0	5	0	0	0	2	1	0	0	17	.294	0	0	0	0	0	0
25	Onyshko Benjamin A	0.00	0-0	0	2.1	2	0	0	0	0	0	0	1	3	0	0	0	8	.000	0	0	0	0	0	0
16	MCAFFER William Ha	0.00	0-0	0	1.2	1	0	0	0	0	0	0	2	2	0	0	0	4	.000	0	0	0	0	0	0
32	RUTCKYJ Evan	0.00	0-0	0	1.0	1	0	0	0	2	2	0	0	0	0	0	0	6	.333	0	0	1	0	0	0
49	Axford John Berton	0.00	0-0	1	0.1	1	0	0	0	0	0	0	0	1	0	0	0	2	.000	0	0	0	0	0	0
38	McGuigan Brendan J	3.38	0-0	0	2.2	2	0	0	0	4	1	1	1	3	1	0	1	12	.333	0	1	0	0	0	0
35	MOLLEKEN Dustin	3.86	1-0	0	2.1	1	0	0	0	2	1	1	0	1	1	0	0	8	.250	0	0	0	0	0	0
31	SEABROOKE Travis G	9.00	0-1	0	2.0	1	1	0	0	3	2	2	1	0	0	0	0	8	.375	0	0	0	0	0	0
47	MATHIESON Scott Wi	10.80	0-0	0	1.2	1	0	0	0	2	2	2	0	2	0	0	0	6	.333	0	0	0	0	0	1
20	Brigden Trevor	13.50	0-0	0	1.1	1	0	0	0	1	2	2	2	2	0	0	1	4	.250	0	0	0	0	0	0
Totals		2.77	2-1	1	26.0	3	3	0	0	19	10	8	7	23	3	0	2	96	.198	0	2	1	0	0	1
Opponents		3.81	1-2	0	26.0	3	3	0	0	18	13	11	13	38	1	1	2	96	.188	3	1	1	1	1	0

(All Games, Sorted by Fielding Pct)

#	PLAYER	C	PO	A	E	DP	FLD%	CSB	SBA	SBA%	CI	PB
22	DEGLAN Kellin Lee	26	24	2	0	1	1.000	2	0	.000	0	0
18	DARVILL Wesley Wil	12	5	7	0	1	1.000	0	0	0	0	0
30	Crouse Michael RAY	8	8	0	0	0	1.000	0	0	0	0	0
17	Hodges Jesse Lowel	5	5	0	0	0	1.000	0	0	0	0	0
11	MALO Jonathan	4	2	2	0	0	1.000	0	0	0	0	0
19	Gillies Tyson Atle	3	3	0	0	0	1.000	0	0	0	0	0
7	Robson Jacob Charl	3	3	0	0	0	1.000	0	0	0	0	0
27	Albers Andrew Will	1	1	0	0	0	1.000	0	0	0	0	0
46	Kellogg Ryan Andre	1	0	1	0	0	1.000	0	0	0	0	0
25	Onyshko Benjamin A	1	0	1	0	0	1.000	0	0	0	0	0
31	SEABROOKE Travis G	1	1	0	0	0	1.000	0	0	0	0	0
32	RUTCKYJ Evan	1	0	1	0	0	1.000	0	0	0	0	0
28	PANAS Connor Andre	21	20	0	1	1	.952	0	0	0	0	0
40	Pinero Daniel	15	4	10	1	2	.933	0	0	0	0	0
14	WOOD Eric Elliott	6	2	3	1	0	.833	0	0	0	0	0
49	Axford John Berton	1	0	0	1	0	.000	0	1	1.000	0	0
Totals		109	78	27	4	2	.963	2	1	.333	0	0
Opponents		103	78	21	4	1	.961	0	1	1.000	0	1

**TEAM'S STATS - ESTADÍSTICAS DE EQUIPO**  
**(INCLUDING GAMES 1-12 - INCLUYENDO JUEGOS DEL 1 AL 12)**

	<b>COLOMBIA</b>	<b>COL</b>
---	-----------------	------------

(All Games, Sorted by Batting Avg)

Record: Opening Round: 0-3

#	PLAYER	AVG	GP-GS	AB	R	H	2B	3B	HR	RBI	TB	SLG%	BB	HP	SO	GDP	OB%	SF	SH	SB-ATT
7	CAMPERO PATRON Gus	.333	1-1	3	0	1	0	0	0	0	1	.333	0	0	1	0	.333	0	0	0-0
22	Downs Mitchell Jer	.286	3-2	7	0	2	1	0	0	1	3	.429	0	1	2	0	.375	0	0	0-0
71	Lozada Salcedo Jon	.250	2-2	8	1	2	0	0	0	0	2	.250	0	0	0	0	.250	0	0	0-0
3	PEREZ BLANCO Brall	.222	3-3	9	0	2	0	0	0	0	2	.222	0	0	2	1	.222	0	1	1-1
20	Angulo Castro Andr	.200	3-3	10	0	2	1	0	0	1	3	.300	0	1	1	1	.273	0	0	0-0
40	Martinez Miranda C	.200	2-2	5	1	1	0	0	0	0	1	.200	1	0	2	0	.333	0	0	0-0
1	POMARE MARTINEZ De	.125	3-2	8	1	1	0	0	0	0	1	.125	0	0	1	0	.125	0	0	0-0
2	Downs Mitchell Jet	.100	3-3	10	1	1	0	0	1	1	4	.400	0	1	5	0	.182	0	0	0-0
13	DIAZ SANDOVAL Jord	.100	3-3	10	1	1	0	0	1	1	4	.400	1	0	2	0	.182	0	0	0-0
11	MARRIAGA MONTALVO	.000	2-1	3	0	0	0	0	0	0	0	.000	0	0	2	0	.000	0	0	0-0
12	BUELVAS DURANGO Br	.000	3-3	7	0	0	0	0	0	1	0	.000	1	0	3	0	.125	0	0	0-0
32	Ramos Garrido Maur	.000	2-2	7	0	0	0	0	0	0	0	.000	0	0	2	0	.000	0	0	0-0
Totals		.149		87	5	13	2	0	2	5	21	.241	3	3	23	2	.204	0	1	1-1
Opponents		.320		100	26	32	3	2	4	24	51	.51	11	3	17	1	.400	1	1	0-1

(All Games, Sorted by Earned Run Avg)

#	PLAYER	ERA	W-L	SV	IP	G	GS	CG	SHO	H	R	ER	BB	SO	2B	3B	HR	AB	B/Avg	WP	HP	BK	IBB	SHA	SFA
96	Herrera YANES Jasi	0.00	0-0	0	2.0	1	0	0	0	1	0	0	1	0	0	0	0	6	.167	0	0	0	0	0	0
17	OCAMPO BATISTA Car	0.00	0-1	0	0.0	1	0	0	0	1	1	1	0	0	0	0	1	1	.1000	0	0	0	0	0	0
27	Consuegra Almanza	0.00	0-0	0	4.1	1	1	0	0	3	2	0	4	0	1	0	0	13	.231	0	0	0	0	1	0
33	CASTRO OSPINA Leon	0.00	0-0	0	0.1	1	0	0	0	0	0	0	0	0	0	0	0	1	.0000	0	0	0	0	0	0
54	Marimon Meza Sugar	0.00	0-0	0	4.1	1	0	0	0	1	0	0	0	9	0	0	0	15	.067	1	0	0	0	0	0
10	RUIZ TORRES Jean C	2.70	0-0	0	3.1	2	0	0	0	3	1	1	1	2	0	0	0	14	.214	1	0	0	0	0	0
31	Rocha Medina Jaide	13.50	0-0	0	0.2	1	0	0	0	1	1	1	1	1	0	0	0	4	.250	0	0	0	0	0	0
19	MARRUGO VELASQUEZ	15.00	0-0	0	3.0	2	0	0	0	5	5	5	2	2	1	0	2	14	.357	0	0	0	0	0	0
30	GONZALEZ GALLO Fed	18.00	0-0	0	1.0	1	0	0	0	3	2	0	0	1	1	0	1	6	.500	0	1	0	0	0	0
26	Moreno Alvarez Erl	21.60	0-1	0	1.2	1	1	0	0	5	6	4	1	2	0	1	0	11	.455	1	1	0	0	0	0
48	PALACIO CARO Sergi	27.00	0-0	0	1.2	1	0	0	0	5	5	5	0	0	0	1	0	10	.500	0	1	0	0	0	0
8	CASTILLO BALDOVINO	40.50	0-1	0	0.2	1	1	0	0	4	3	3	1	0	0	0	0	5	.800	0	0	0	0	0	1
Totals		8.61	0-3	0	23.0	3	3	0	0	32	26	22	11	17	3	2	4	100	.320	3	3	0	0	1	1
Opponents		1.80	3-0	0	25.0	3	3	0	0	13	5	5	3	23	2	0	2	87	.149	0	3	0	0	1	0

(All Games, Sorted by Fielding Pct)

#	PLAYER	C	PO	A	E	DP	FLD%	CSB	SBA	SBA%	CI	PB
40	Martinez Miranda C	17	17	0	0	0	1.000	0	0	0	0	0
32	Ramos Garrido Maur	12	11	1	0	1	1.000	0	0	0	0	0
71	Lozada Salcedo Jon	11	4	7	0	0	1.000	0	0	0	0	0
12	BUELVAS DURANGO Br	6	6	0	0	0	1.000	0	0	0	0	0
3	PEREZ BLANCO Brall	4	4	0	0	0	1.000	0	0	0	0	0
13	DIAZ SANDOVAL Jord	4	2	2	0	0	1.000	0	0	0	0	0
1	POMARE MARTINEZ De	3	3	0	0	0	1.000	0	0	0	0	0
11	MARRIAGA MONTALVO	1	1	0	0	0	1.000	0	0	0	0	0
2	Downs Mitchell Jet	14	8	5	1	2	.929	0	0	0	0	0
20	Angulo Castro Andr	8	5	2	1	1	.875	1	0	.000	0	0
22	Downs Mitchell Jer	10	8	0	2	0	.800	0	0	0	0	0
54	Marimon Meza Sugar	2	0	1	1	0	.500	0	0	0	0	0
Totals		92	69	18	5	2	.946	1	0	.000	0	0
Opponents		105	75	27	3	2	.971	0	1	1.000	0	0

**TEAM'S STATS - ESTADÍSTICAS DE EQUIPO**  
**(INCLUDING GAMES 1-12 - INCLUYENDO JUEGOS DEL 1 AL 12)**



# CUBA

# CUB

(All Games, Sorted by Batting Avg)

Record: Opening Round: 1-2 / : 1-2

#	PLAYER	AVG	GP-GS	AB	R	H	2B	3B	HR	RBI	TB	SLG%	BB	HP	SO	GDP	OB%	SF	SH	SB-ATT
66	PRIETO GONZALEZ Iv	.667	2-1	3	3	2	0	0	0	1	2	.667	1	1	0	0	.800	0	0	0-0
18	SANTOS ALMEIDA Rai	.556	3-2	9	3	5	0	1	1	4	10	1.111	1	0	0	0	.600	0	0	0-0
71	ARRUEBARRUENA ESCA	.538	3-3	13	3	7	1	0	2	6	14	1.077	0	0	2	0	.538	0	0	0-0
1	SANTOS MARTINEZ Ro	.455	3-3	11	6	5	2	0	0	1	7	.636	3	1	0	1	.600	0	0	1-1
5	MUJICA DIAZ Yadir	.429	3-3	14	2	6	2	0	0	5	8	.571	1	0	0	0	.467	0	0	0-0
88	SAMON MATAMORO Yor	.400	3-3	10	2	4	0	0	0	4	4	.400	2	0	1	1	.462	1	0	0-0
42	Manduley Escalona	.333	1-1	3	1	1	0	0	0	0	1	.333	2	0	0	0	.600	0	0	0-0
11	ALARCON TARDIO Yos	.286	2-2	7	1	2	0	0	0	0	2	.286	0	0	2	0	.286	0	0	0-0
44	GARCIA ORTEGA Daya	.286	2-2	7	1	2	0	0	0	0	2	.286	0	0	1	0	.286	0	0	0-0
54	DESPAIGNE RODRIGUE	.250	1-1	4	0	1	0	0	0	0	1	.250	0	0	0	0	.250	0	0	0-0
21	AVILES DIFURNO Gui	.250	3-0	4	1	1	0	0	0	0	1	.250	0	0	1	0	.250	0	0	0-0
52	DRAKE DOMINGUEZ Ya	.167	3-3	12	2	2	0	0	0	0	2	.167	0	1	2	0	.231	0	0	0-0
10	CORREA SANCHEZ Lis	.111	3-2	9	1	1	0	0	1	2	4	.444	0	0	2	0	.111	0	0	0-0
24	CEPEDA CRUZ Freder	.000	2-1	3	0	0	0	0	0	1	0	.000	0	0	1	1	.000	1	0	0-0
34	VINALES ALVAREZ Ra	.000	2-0	3	0	0	0	0	0	0	0	.000	0	0	2	0	.000	0	0	0-0
Totals		.348		112	26	39	5	1	4	24	58	.518	10	3	14	3	.409	2	0	1-1
Opponents		.282		103	15	29	4	1	5	15	50	.485	16	0	28	1	.378	0	0	3-3

(All Games, Sorted by Earned Run Avg)

#	PLAYER	ERA	W-L	SV	IP	G	GS	CG	SHO	H	R	ER	BB	SO	2B	3B	HR	AB	B/Avg	WP	HP	BK	IBB	SHA	SFA
92	MARTINEZ PEREZ Rai	0.00	0-0	0	1.1	2	0	0	0	1	0	0	0	1	0	0	0	4	.250	0	0	0	0	0	0
22	CHI MONTOYA Bryan	1.59	1-0	0	5.2	2	1	0	0	6	1	1	2	3	1	0	0	23	.261	0	0	0	0	0	0
29	RODRIGUEZ YORDY Ya	2.84	0-0	0	6.1	1	0	0	0	4	2	2	4	11	0	0	1	23	.174	0	0	0	0	0	0
93	RODRIGUEZ VALDES A	4.50	0-0	0	2.0	1	0	0	0	3	1	1	0	3	0	0	1	9	.333	0	0	0	0	0	0
89	MOINELO PITA Livan	5.40	0-0	0	3.1	2	0	0	0	2	2	2	5	4	0	0	1	12	.167	1	0	1	1	0	0
17	RODRIGUEZ LEON Yud	9.00	0-0	0	1.0	1	0	0	0	1	1	1	0	0	0	0	1	4	.250	0	0	0	0	0	0
23	ALVAREZ DIAZ Frank	9.00	0-0	0	1.0	1	0	0	0	3	1	1	0	1	1	0	0	6	.500	0	0	0	0	0	0
79	BLANCO MATOS Lazar	9.82	0-1	0	3.2	1	1	0	0	5	4	4	4	5	1	1	1	16	.313	0	0	0	0	0	0
83	VIERA ALVAREZ Carl	40.50	0-1	0	0.2	1	1	0	0	4	3	3	1	0	1	0	0	6	.667	0	0	0	0	0	0
Totals		5.40	1-2	0	25.0	3	3	0	0	29	15	15	16	28	4	1	5	103	.282	1	0	1	1	0	0
Opponents		8.64	2-1	2	25.0	3	3	0	0	39	26	24	10	14	5	1	4	112	.348	1	3	1	0	0	2

(All Games, Sorted by Fielding Pct)

#	PLAYER	C	PO	A	E	DP	FLD%	CSB	SBA	SBA%	CI	PB
11	ALARCON TARDIO Yos	25	25	0	0	0	1.000	0	1	1.000	0	1
71	ARRUEBARRUENA ESCA	10	5	5	0	1	1.000	0	0	0	0	0
5	MUJICA DIAZ Yadir	8	4	4	0	1	1.000	0	0	0	0	0
10	CORREA SANCHEZ Lis	8	8	0	0	0	1.000	0	0	0	0	0
52	DRAKE DOMINGUEZ Ya	7	7	0	0	0	1.000	0	0	0	0	0
88	SAMON MATAMORO Yor	6	5	1	0	0	1.000	0	0	0	0	0
21	AVILES DIFURNO Gui	4	4	0	0	0	1.000	0	0	0	0	0
42	Manduley Escalona	4	4	0	0	0	1.000	0	0	0	0	0
44	GARCIA ORTEGA Daya	3	0	3	0	0	1.000	0	0	0	0	0
18	SANTOS ALMEIDA Rai	3	3	0	0	0	1.000	0	0	0	0	0
89	MOINELO PITA Livan	2	1	1	0	0	1.000	0	0	0	0	0
1	SANTOS MARTINEZ Ro	1	1	0	0	0	1.000	0	0	0	0	0
22	CHI MONTOYA Bryan	1	0	1	0	0	1.000	0	0	0	0	0
92	MARTINEZ PEREZ Rai	1	0	1	0	1	1.000	0	0	0	0	0
66	PRIETO GONZALEZ Iv	10	8	1	1	0	.900	0	1	1.000	0	0
Totals		93	75	17	1	1	.989	0	2	1.000	0	1
Opponents		109	75	30	4	4	.963	0	1	1.000	0	0

**TEAM'S STATS - ESTADÍSTICAS DE EQUIPO**  
**(INCLUDING GAMES 1-12 - INCLUYENDO JUEGOS DEL 1 AL 12)**

 **DOMINICAN REPUBLIC** **DOM**

(All Games, Sorted by Batting Avg)

Record: Opening Round: 2-1

# PLAYER	AVG	GP-GS	AB	R	H	2B	3B	HR	RBI	TB	SLG%	BB	HP	SO	GDP	OB%	SF	SH	SB-ATT
3 Perez Martinez Yef	.667	1-0	3	1	2	0	0	1	1	5	1.667	0	0	0	0	.667	0	0	0-0
10 Guzman Minyetty Je	.600	1-1	5	1	3	1	0	0	3	4	.800	0	0	1	0	.600	0	0	0-0
2 Nunez Castillo Gus	.500	3-3	10	2	5	1	1	0	3	8	.800	0	0	0	0	.500	0	1	0-0
18 Rodriguez Reyes Ju	.429	3-3	14	5	6	0	0	2	3	12	.857	0	0	3	1	.429	0	0	0-0
8 Goris Veras Diego	.364	3-3	11	5	4	1	0	1	3	8	.727	1	1	4	0	.462	0	0	0-0
34 Francisco Gonzalez	.308	3-3	13	3	4	0	0	3	4	13	1.000	1	0	3	0	.357	0	0	0-0
7 Liberato Grullon L	.300	3-3	10	4	3	0	0	2	4	9	.900	3	0	3	0	.462	0	0	0-0
28 Cabrera Astacio Me	.250	2-2	8	0	2	0	0	0	0	2	.250	1	0	2	0	.333	0	0	0-0
1 Bonifacio Rosario	.222	3-3	9	1	2	1	1	0	3	5	.556	2	0	2	0	.364	0	0	0-0
32 VALERIO AYALA Char	.111	3-3	9	1	1	1	0	0	0	2	.222	3	0	3	0	.333	0	0	0-0
19 Bautista Santos Jo	.100	3-3	10	1	1	0	0	0	0	1	.100	3	0	5	0	.308	0	0	0-0
44 Asencio Vizcaino Y	.000	2-0	2	0	0	0	0	0	0	0	.000	0	0	1	0	.000	0	0	0-0
Totals	.317		104	24	33	5	2	9	24	69	.663	14	1	27	1	.403	0	1	0-0
Opponents	.223		94	13	21	6	1	2	13	35	.372	8	3	20	2	.299	2	1	1-1

(All Games, Sorted by Earned Run Avg)

# PLAYER	ERA	W-L	SV	IP	G	GS	CG	SHO	H	R	ER	BB	SO	2B	3B	HR	AB	B/Avg	WP	HP	BK	IBB	SHA	SFA
33 Asencio Solano Jai	0.00	0-0	1	1.0	1	0	0	0	2	0	0	0	2	0	0	0	5	.400	0	0	0	0	0	0
39 Alvarez Espinal Da	0.00	1-0	0	2.1	2	0	0	0	0	0	0	1	2	0	0	0	7	.000	0	1	0	0	0	0
43 Diaz Rodriguez Jos	0.00	0-0	0	2.0	2	0	0	0	2	0	0	0	0	0	0	0	8	.250	0	0	0	0	0	0
45 Bonilla Lisalverto	0.00	0-0	0	2.0	1	0	0	0	1	0	0	1	2	1	0	0	7	.143	1	0	0	0	0	0
35 Mendez Perez Roman	0.00	0-0	0	0.1	1	0	0	0	0	0	0	1	0	0	0	0	1	.000	0	0	0	0	0	0
38 Gonzalez Polanco L	0.00	0-1	0	0.0	2	0	0	0	1	3	3	2	0	1	0	0	1	.1000	0	1	0	0	0	0
31 Valdes Gonzalez Ra	2.57	1-0	0	7.0	1	1	0	0	3	2	2	1	5	1	0	1	25	.120	0	0	0	0	0	0
21 Molina Robles Marc	4.50	0-0	0	2.0	1	1	0	0	2	1	1	0	0	0	0	0	6	.333	0	0	0	0	1	1
20 Gomez Garcia Leuri	4.50	0-0	0	2.0	1	0	0	0	2	1	1	1	2	0	0	0	8	.250	0	1	0	0	0	0
36 Marinez Fuentes Jh	6.75	0-0	0	1.1	2	0	0	0	2	1	1	0	0	0	1	0	5	.400	0	0	0	0	0	1
30 Vargas Polanco Emi	6.75	0-0	0	1.1	1	0	0	0	2	1	1	0	3	0	0	0	6	.333	0	0	0	0	0	0
40 Liz Gomez Radhames	9.82	0-0	0	3.2	1	1	0	0	4	4	4	1	4	3	0	1	15	.267	0	0	0	0	0	0
Totals	4.68	2-1	1	25.0	3	3	0	0	21	13	13	8	20	6	1	2	94	.223	1	3	0	0	1	2
Opponents	8.51	1-2	1	24.1	3	3	0	0	33	24	23	14	27	5	2	9	104	.317	1	1	0	0	1	0

(All Games, Sorted by Fielding Pct)

# PLAYER	C	PO	A	E	DP	FLD%	CSB	SBA	SBA%	CI	PB
19 Bautista Santos Jo	25	22	3	0	2	1.000	0	0	0	0	0
32 VALERIO AYALA Char	20	20	0	0	0	1.000	0	1	1.000	0	0
7 Liberato Grullon L	10	10	0	0	0	1.000	0	0	0	0	0
18 Rodriguez Reyes Ju	8	8	0	0	0	1.000	0	0	0	0	0
8 Goris Veras Diego	5	1	4	0	1	1.000	0	0	0	0	0
28 Cabrera Astacio Me	3	3	0	0	0	1.000	0	0	0	0	0
3 Perez Martinez Yef	3	3	0	0	0	1.000	0	0	0	0	0
10 Guzman Minyetty Je	2	0	2	0	0	1.000	0	0	0	0	0
21 Molina Robles Marc	1	1	0	0	0	1.000	0	0	0	0	0
40 Liz Gomez Radhames	1	0	1	0	0	1.000	0	0	0	0	0
43 Diaz Rodriguez Jos	1	1	0	0	0	1.000	0	0	0	0	0
2 Nunez Castillo Gus	12	2	9	1	1	.917	0	0	0	0	0
1 Bonifacio Rosario	10	4	5	1	1	.900	0	0	0	0	0
Totals	101	75	24	2	2	.980	0	1	1.000	0	0
Opponents	99	73	23	3	1	.97	0	0	0	0	0

**TEAM'S STATS - ESTADÍSTICAS DE EQUIPO**  
**(INCLUDING GAMES 1-12 - INCLUYENDO JUEGOS DEL 1 AL 12)**

 **NICARAGUA** **NCA**

(All Games, Sorted by Batting Avg)

Record: Opening Round: 1-2

#	PLAYER	AVG	GP-GS	AB	R	H	2B	3B	HR	RBI	TB	SLG%	BB	HP	SO	GDP	OB%	SF	SH	SB-ATT
13	MUNGUIA MARTINEZ I	.500	3-3	12	2	6	1	0	0	0	7	.583	0	1	1	0	.538	0	0	0-0
88	MONTIEL ALMENDARES	.500	3-1	4	0	2	0	0	0	2	2	.500	1	0	0	0	.600	0	0	0-0
1	ALEGRIA NORORI Ben	.300	3-3	10	2	3	3	0	0	2	6	.600	1	0	0	0	.364	0	1	0-0
5	LEYTON OLIVAS Bran	.222	3-3	9	2	2	1	0	0	1	3	.333	2	1	1	0	.385	1	0	0-0
18	ALLEN SALAZAR Luis	.200	2-2	5	2	1	0	0	1	1	4	.800	2	0	0	1	.429	0	0	0-0
27	NOVOA ARANA Melvin	.200	2-1	5	1	1	0	0	0	0	1	.200	0	0	1	0	.200	0	0	0-0
2	OBREGON OBREGO Oma	.200	3-2	5	0	1	0	0	0	0	1	.200	0	0	3	0	.200	0	0	0-0
17	CALDERON PALACIOS	.167	3-2	6	0	1	0	0	0	2	1	.167	1	0	0	0	.250	1	0	0-0
19	VALLE MIRANDA Norl	.167	3-2	6	0	1	0	0	0	1	1	.167	0	1	1	1	.286	0	1	0-0
55	MEZA ALONZO Enmanu	.125	3-3	8	0	1	0	0	0	0	1	.125	1	0	2	0	.222	0	0	0-0
15	MONTES INCER Juan	.000	3-1	3	0	0	0	0	0	1	0	.000	0	1	2	0	.200	1	0	0-0
11	CASTRO LECHADO Ofi	.000	3-1	4	2	0	0	0	0	0	0	.000	1	0	1	0	.200	0	1	0-0
3	BRITTON WILSON Dwi	.000	3-1	5	0	0	0	0	0	0	0	.000	0	0	1	0	.000	0	0	0-0
44	BENARD BURK Isaac	.000	3-2	6	0	0	0	0	0	0	0	.000	0	1	2	0	.143	0	0	0-0
Totals		.216		88	11	19	5	0	1	10	27	.307	9	5	15	2	.314	3	3	0-0
Opponents		.327		110	26	36	3	0	7	25	60	.545	23	2	19	0	.449	1	2	2-3

(All Games, Sorted by Earned Run Avg)

#	PLAYER	ERA	W-L	SV	IP	G	GS	CG	SHO	H	R	ER	BB	SO	2B	3B	HR	AB	B/Avg	WP	HP	BK	IBB	SHA	SFA	
54	BUCARDO CASTILLO J	0.00	0-0	0	1.0	2	0	0	0	0	1	0	0	0	0	0	0	2	.000	0	0	0	0	0	1	0
97	ESPINOZA REYES Ber	0.00	1-0	0	2.0	1	0	0	0	1	0	0	1	3	0	0	0	6	.167	0	0	0	0	0	0	0
9	ST CLAIR ALVAREZ N	0.00	0-0	0	4.0	1	0	0	0	0	0	0	1	3	0	0	0	12	.000	0	0	0	0	0	0	0
34	GADEA ORTEGA Kevin	0.00	0-0	0	1.1	1	0	0	0	3	0	0	3	3	0	0	0	7	.429	0	1	0	0	0	0	0
51	GARCIA PICADO Shey	0.00	0-0	1	0.1	2	0	0	0	1	0	0	2	0	0	0	0	2	.500	0	0	0	0	0	0	0
98	TALAVERA HERNANDEZ	6.00	0-0	0	3.0	2	0	0	0	3	2	2	1	2	0	0	2	12	.250	0	1	0	0	0	0	0
37	TELLER DE LEON Car	8.10	0-1	0	3.1	1	1	0	0	7	3	3	2	2	0	0	1	15	.467	1	0	0	1	1	1	1
56	GARCIA ACUNA Elvin	9.00	0-0	0	2.0	2	0	0	0	2	2	2	1	0	0	0	8	.250	0	0	0	0	0	0	0	0
41	GUTIERREZ HERNANDE	13.50	0-0	0	2.2	2	0	0	0	4	5	4	2	2	0	0	1	12	.333	0	0	0	0	0	0	0
16	TELLEZ VANEGAS Jun	13.50	0-0	0	2.0	2	0	0	0	7	3	3	2	2	1	0	0	13	.538	0	0	0	0	0	0	0
53	GUTIERREZ RIVERA E	15.00	0-1	0	3.0	1	1	0	0	5	5	5	4	0	1	0	2	13	.385	0	0	0	0	0	0	0
32	MEJIA FLORES Dilme	27.00	0-0	0	1.2	1	1	0	0	3	5	5	3	1	1	0	1	8	.375	0	0	0	0	0	0	0
Totals		8.20	1-2	1	26.1	3	3	0	0	36	26	24	23	19	3	0	7	110	.327	1	2	0	1	2	1	1
Opponents		3.00	2-1	0	27.0	3	3	0	0	19	11	9	9	15	5	0	1	88	.216	2	5	0	0	3	3	

(All Games, Sorted by Fielding Pct)

#	PLAYER	C	PO	A	E	DP	FLD%	CSB	SBA	SBA%	CI	PB
55	MEZA ALONZO Enmanu	16	15	1	0	0	1.000	0	0	0	0	0
13	MUNGUIA MARTINEZ I	14	14	0	0	0	1.000	0	0	0	0	0
44	BENARD BURK Isaac	7	7	0	0	0	1.000	0	0	0	0	0
27	NOVOA ARANA Melvin	7	7	0	0	0	1.000	0	1	1.000	0	0
15	MONTES INCER Juan	5	5	0	0	0	1.000	0	0	0	0	0
19	VALLE MIRANDA Norl	5	5	0	0	0	1.000	0	0	0	0	0
2	OBREGON OBREGO Oma	4	1	3	0	0	1.000	0	0	0	0	0
11	CASTRO LECHADO Ofi	3	1	2	0	0	1.000	0	0	0	0	0
88	MONTIEL ALMENDARES	2	2	0	0	0	1.000	0	0	0	0	0
3	BRITTON WILSON Dwi	2	2	0	0	0	1.000	0	0	0	0	0
97	ESPINOZA REYES Ber	1	0	1	0	0	1.000	0	0	0	0	0
56	GARCIA ACUNA Elvin	1	0	1	0	0	1.000	0	0	0	0	0
18	ALLEN SALAZAR Luis	17	14	2	1	0	.941	1	1	.500	0	0
5	LEYTON OLIVAS Bran	10	6	3	1	0	.900	0	0	0	0	0
1	ALEGRIA NORORI Ben	5	0	4	1	0	.800	0	0	0	0	0
41	GUTIERREZ HERNANDE	1	0	0	1	0	.000	0	0	0	0	0
Totals		100	79	17	4	0	.960	1	2	.667	0	0
Opponents		118	81	36	1	4	.992	0	0	0	0	0

**TEAM'S STATS - ESTADÍSTICAS DE EQUIPO**  
**(INCLUDING GAMES 1-12 - INCLUYENDO JUEGOS DEL 1 AL 12)**

 **PUERTO RICO** **PUR**

(All Games, Sorted by Batting Avg)

Record: Opening Round: 0-2

#	PLAYER	AVG	GP-GS	AB	R	H	2B	3B	HR	RBI	TB	SLG%	BB	HP	SO	GDP	OB%	SF	SH	SB-ATT
30	LUCIANO Kevin Anto	.500	2-2	6	1	3	1	0	0	0	4	.667	3	0	1	0	.667	0	0	0-0
34	Castro Ruben	.500	2-0	2	0	1	0	0	0	1	1	.500	0	0	0	0	.500	0	0	0-0
18	DE JESUS JR Ivan	.375	2-2	8	1	3	1	0	0	2	4	.500	1	0	3	0	.444	0	0	0-0
25	Cuevas Noel	.222	2-2	9	0	2	0	0	0	0	2	.222	0	0	2	0	.222	0	0	1-1
12	MARTINEZ PIZARRO O	.200	2-2	10	0	2	0	0	0	0	2	.200	0	0	1	0	.200	0	0	0-0
1	MATEO GONZALEZ Lui	.200	2-2	5	1	1	0	0	0	0	1	.200	0	1	1	0	.333	0	0	0-0
5	Navarro BULTRON Re	.200	2-2	5	3	1	0	0	1	2	4	.800	3	0	0	0	.500	0	0	0-0
2	VALENTIN DIAZ Jesm	.125	2-2	8	1	1	0	0	1	2	4	.500	0	0	2	0	.125	0	1	0-0
35	Molina Gonzalez Ne	.000	2-0	2	0	0	0	0	0	0	0	.000	1	0	1	0	.333	0	0	0-0
55	Cruz Molina Yomar	.000	1-1	3	0	0	0	0	0	0	0	.000	0	0	1	0	.000	0	0	0-0
57	GOMEZ VILLEGAS Edw	.000	1-1	3	0	0	0	0	0	0	0	.000	1	0	0	0	.250	0	0	0-0
51	Muniz Freddie Cabr	.000	1-1	4	0	0	0	0	0	0	0	.000	0	0	1	0	.000	0	0	0-0
32	BURGOS CENTENO Ald	.000	1-0	1	0	0	0	0	0	0	0	.000	0	0	1	0	.000	0	0	0-0
37	Arroyo Rosaly Mich	.000	2-1	4	1	0	0	0	0	0	0	.000	1	0	3	0	.200	0	0	0-0
Totals		.200		70	8	14	2	0	2	7	22	.314	10	1	17	0	.309	0	1	1-1
Opponents		.303		66	12	20	4	1	2	11	32	.485	11	1	11	2	.405	1	3	0-0

(All Games, Sorted by Earned Run Avg)

#	PLAYER	ERA	W-L	SV	IP	G	GS	CG	SHO	H	R	ER	BB	SO	2B	3B	HR	AB	B/Avg	WP	HP	BK	IBB	SHA	SFA
44	Acevedo Ocasio Hec	0.00	0-0	0	0.0	1	0	0	0	1	0	0	1	0	0	0	0	1	.1000	0	0	0	0	0	0
51	Muniz Freddie Cabr	0.00	0-1	0	2.0	1	0	0	0	0	2	0	0	0	0	0	0	4	.000	1	1	0	0	1	0
17	ESCANIO FIGUEROA B	0.00	0-0	0	0.2	1	0	0	0	0	0	0	0	0	0	0	0	1	.000	1	0	0	0	0	1
65	NIEVES FIGUEROA Ef	0.00	0-0	0	0.0	1	0	0	0	3	1	0	0	1	1	0	0	3	.1000	0	0	0	0	0	0
26	Torres Questel Jul	0.00	0-0	0	1.1	1	0	0	0	0	0	0	0	2	0	0	0	4	.000	0	0	0	0	0	0
20	Ortiz Torres Jesus	0.00	0-0	0	0.1	1	0	0	0	0	0	0	1	1	0	0	0	1	.000	0	0	0	0	0	0
77	Flecha Astacio Chr	0.00	0-0	0	1.0	2	0	0	0	1	1	0	0	2	0	0	0	5	.200	0	0	0	0	0	0
22	MARTINEZ PEREZ Mig	3.60	0-0	0	5.0	1	1	0	0	6	2	2	1	2	1	0	1	18	.333	0	0	0	0	1	0
42	MALDONADO Ivan	4.50	0-0	0	2.0	1	0	0	0	1	1	1	0	1	0	0	1	6	.167	0	0	0	0	0	0
16	Cruz TORRES Luis L	5.40	0-1	0	3.1	1	1	0	0	6	2	2	4	3	1	0	0	15	.400	1	0	0	0	1	0
15	Garcia Jason Emili	11.57	0-0	0	2.1	1	0	0	0	2	3	3	2	0	1	0	0	8	.250	0	0	0	0	0	0
Totals		4.50	0-2	0	18.0	2	2	0	0	20	12	9	11	11	4	1	2	66	.303	3	1	0	0	3	1
Opponents		3.32	2-0	2	19.0	2	2	0	0	14	8	7	10	17	2	0	2	70	.200	0	1	0	0	1	0

(All Games, Sorted by Fielding Pct)

#	PLAYER	C	PO	A	E	DP	FLD%	CSB	SBA	SBA%	CI	PB
30	LUCIANO Kevin Anto	21	18	3	0	2	1.000	0	0	0	0	0
55	Cruz Molina Yomar	10	10	0	0	1	1.000	0	0	0	0	0
1	MATEO GONZALEZ Lui	9	2	7	0	1	1.000	0	0	0	0	0
18	DE JESUS JR Ivan	7	2	5	0	1	1.000	0	0	0	0	0
51	Muniz Freddie Cabr	4	0	4	0	1	1.000	0	0	0	0	0
37	Arroyo Rosaly Mich	4	4	0	0	0	1.000	0	0	0	0	0
2	VALENTIN DIAZ Jesm	3	3	0	0	0	1.000	0	0	0	0	0
57	GOMEZ VILLEGAS Edw	1	1	0	0	0	1.000	0	0	0	0	0
3	Perez ROSA Kelvin	1	1	0	0	0	1.000	0	0	0	0	0
42	MALDONADO Ivan	1	1	0	0	0	1.000	0	0	0	0	0
12	MARTINEZ PIZARRO O	15	8	6	1	2	.933	0	0	0	0	0
25	Cuevas Noel	6	4	1	1	0	.833	0	0	0	0	0
77	Flecha Astacio Chr	1	0	0	1	0	.000	0	0	0	0	0
Totals		83	54	26	3	3	.964	0	0	0	0	0
Opponents		75	57	15	3	0	.96	1	1	.500	0	0

**TEAM'S STATS - ESTADÍSTICAS DE EQUIPO**  
**(INCLUDING GAMES 1-12 - INCLUYENDO JUEGOS DEL 1 AL 12)**



(All Games, Sorted by Batting Avg)

Record: Opening Round: 2-0

#	PLAYER	AVG	GP-GS	AB	R	H	2B	3B	HR	RBI	TB	SLG%	BB	HP	SO	GDP	OB%	SF	SH	SB-ATT
23	Williams Lucas Dan	.625	2-2	8	3	5	0	1	0	3	7	.875	2	0	1	0	.700	0	1	0-0
26	CASAS Triston Ray	.500	2-2	8	2	4	1	0	0	2	5	.625	1	0	2	1	.556	0	0	0-0
10	Forsythe Jr. John	.500	2-1	4	0	2	0	0	0	1	2	.500	0	0	1	0	.500	0	0	0-0
8	Kolozsvary Mark Da	.429	2-2	7	3	3	0	0	2	3	9	1.286	2	0	2	0	.556	0	0	0-0
2	Alvarez Eduardo Co	.400	2-1	5	3	2	2	0	0	0	4	.800	1	1	1	0	.571	0	0	0-0
24	Duran Jarren Willi	.300	2-2	10	1	3	0	0	0	2	3	.300	1	0	2	0	.364	0	0	1-1
5	Filia Eric	.250	2-2	8	1	2	0	0	0	2	2	.250	1	0	3	0	.333	0	0	1-1
25	Frazier Todd Brian	.143	2-2	7	1	1	1	0	0	1	2	.286	2	0	0	0	.300	1	0	0-0
12	Allen Nicholas Rya	.111	2-2	9	1	1	0	0	0	1	1	.111	0	0	2	0	.111	0	0	0-0
15	Jay Jonathan Henry	.000	1-1	2	0	0	0	0	0	0	0	.000	0	0	0	0	.000	0	0	0-0
27	Kemp Matthew Ryan	.000	1-1	4	0	0	0	0	0	0	0	.000	1	0	1	0	.200	0	0	0-0
Totals		.319		72	15	23	4	1	2	15	35	.486	11	1	15	1	.412	1	1	2-2
Opponents		.188		64	7	12	3	1	3	7	26	.406	2	2	24	0	.235	0	0	0-0

(All Games, Sorted by Earned Run Avg)

#	PLAYER	ERA	W-L	SV	IP	G	GS	CG	SHO	H	R	ER	BB	SO	2B	3B	HR	AB	B/Avg	WP	HP	BK	IBB	SHA	SFA
39	RZEP CZYNSKI Marc W	0.00	0-0	0	1.0	1	0	0	0	0	0	0	0	1	0	0	0	3	.000	0	0	0	0	0	0
31	Gose Anthony Rober	0.00	0-0	0	1.0	1	0	0	0	0	0	0	0	1	0	0	0	3	.000	0	1	0	0	0	0
48	Carter Anthony Sco	0.00	0-0	0	1.0	1	0	0	0	0	0	0	0	1	0	0	0	3	.000	0	0	0	0	0	0
37	Johnson Daniel Ste	0.00	0-0	0	1.0	1	0	0	0	0	0	0	0	1	0	0	0	3	.000	0	0	0	0	0	0
32	DICKSON Brandon Le	0.00	0-0	0	2.0	1	0	0	0	0	0	0	0	3	0	0	0	6	.000	0	0	0	0	0	0
28	LIBERATORE Matthew	1.80	1-0	0	5.0	1	1	0	0	5	1	1	1	4	2	0	0	18	.278	0	1	0	0	0	0
40	SPEER Ryan Joseph	5.79	0-0	0	4.2	1	1	0	0	4	3	3	1	10	1	1	1	18	.222	0	0	0	0	0	0
30	Robertson David Al	9.00	0-0	1	1.0	1	0	0	0	1	1	1	0	2	0	0	1	4	.250	0	0	0	0	0	0
33	Jackson JR Edwin	13.50	0-0	0	0.2	1	0	0	0	1	1	1	0	1	0	0	0	3	.333	0	0	0	0	0	0
21	LANE Trevor Michae	13.50	1-0	0	0.2	1	0	0	0	1	1	1	0	0	0	0	1	3	.333	0	0	0	0	0	0
Totals		3.50	2-0	1	18.0	2	2	0	0	12	7	7	2	24	3	1	3	64	.188	0	2	0	0	0	0
Opponents		7.94	0-2	0	17.0	2	2	0	0	23	15	15	11	15	4	1	2	72	.319	2	1	0	1	1	1

(All Games, Sorted by Fielding Pct)

#	PLAYER	C	PO	A	E	DP	FLD%	CSB	SBA	SBA%	CI	PB
8	Kolozsvary Mark Da	25	24	1	0	1	1.000	0	0	0	0	0
26	CASAS Triston Ray	15	13	2	0	1	1.000	0	0	0	0	0
2	Alvarez Eduardo Co	6	3	3	0	0	1.000	0	0	0	0	0
12	Allen Nicholas Rya	5	1	4	0	1	1.000	0	0	0	0	0
23	Williams Lucas Dan	4	3	1	0	0	1.000	0	0	0	0	0
25	Frazier Todd Brian	4	2	2	0	1	1.000	0	0	0	0	0
5	Filia Eric	3	3	0	0	0	1.000	0	0	0	0	0
28	LIBERATORE Matthew	3	1	2	0	1	1.000	0	0	0	0	0
24	Duran Jarren Willi	3	3	0	0	0	1.000	0	0	0	0	0
48	Carter Anthony Sco	2	1	1	0	0	1.000	0	0	0	0	0
10	Forsythe Jr. John	1	0	1	0	1	1.000	0	0	0	0	0
33	Jackson JR Edwin	1	0	1	0	0	1.000	0	0	0	0	0
40	SPEER Ryan Joseph	1	0	1	0	0	1.000	0	0	0	0	0
21	LANE Trevor Michae	1	0	1	0	0	1.000	0	0	0	0	0
Totals		74	54	20	0	1	1.000	0	0	0	0	0
Opponents		66	51	13	2	1	.97	0	2	1.000	0	0



**TEAM'S STATS - ESTADÍSTICAS DE EQUIPO**  
**(INCLUDING GAMES 1-12 - INCLUYENDO JUEGOS DEL 1 AL 12)**

	<b>VENEZUELA</b>	<b>VEN</b>
---	------------------	------------

(All Games, Sorted by Batting Avg)

Record: Opening Round: 3-0

#	PLAYER	AVG	GP-GS	AB	R	H	2B	3B	HR	RBI	TB	SLG%	BB	HP	SO	GDP	OB%	SF	SH	SB-ATT
43	PEREZ ALVAREZ Carl	.636	3-3	11	3	7	1	0	2	6	14	1.273	2	0	0	0	.692	0	0	0-0
31	PALMA MACHADO Alex	.333	3-3	12	1	4	0	0	0	0	4	.333	0	0	1	0	.333	0	0	0-0
28	CHIRINOS GONZALEZ	.333	3-3	9	3	3	0	0	1	1	6	.667	3	1	3	0	.538	0	0	0-0
15	FLORES DEVIA Ramon	.286	3-3	7	0	2	1	0	0	1	3	.429	4	0	0	0	.545	0	1	0-0
14	PEREZ BOLIVAR Hern	.273	3-3	11	2	3	0	1	1	1	8	.727	2	0	2	0	.385	0	0	0-1
30	RINCONES Diego Ale	.250	3-3	12	1	3	0	0	1	1	6	.500	1	0	3	0	.308	0	0	0-0
3	HERNANDEZ RIVERA Y	.250	1-1	4	0	1	0	0	0	1	1	.250	0	0	1	0	.250	0	0	0-0
5	QUERECUTO PEREZ Ju	.182	3-3	11	3	2	1	0	1	1	6	.545	2	0	2	1	.308	0	0	0-0
22	CASTILLO ROQUE Ali	.091	3-3	11	0	1	0	0	0	0	1	.91	2	0	0	0	.231	0	0	1-3
23	CASTRO PIRELA Luis	.000	2-2	6	1	0	0	0	0	0	0	.000	2	0	4	1	.250	0	0	0-0
Totals		.277		94	14	26	3	1	6	12	49	.521	18	1	16	2	.398	0	1	1-4
Opponents		.178		90	7	16	1	0	3	7	26	.289	10	3	23	5	.282	0	2	0-0

(All Games, Sorted by Earned Run Avg)

#	PLAYER	ERA	W-L	SV	IP	G	GS	CG	SHO	H	R	ER	BB	SO	2B	3B	HR	AB	B/Avg	WP	HP	BK	IBB	SHA	SFA
33	CENTENO GUTIERREZ	0.00	0-0	0	1.0	1	0	0	0	0	0	0	0	1	0	0	0	3	.000	0	0	0	0	0	0
40	DIAZ PONCE Jhonath	0.00	1-0	0	1.2	1	0	0	0	0	0	0	1	2	0	0	0	5	.000	0	0	0	0	0	0
41	RONDON SEQUERA Dan	0.00	0-0	0	1.0	2	0	0	0	0	0	0	1	0	0	0	0	3	.000	0	0	0	0	0	0
42	GOMEZ GOMEZ Moises	0.00	1-0	1	1.0	2	0	0	0	0	0	0	1	1	0	0	0	3	.000	0	0	0	0	0	0
37	DE JESUS SANDOVAL	0.00	0-0	0	4.0	1	1	0	0	1	0	0	3	3	0	0	0	12	.083	0	0	0	0	1	0
26	MOSQUEDA HERNANDEZ	0.00	1-0	0	2.0	1	0	0	0	0	0	0	1	3	0	0	0	5	.000	0	0	0	0	0	0
29	CHIRINOS YEPEZ Har	0.00	0-0	0	2.0	1	0	0	0	0	0	0	0	4	0	0	0	6	.000	0	0	0	0	0	0
39	LEAL PLAZA Erick A	0.00	0-0	0	6.0	1	1	0	0	2	0	0	1	6	0	0	0	19	.105	0	1	0	0	0	0
12	ALMEIDA MENDOZA Ad	0.00	0-0	0	1.0	2	0	0	0	0	0	0	0	1	0	0	0	2	.000	0	0	0	0	0	0
19	SANCHEZ OJEDA AnIb	6.75	0-0	0	4.0	1	1	0	0	8	3	3	1	2	1	0	1	18	.444	0	1	0	0	0	0
25	SOTILLET RIVERO An	6.75	0-0	0	1.1	1	0	0	0	2	1	1	0	0	0	0	0	5	.400	0	0	0	0	1	0
24	MACHADO ROMERO And	10.80	0-0	0	1.2	1	0	0	0	2	2	2	1	0	0	0	1	7	.286	0	0	0	0	0	0
20	MOYA BARRIOS Gabri	27.00	0-0	0	0.1	2	0	0	0	1	1	1	0	0	0	0	1	2	.500	0	1	0	0	0	0
Totals		2.33	3-0	1	27.0	3	3	0	0	16	7	7	10	23	1	0	3	90	.178	0	3	0	0	2	0
Opponents		4.32	0-3	0	25.0	3	3	0	0	26	14	12	18	16	3	1	6	94	.277	0	1	0	0	1	0

(All Games, Sorted by Fielding Pct)

#	PLAYER	C	PO	A	E	DP	FLD%	CSB	SBA	SBA%	CI	PB
28	CHIRINOS GONZALEZ	24	23	1	0	0	1.000	0	0	0	0	0
23	CASTRO PIRELA Luis	20	18	2	0	4	1.000	0	0	0	0	0
22	CASTILLO ROQUE Ali	19	9	10	0	5	1.000	0	0	0	0	0
14	PEREZ BOLIVAR Hern	18	12	6	0	2	1.000	0	0	0	0	0
31	PALMA MACHADO Alex	6	5	1	0	0	1.000	0	0	0	0	0
15	FLORES DEVIA Ramon	4	4	0	0	0	1.000	0	0	0	0	0
30	RINCONES Diego Ale	4	4	0	0	0	1.000	0	0	0	0	0
33	CENTENO GUTIERREZ	2	1	1	0	0	1.000	0	0	0	0	0
19	SANCHEZ OJEDA AnIb	2	1	1	0	0	1.000	0	0	0	0	0
37	DE JESUS SANDOVAL	2	0	2	0	0	1.000	0	0	0	0	0
24	MACHADO ROMERO And	1	0	1	0	0	1.000	0	0	0	0	0
25	SOTILLET RIVERO An	1	0	1	0	0	1.000	0	0	0	0	0
5	QUERECUTO PEREZ Ju	17	3	13	1	4	.941	0	0	0	0	0
39	LEAL PLAZA Erick A	2	1	0	1	0	.500	0	0	0	0	0
Totals		122	81	39	2	5	.984	0	0	0	0	0
Opponents		99	75	23	1	3	.99	3	1	.250	0	0

## TECHNICAL APPOINTMENTS – DESIGNACIONES TÉCNICAS

#	Hour Hora	Away Team Equipo Visitante	Home Team Equipo Local		UMPIRES Árbitros	SCORERS Anotadores Oficiales	TECHNICAL COMM. Comisarios Técnicos
11	11:00	 PUR	 USA	HP	Jair FERNANDEZ (MEX)	Brian MOORE (USA)	Enrique Burgos (PAN)
Clover Park St. Lucie				1B	Elvin JIMENEZ (VEN)	Michael CRAIG (USA)	Frank MARCOS (USA)
				2B	Ramiro ALFARO (COL)		
				3B	Julio TIBABIJO (COL)		
				CO	Fabrizio FABRIZI (ITA)		

## ABBREVIATIONS – ABREVIATURAS (IN ALPHABETICAL ORDER – EN ORDEN ALFABÉTICO)

HITTING – OFENSIVA			PITCHING – PITCHEO		
<b>2B</b>	Doubles	Dobles	<b>2B</b>	Doubles allowed	Dobles permitidos
<b>3B</b>	Triples	Triples	<b>3B</b>	Triples allowed	Triples permitidos
<b>AB</b>	At bats	Veces al bate	<b>AB</b>	At bats	Veces al bate
<b>AVG</b>	Batting average	Average de bateo	<b>B/Avg</b>	Opponent batting average	Average de bateo de los oponentes
<b>BB</b>	Base on balls	Base por bolas	<b>BK</b>	Balk	Balk
<b>GDP</b>	Grounded into double plays	Batazo para Doble Play	<b>BB</b>	Base on balls allowed	Bases por bolas concedidas
<b>G</b>	Games played	Juegos jugados	<b>CG</b>	Complete games	Juegos completo
<b>H</b>	Hits	Hits conectados	<b>ER</b>	Earned runs allowed	Carreras limpias permitidas
<b>HP</b>	Hit by pitch	Golpeado por el lanzador	<b>ERA</b>	Earned run average	Promedio de efectividad
<b>HR</b>	Homeruns	Cuadrangulares	<b>IBB</b>	Intentional base on balls allowed	Bases por bolas intencionales
<b>IBB</b>	Intentional base on balls	Base por bolas intencional	<b>GP</b>	Games pitched	Juegos lanzados
<b>OB%</b>	On base percentage	Promedio de embasado	<b>GS</b>	Games started	Juegos Iniciados
<b>R</b>	Runs scored	Carreras anotadas	<b>H</b>	Hits allowed	Hits permitidos
<b>RBI</b>	Runs batted in	Carreras impulsadas	<b>HP</b>	Hit by pitch	Golpeados por el lanzamiento
<b>SB / ATT</b>	Stolen bases / SB attempts	Baes Robadas / Intentos de robo	<b>HR</b>	Home runs allowed	Cuadrangulares permitidos
<b>SF</b>	Sacrifice flies	Sacrificio Fly	<b>IP</b>	Innings played	Entradas lanzadas
<b>SH</b>	Sacrifice hits	Toque de sacrificio	<b>R</b>	Runs allowed	Carreras permitidas
<b>SLG%</b>	Slugging percentage	Average de slugging	<b>SO</b>	Strikeouts	Ponches propinados
<b>SO</b>	Strikeouts	Ponches	<b>SFA</b>	Sacrifice flies allowed	Sacrificios fly permitidos
<b>TB</b>	Total bases	Total de bases alcanzadas por hit	<b>SHA</b>	Sacrifice hits allowed	Toques de sacrificio permitidos
			<b>SHO</b>	Shutouts / Combination shutouts	Blanqueos / Blanqueos combinados
			<b>SV</b>	Saves	Juegos salvados
			<b>W-L</b>	Wins/Losses	Juegos ganados/Perdidos
			<b>WP</b>	Wild pitches	Wild pitches

FIELDING – DEFENSA		
<b>A</b>	Assists	Asistencias
<b>C</b>	Chances	Total de lances
<b>CI</b>	Catcher's interference	Interferencia del receptor
<b>CSB</b>	Caught stealing (by pitcher and catcher)	Atrapado robando (del lanzador y del receptor)
<b>DP</b>	Double plays participated in	Participaciones en doble play
<b>E</b>	Errors	Errores
<b>FLD%</b>	Fielding percentage	Promedio de defensa
<b>PB</b>	Passed balls (catcher)	Passed ball (receptor)
<b>PO</b>	Putouts	Outs (Eliminaciones)
<b>SBA</b>	Stolen bases allowed (pitcher and catcher)	Robos permitidos (lanzador y receptor)
<b>SBA%</b>	Stolen bases against percentage (pitcher and catcher)	Promedio de robos permitidos (lanzador y receptor)