



WBSC

U-12
SOFTBALL
WORLD CUP®



TAINAN 2019

NR.2

27 JULY/JULIO 2019

DAILY REPORT REPORTE DIARIO

@WBSC #U12SoftballWorldCup

FOR THE TITLE OF WORLD CHAMPION



No. 6 TPE



No. 15 CZE



No. 20 PER



No. 37 INA

OFFICIALS – OFICIALES

TECHNICAL COMMISSION – COMISIÓN TÉCNICA

Technical Director – Director Técnico:  Chet GREY (AUS)

 John MADDEN (USA)

 Cinzia MACHETTI (ITA)

 Heidi IP (HKG)

 Giovanni SANNA (ITA)

 Yu-Sung LIN (TPE)

 Tsih-Yang CHANG (TPE)

UMPIRES – ÁRBITROS

Umpire Director – Director de Árbitros:  Robert STANTON (CAN)

 Pablo ACOSTA (ARG)


 James ENGLISH (AUS)

 Mari JINNO (JPN)


 Angel ORTIZ (PUR)

 Nien-Tai WANG (TPE)

 Show-Ling WANG (TPE)

 Chih-Liang HUNG (TPE)

 Ming-Yi LIN (TPE)

 Ko-Chin YU (TPE)

OFFICIAL SCORERS – ANOTADORES OFICIALES

Scorers Director – Director de Anotadores:  Fabio ZACCARIA (ITA)

 Greta CRAIG (ITA)

 Michael CRAIG (USA)

 Andrés DE LEON (PAN)

 Natalie TODD (AUS)

 Feiko DROST (NED)

 Sy Chau CHANG (TPE)

 Yu-Wei HORNG (TPE)

OPENING ROUND – RONDA DE APERTURA

STANDINGS – POSICIÓN DE EQUIPOS

RK	TEAM – EQUIPO	GP	W	L	AVG	GB
1	 CHINESE TAIPEI	3	3	0	1.000	-
2	 CZECH REPUBLIC	3	2	1	.667	1
3	 PERÚ	3	1	2	.500	2
4	 INDONESIA	3	0	3	.000	3

The Teams are placed according the Tournament Regulations for the WBSC.

Los equipos son ordenados en atención a los Reglamentos Oficiales de la WBSC.

OPENING ROUND – RONDA DE APERTURA

SCHEDULE AND RESULTS – CALENDARIO Y RESULTADOS

TEAMS – EQUIPOS

 CHINESE TAIPEI

 CZECH REPUBLIC

 PERÚ

 INDONESIA

FRIDAY JULY 26 – VIERNES 26 DE JULIO, 2019

#	Hour Hora	Stadium Campo	Away Team Equipo Visitante	Home Team Equipo Local	Score	Inn
1	10:00	Gueiren Baseball Stadium	 PERÚ	 CZECH REPUBLIC	1-0	
2	13:00	Gueiren Baseball Stadium	 INDONESIA	 CHINESE TAIPEI	0-16	3
 OPENING CEREMONY – CEREMONIA INAUGURAL						

SATURDAY JULY 27 – SÁBADO 27 DE JULIO, 2019

#	Hour Hora	Stadium Campo	Away Team Equipo Visitante	Home Team Equipo Local	Score	Inn
3	10:00	Gueiren Baseball Stadium	 INDONESIA	 CZECH REPUBLIC	0-9	
4	12:00	Gueiren Baseball Stadium	 CHINESE TAIPEI	 PERÚ	8-0	
5	14:00	Gueiren Baseball Stadium	 CZECH REPUBLIC	 INDONESIA	7-0	
6	16:00	Gueiren Baseball Stadium	 PERÚ	 CHINESE TAIPEI	0-10	4

SUNDAY JULY 28 – DOMINGO 28 DE JULIO, 2019

#	Hour Hora	Stadium Campo	Away Team Equipo Visitante	Home Team Equipo Local	Score	Inn
7	10:00	Gueiren Baseball Stadium	 PERÚ	 INDONESIA		
8	12:00	Gueiren Baseball Stadium	 CZECH REPUBLIC	 CHINESE TAIPEI		
9	14:00	Gueiren Baseball Stadium	 INDONESIA	 PERÚ		
10	16:00	Gueiren Baseball Stadium	 CHINESE TAIPEI	 CZECH REPUBLIC		

MONDAY JULY 29 – LUNES 29 DE JULIO, 2019

#	Hour Hora	Stadium Campo	Away Team Equipo Visitante	Home Team Equipo Local	Score	Inn
11	13:00	Gueiren Baseball Stadium	 CZECH REPUBLIC	 PERÚ		
12	15:00	Gueiren Baseball Stadium	 CHINESE TAIPEI	 INDONESIA		

Local time in Chinese Taipei / Hora local en China Taipéi

GAMESUMMARY - RESULTADO DEL JUEGO 03



INDONESIA – CZECH REPUBLIC



Czech Republic 9, Indonesia 0

Jul 27, 2019 at Tainan (TPE), Gueiren Baseball Stadium

```
-----
Indonesia.....000 00 - 0 0 2 (0-2)
Czech Republic.....054 0X - 9 9 0 (1-1)
-----
```

Pitchers:

Indonesia - ARMAND Quiny Alisyawani
 Czech Republic - MULAČ Jan, WASSERBAUER David
 Win: MULAČ Jan (1-0)
 Loss: ARMAND Quiny Alisyawani (0-2)
 Save: WASSERBAUER David (1)

Attendance: 40
 Start: 10:00
 Time: 1:34
 Weather: Partly cloudy

Umpires: HP-YU Ko-Chin (TPE), 1B-LIN Ming-Yi (TPE), 2B-WANG Show-Ling (TPE), 3B-WANG Nien-Tai (TPE)
 TC: SANNA Giovanni (ITA), CHANG Tsih-Yang (TPE)
 Scorers: DE LEÓN Andrés (PAN), DROST Feiko (NED), HORNG Yu-Wei (TPE)

GAMESUMMARY - RESULTADO DEL JUEGO 04



CHINESE TAIPEI – PERU



Chinese Taipei 8, Peru 0

Jul 27, 2019 at Tainan (TPE), Gueiren Baseball Stadium

```
-----
Chinese Taipei.....120 50 - 8 7 1 (2-0)
Peru.....000 00 - 0 1 1 (1-1)
-----
```

Pitchers:

Chinese Taipei - CHEN Chia-Yi, LIN Wei-Chi
 Peru - HIGA ENDO Valeria Mayumi, TSUKAZAN OLIDEN Emilia Sumi
 Win: CHEN Chia-Yi (1-0)
 Loss: HIGA ENDO Valeria Mayumi (0-1)

Homeruns: Chinese Taipei: CHIANG Hsiao-En

Attendance: 100
 Start: 12:00
 Time: 1:42
 Weather: Sunny

Umpires: HP-JINNO Mari (JPN), 1B-ENGLISH James (AUS), 2B-ACOSTA Pablo (ARG), 3B-ORTIZ Angel (PUR)
 TC: MADDEN John (USA), IP Heidi (HKG)
 Scorers: DROST Feiko (NED), DE LEÓN Andrés (PAN), HORNG Yu-Wei (TPE)

GAMESUMMARY - RESULTADO DEL JUEGO 05



CZECH REPUBLIC – INDONESIA



Czech Republic 7, Indonesia 0

Jul 27, 2019 at Tainan (TPE), Gueiren Baseball Stadium

Czech Republic.....022 12 - 7 11 0 (2-1)
Indonesia.....000 00 - 0 3 4 (0-3)

Pitchers:

Czech Republic - KRAJČOVÁ Nikola
Indonesia - ARMAND Quiny Alisyawani
Win: KRAJČOVÁ Nikola (1-0)
Loss: ARMAND Quiny Alisyawani (0-3)

Attendance: 100
Start: 13:54
Time: 1:01
Weather: 30° C, Mostly Cloudy

Umpires: HP-HUNG Chih-Liang (TPE), 1B-WANG Show-Ling (TPE), 2B-YU Ko-Chin (TPE), 3B-LIN Ming-Yi (TPE)
TC: MACHETTI Cinzia (ITA), LIN Yu-Sung (TPE)
Scorers: MICHAEL Craig (USA), CRAIG Greta (ITA), CHANG Sy-Chau (TPE),

GAMESUMMARY - RESULTADO DEL JUEGO 06



PERU – CHINESE TAIPEI



Chinese Taipei 10, Peru 0

Jul 27, 2019 at Tainan (TPE), Gueiren Baseball Stadium

Peru.....000 0 - 0 1 1 (1-2)
Chinese Taipei.....024 4 - 10 11 0 (3-0)

Pitchers:

Peru - TSUKAZAN OLIDEN Emilia Sumi
Chinese Taipei - HUANG Yu-Chien
Win: HUANG Yu-Chien (2-0)
Loss: TSUKAZAN OLIDEN Emilia Sumi (1-1)

Homeruns: Chinese Taipei: KO Hao-Che


Attendance: 70
Start: 15:54
Time: 1:06
Weather: 28° C Mostly Cloudy

Umpires: HP-ACOSTA Pablo (ARG), 1B-ORTIZ Angel (PUR), 2B-ENGLISH James (AUS), 3B-JINNO Mari (JPN)
TC: SANNA Giovanni (ITA), MADDEN John (USA)
Scorers: CRAIG Greta (ITA), MICHAEL Craig (USA), CHANG Sy-Chau (TPE)

FINAL ROUND – RONDA FINAL

SCHEDULE AND RESULTS – CALENDARIO Y RESULTADOS

TUESDAY JULY 30 – MARTES 30 DE JULIO, 2019

#	Hour Hora	Stadium Campo	Away Team Equipo Visitante	Home Team Equipo Local	Score	Inn
13	13:00	Gueiren Baseball Stadium 🇵🇹	4°	3°		
14	15:00	Gueiren Baseball Stadium 🇵🇹	2°	1°		
				CLOSING CEREMONY – CEREMONIA DE CLAUSURA		

Local time in Chinese Taipei / Hora local en China Taipéi

TEAM'S STATS RANKING ESTADÍSTICAS POR EQUIPO (INCLUDING GAMES 1-6 - INCLUYENDO PARTIDOS DEL 1 AL 6)

BATTING - BATEO

TEAM	AVG	G	AB	R	H	2B	3B	HR	RBI	TB	SLG%	BB	HP	SO	GDP	OB%	SF	SH	SB-ATT
Chinese Taipei	.413	3	63	33	26	3	2	2	19	39	.619	11	2	8	0	.513	0	0	11-11
Czech Republic	.369	3	65	16	24	1	0	0	8	25	.385	7	0	6	0	.431	0	0	7-7
Indonesia	.100	3	40	0	4	0	0	0	0	4	.100	1	1	21	0	.143	0	2	1-2
Peru	.065	3	46	1	3	1	0	0	0	4	.087	9	0	24	0	.218	0	1	0-0
TOTALS	.266	6	214	50	57	5	2	2	27	72	.336	28	3	59	0	.359	0	3	19-20

PITCHING - PITCHEO

TEAM	ERA	W-L	SV	IP	GS	CG	SHO	H	R	ER	BB	SO	2B	3B	HR	AB	B/Avg	WP	HP	IP	SHA	SFA
Czech Republic	0.00	2-1	1	15.0	3	1	1	4	1	0	4	26	0	0	0	48	.083	4	1	2	2	0
Chinese Taipei	0.00	3-0	0	12.0	3	1	1	3	0	0	6	19	1	0	0	38	.079	1	0	0	1	0
Indonesia	5.00	0-3	0	11.0	3	3	0	28	32	11	10	0	3	1	0	66	.424	8	1	3	0	0
Peru	6.38	1-2	0	13.1	3	2	1	22	17	17	8	14	1	1	2	62	.355	1	1	1	0	0
TOTALS	2.73	6-6	1	51.1	12	7	3	57	50	28	28	59	5	2	2	214	.266	14	3	6	3	0

DEFENSE - DEFENSA

TEAM	C	PO	A	E	DP	FLD%	CSB	SBA	SBA%	CI	PB
Chinese Taipei	52	36	15	1	0	.981	0	0	0	0	0
Czech Republic	59	45	12	2	1	.966	1	1	.500	0	0
Indonesia	66	33	18	15	1	.773	0	10	1.000	0	0
Peru	57	40	14	3	0	.947	0	8	1.000	0	2
TOTALS	234	154	59	21	2	.910	1	19	.950	0	2

TEAM'S STATS – ESTADÍSTICAS DE EQUIPO

(INCLUDING GAMES 1-XX – INCLUYENDO JUEGOS DEL 1 AL XX)



CHINESE TAIPEI

TPE

Overall Statistics (as of Jul 27, 2019)
(All Games, Sorted by Batting Avg)

Record: Tournament: 3-0 / Opening Round: 3-0

#	PLAYER	AVG	GP-GS	AB	R	H	2B	3B	HR	RBI	TB	SLG%	BB	HP	SO	GDP	OB%	SF	SH	SB-ATT
17	CHEN Chia-Yi	1.000	2-1	1	2	1	0	0	0	0	1	1.000	0	1	0	0	1.000	0	0	0-0
8	KO Hao-Che	.667	3-3	6	5	4	1	0	1	4	8	1.333	1	0	0	0	.714	0	0	1-1
10	CHIU Yu-Hsin	.500	3-3	8	4	4	2	0	0	3	6	.750	1	0	2	0	.556	0	0	2-2
9	CHIANG Hsiao-En	.500	2-2	6	5	3	0	0	1	4	6	1.000	0	0	0	0	.500	0	0	1-1
30	ZENG Rui-En	.500	3-3	6	2	3	0	1	0	3	5	.833	1	1	0	0	.625	0	0	0-0
2	CHIU Sheng-An	.500	3-1	4	2	2	0	0	0	0	2	.500	0	0	0	0	.500	0	0	1-1
11	LIN Chih-Teng	.500	2-2	2	3	1	0	0	0	0	1	.500	1	0	0	0	.667	0	0	2-2
7	LI SIAO	.500	3-3	2	1	1	0	0	0	0	1	.500	3	0	1	0	.800	0	0	0-0
1	HUANG Yu-Chien	.400	3-2	5	2	2	0	0	0	1	2	.400	0	0	0	0	.400	0	0	0-0
5	KAO Chia-Yi	.333	3-1	3	1	1	0	0	0	0	1	.333	1	0	2	0	.500	0	0	0-0
20	LIN Wei-Chi	.333	2-1	3	1	1	0	0	0	1	1	.333	0	0	0	0	.333	0	0	2-2
22	WANG Hsin-Yen	.333	3-3	3	2	1	0	0	0	0	1	.333	2	0	1	0	.600	0	0	0-0
21	TSAI Ching	.250	3-1	4	1	1	0	0	0	2	1	.250	0	0	0	0	.250	0	0	2-2
6	SHIH Ai-Ling	.125	3-3	8	1	1	0	1	0	1	3	.375	1	0	1	0	.222	0	0	0-0
14	SHIH Ming-Feng	.000	2-0	1	1	0	0	0	0	0	0	.000	0	0	0	0	.000	0	0	0-0
15	LIN Ruo-Ya	.000	2-1	1	0	0	0	0	0	0	0	.000	0	0	1	0	.000	0	0	0-0
	Totals	.413		63	33	26	3	2	2	19	39	.619	11	2	8	0	.513	0	0	11-11
	Opponents	.079		38	0	3	1	0	0	0	4	.105	6	0	19	0	.205	0	1	0-0

(All Games, Sorted by Earned Run Avg)

#	PLAYER	ERA	W-L	SV	IP	G	GS	CG	SHO	H	R	ER	BB	SO	2B	3B	HR	AB	B/Avg	WP	HP	IP	SHA	SFA
1	HUANG Yu-Chien	0.00	2-0	0	6.0	2	2	1	1	1	0	0	2	12	0	0	0	19	.053	1	0	0	0	0
20	LIN Wei-Chi	0.00	0-0	0	2.0	1	0	0	0	0	0	0	3	3	0	0	0	6	.000	0	0	0	0	0
17	CHEN Chia-Yi	0.00	1-0	0	4.0	2	1	0	0	2	0	0	1	4	1	0	0	13	.154	0	0	0	1	0
	Totals	0.00	3-0	0	12.0	3	3	1	1	3	0	0	6	19	1	0	0	38	.079	1	0	0	1	0
	Opponents	10.65	0-3	0	10.1	3	3	2	0	26	33	22	11	8	3	2	2	63	.413	6	2	3	0	0

(All Games, Sorted by Fielding Pct)

#	PLAYER	C	PO	A	E	DP	FLD%	CSB	SBA	SBA%	CI	PB
9	CHIANG Hsiao-En	11	11	0	0	0	1.000	0	0	0	0	0
21	TSAI Ching	10	10	0	0	0	1.000	0	0	0	0	0
30	ZENG Rui-En	9	8	1	0	0	1.000	0	0	0	0	0
10	CHIU Yu-Hsin	6	4	2	0	0	1.000	0	0	0	0	0
7	LI SIAO	6	2	4	0	0	1.000	0	0	0	0	0
1	HUANG Yu-Chien	2	0	2	0	0	1.000	0	0	0	0	0
6	SHIH Ai-Ling	2	0	2	0	0	1.000	0	0	0	0	0
2	CHIU Sheng-An	2	0	2	0	0	1.000	0	0	0	0	0
11	LIN Chih-Teng	2	1	1	0	0	1.000	0	0	0	0	0
17	CHEN Chia-Yi	2	0	1	1	0	.500	0	0	0	0	0
	Totals	52	36	15	1	0	.981	0	0	0	0	0
	Opponents	52	31	10	11	0	.788	0	11	1.000	0	2

TEAM'S STATS – ESTADÍSTICAS DE EQUIPO

(INCLUDING GAMES 1-XX – INCLUYENDO JUEGOS DEL 1 AL XX)



CZECH REPUBLIC

CZE

Overall Statistics (as of Jul 27, 2019)
(All Games, Sorted by Batting Avg)

Record: Tournament: 2-1 / Opening Round: 2-1

#	PLAYER	AVG	GP-GS	AB	R	H	2B	3B	HR	RBI	TB	SLG%	BB	HP	SO	GDP	OB%	SF	SH	SB-ATT
16	SPASEK Adrien	.750	3-3	8	2	6	0	0	0	0	6	.750	0	0	0	0	.750	0	0	1-1
8	WASSERBAUER David	.600	3-2	5	1	3	0	0	0	0	3	.600	0	0	0	0	.600	0	0	0-0
2	SYKORA Simon	.500	2-2	4	1	2	0	0	0	1	2	.500	1	0	1	0	.600	0	0	0-0
3	MULAS Jan	.500	3-1	2	1	1	0	0	0	2	1	.500	0	0	0	0	.500	0	0	0-0
5	BINTER Jakub	.500	1-1	2	2	1	0	0	0	1	1	.500	0	0	0	0	.500	0	0	0-0
4	ISOF Jakub	.400	3-2	5	1	2	0	0	0	1	2	.400	1	0	0	0	.500	0	0	0-0
15	FORETOVA Amelie	.375	3-3	8	2	3	0	0	0	0	3	.375	0	0	1	0	.375	0	0	0-0
10	ROLFESOVA Sara	.333	2-2	3	0	1	0	0	0	0	1	.333	0	0	1	0	.333	0	0	0-0
1	DRAGONOVA Rozalie	.333	3-1	3	1	1	0	0	0	0	1	.333	0	0	0	0	.333	0	0	1-1
11	POSIK Jakub	.250	2-2	4	0	1	0	0	0	0	1	.250	0	0	0	0	.250	0	0	0-0
9	TSMAS TadeaS	.250	2-2	4	1	1	1	0	0	0	2	.500	0	0	2	0	.250	0	0	1-1
14	KRAJSOVA Nikola	.167	3-3	6	0	1	0	0	0	2	1	.167	2	0	0	0	.375	0	0	2-2
13	KOUBOVA Tereza	.167	3-3	6	1	1	0	0	0	1	1	.167	0	0	1	0	.167	0	0	1-1
12	VIMROVA Adela	.000	1-1	0	0	0	0	0	0	0	0	.000	1	0	0	0	1.000	0	0	0-0
6	MALSEKOVA Julie	.000	2-0	2	1	0	0	0	0	0	0	.000	1	0	0	0	.333	0	0	0-0
7	SEDLASKOVA Viktori	.000	2-2	3	2	0	0	0	0	0	0	.000	1	0	0	0	.250	0	0	1-1
Totals		.369		65	16	24	1	0	0	8	25	.385	7	0	6	0	.431	0	0	7-7
Opponents		.083		48	1	4	0	0	0	0	4	.083	4	1	26	0	.170	0	2	1-2

(All Games, Sorted by Earned Run Avg)

#	PLAYER	ERA	W-L	SV	IP	G	GS	CG	SHO	H	R	ER	BB	SO	2B	3B	HR	AB	B/Avg	WP	HP	IP	SHA	SFA
14	KRAJSOVA Nikola	0.00	1-0	0	5.0	1	1	1	1	3	0	0	1	5	0	0	0	15	.200	1	1	0	1	0
16	SPASEK Adrien	0.00	0-1	0	4.0	1	1	0	0	0	1	0	2	9	0	0	0	14	.000	1	0	0	0	0
3	MULAS Jan	0.00	1-0	0	4.0	2	1	0	0	1	0	0	1	10	0	0	0	13	.077	2	0	2	1	0
8	WASSERBAUER David	0.00	0-0	1	2.0	1	0	0	0	0	0	0	0	2	0	0	0	6	.000	0	0	0	0	0
Totals		0.00	2-1	1	15.0	3	3	1	1	4	1	0	4	26	0	0	0	48	.083	4	1	2	2	0
Opponents		2.14	1-2	0	14.0	3	3	3	1	24	16	6	7	6	1	0	0	65	.369	3	0	1	0	0

(All Games, Sorted by Fielding Pct)

#	PLAYER	C	PO	A	E	DP	FLD%	CSB	SBA	SBA%	CI	PB
11	POSIK Jakub	17	16	1	0	0	1.000	1	1	.500	0	0
2	SYKORA Simon	9	8	1	0	0	1.000	0	0	0	0	0
15	FORETOVA Amelie	7	6	1	0	0	1.000	0	0	0	0	0
14	KRAJSOVA Nikola	5	3	2	0	0	1.000	0	0	0	0	0
9	TSMAS TadeaS	4	1	3	0	1	1.000	0	0	0	0	0
3	MULAS Jan	2	0	2	0	0	1.000	0	0	0	0	0
4	ISOF Jakub	2	2	0	0	0	1.000	0	0	0	0	0
8	WASSERBAUER David	1	1	0	0	0	1.000	0	0	0	0	0
16	SPASEK Adrien	11	8	2	1	1	.909	0	0	0	0	0
13	KOUBOVA Tereza	1	0	0	1	0	.000	0	0	0	0	0
Totals		59	45	12	2	1	.966	1	1	.500	0	0
Opponents		71	42	22	7	1	.901	0	7	1.000	0	0

TEAM'S STATS – ESTADÍSTICAS DE EQUIPO

(INCLUDING GAMES 1-XX – INCLUYENDO JUEGOS DEL 1 AL XX)



INDONESIA

INA

Overall Statistics for Indonesia (as of Jul 27, 2019)
(All Games, Sorted by Batting Avg)

Record: Tournament: 0-3 / Opening Round: 0-3

#	PLAYER	AVG	GP-GS	AB	R	H	2B	3B	HR	RBI	TB	SLG%	BB	HP	SO	GDP	OB%	SF	SH	SB-ATT
3	PRAWIRADILAGA Adik	.500	3-3	4	0	2	0	0	0	0	2	.500	0	0	0	0	.500	0	0	1-2
6	TJONDRONEGORO Arro	.250	3-3	4	0	1	0	0	0	0	1	.250	0	0	1	0	.250	0	1	0-0
1	HARMOKO Rashad Kha	.250	3-2	4	0	1	0	0	0	0	1	.250	0	0	1	0	.250	0	0	0-0
7	KAMINI Sunshine Aq	.000	3-3	4	0	0	0	0	0	0	0	.000	0	0	2	0	.000	0	0	0-0
11	PUTRI Athaya Luna	.000	3-1	2	0	0	0	0	0	0	0	.000	0	0	2	0	.000	0	0	0-0
8	ARNANTA Alino Asiw	.000	3-1	1	0	0	0	0	0	0	0	.000	0	0	0	0	.000	0	1	0-0
12	BRACHMANTIO Muhammm	.000	3-1	1	0	0	0	0	0	0	0	.000	0	0	1	0	.000	0	0	0-0
9	BUDIANTO Naura Maz	.000	3-2	2	0	0	0	0	0	0	0	.000	0	1	1	0	.333	0	0	0-0
14	ADINATA Amanda Lax	.000	3-1	1	0	0	0	0	0	0	0	.000	0	0	1	0	.000	0	0	0-0
4	AZGA Samsara Putri	.000	3-2	3	0	0	0	0	0	0	0	.000	1	0	2	0	.250	0	0	0-0
15	RACHMALLIA Sheila	.000	3-2	3	0	0	0	0	0	0	0	.000	0	0	3	0	.000	0	0	0-0
13	MUZELLA Zia Oktyor	.000	3-1	2	0	0	0	0	0	0	0	.000	0	0	2	0	.000	0	0	0-0
10	ARMAND Quiny Alisy	.000	3-3	3	0	0	0	0	0	0	0	.000	0	0	2	0	.000	0	0	0-0
5	LEMUEL Dylan	.000	3-2	3	0	0	0	0	0	0	0	.000	0	0	1	0	.000	0	0	0-0
2	NG Vittorio Chendr	.000	3-3	3	0	0	0	0	0	0	0	.000	0	0	2	0	.000	0	0	0-0
Totals		.100		40	0	4	0	0	0	0	4	.100	1	1	21	0	.143	0	2	1-2
Opponents		.424		66	32	28	3	1	0	14	33	.5	10	1	0	0	.506	0	0	10-10

(All Games, Sorted by Earned Run Avg)

#	PLAYER	ERA	W-L	SV	IP	G	GS	CG	SHO	H	R	ER	BB	SO	2B	3B	HR	AB	B/Avg	WP	HP	IP	SHA	SFA
10	ARMAND Quiny Alisy	5.00	0-3	0	11.0	3	3	3	0	28	32	11	10	0	3	1	0	66	.424	8	1	3	0	0
Totals		5.00	0-3	0	11.0	3	3	3	0	28	32	11	10	0	3	1	0	66	.424	8	1	3	0	0
Opponents		0.00	3-0	1	13.0	3	3	1	1	4	0	0	1	21	0	0	0	40	.100	3	1	2	2	0

(All Games, Sorted by Fielding Pct)

#	PLAYER	C	PO	A	E	DP	FLD%	CSB	SBA	SBA%	CI	PB
6	TJONDRONEGORO Arro	13	8	5	0	1	1.000	0	0	0	0	0
12	BRACHMANTIO Muhammm	4	4	0	0	1	1.000	0	0	0	0	0
4	AZGA Samsara Putri	4	2	2	0	0	1.000	0	0	0	0	0
2	NG Vittorio Chendr	8	6	1	1	0	.875	0	7	1.000	0	0
1	HARMOKO Rashad Kha	7	2	4	1	0	.857	0	0	0	0	0
5	LEMUEL Dylan	8	6	0	2	0	.750	0	0	0	0	0
7	KAMINI Sunshine Aq	6	0	4	2	0	.667	0	0	0	0	0
3	PRAWIRADILAGA Adik	6	3	1	2	0	.667	0	3	1.000	0	0
8	ARNANTA Alino Asiw	2	1	0	1	0	.500	0	0	0	0	0
10	ARMAND Quiny Alisy	5	1	1	3	0	.400	0	0	0	0	0
14	ADINATA Amanda Lax	1	0	0	1	0	.000	0	0	0	0	0
15	RACHMALLIA Sheila	1	0	0	1	0	.000	0	0	0	0	0
13	MUZELLA Zia Oktyor	1	0	0	1	0	.000	0	0	0	0	0
Totals		66	33	18	15	1	.773	0	10	1.000	0	0
Opponents		51	39	12	0	1		1	1	.500	0	0

TEAM'S STATS – ESTADÍSTICAS DE EQUIPO

(INCLUDING GAMES 1-XX – INCLUYENDO JUEGOS DEL 1 AL XX)



PERU

PER

Overall Statistics (as of Jul 27, 2019)
(All Games, Sorted by Batting Avg)

Record: Tournament: 1-2 / Opening Round: 1-2 / : -

#	PLAYER	AVG	GP-GS	AB	R	H	2B	3B	HR	RBI	TB	SLG%	BB	HP	SO	GDP	OB%	SF	SH	SB-ATT
16	TSUKAZAN OLIDEN Em	.333	3-3	3	0	1	0	0	0	0	1	.333	0	0	2	0	.333	0	0	0-0
2	PERALTA LOPEZ Josu	.250	3-3	4	0	1	0	0	0	0	1	.250	2	0	2	0	.500	0	0	0-0
11	RETUERTO ZAPATA Ru	.143	3-3	7	0	1	1	0	0	0	2	.286	0	0	2	0	.143	0	0	0-0
12	BURRELL MORENO Lau	.000	3-2	0	0	0	0	0	0	0	0	.000	2	0	0	0	1.000	0	1	0-0
1	CHAMAYA RONCEROS E	.000	1-1	2	0	0	0	0	0	0	0	.000	0	0	2	0	.000	0	0	0-0
14	HIGA ENDO Valeria	.000	3-3	4	0	0	0	0	0	0	0	.000	1	0	1	0	.200	0	0	0-0
10	MOLERO CHAVEZ Aria	.000	2-2	3	1	0	0	0	0	0	0	.000	1	0	2	0	.250	0	0	0-0
6	NAGAMINE NAKASONE	.000	3-3	5	0	0	0	0	0	0	0	.000	1	0	2	0	.167	0	0	0-0
15	PANDO CASTRO Joaqui	.000	3-3	5	0	0	0	0	0	0	0	.000	0	0	2	0	.000	0	0	0-0
8	SHIBATA HIGA Ken N	.000	3-3	5	0	0	0	0	0	0	0	.000	1	0	3	0	.167	0	0	0-0
13	SHIMABUKURO KUDO S	.000	2-1	1	0	0	0	0	0	0	0	.000	1	0	1	0	.500	0	0	0-0
7	TOYAMA SHIROMA Dan	.000	3-3	5	0	0	0	0	0	0	0	.000	0	0	4	0	.000	0	0	0-0
4	TOYAMA SHIROMA Sof	.000	1-0	2	0	0	0	0	0	0	0	.000	0	0	1	0	.000	0	0	0-0
Totals		.65		46	1	3	1	0	0	0	4	.87	9	0	24	0	.218	0	1	0-0
Opponents		.355		62	17	22	1	1	2	13	31	.5	8	1	14	0	.437	0	0	8-8

(All Games, Sorted by Earned Run Avg)

#	PLAYER	ERA	W-L	SV	IP	G	GS	CG	SHO	H	R	ER	BB	SO	2B	3B	HR	AB	B/Avg	WP	HP	IP	SHA	SFA
16	TSUKAZAN OLIDEN Em	4.82	1-1	0	9.1	3	2	2	1	16	9	9	4	11	1	1	1	43	.372	1	0	1	0	0
14	HIGA ENDO Valeria	10.00	0-1	0	4.0	1	1	0	0	6	8	8	4	3	0	0	1	19	.316	0	1	0	0	0
Totals		6.38	1-2	0	13.1	3	3	2	1	22	17	17	8	14	1	1	2	62	.355	1	1	1	0	0
Opponents		0.00	2-1	0	14.0	3	3	1	1	3	1	0	9	24	1	0	0	46	.065	2	0	0	1	0

(All Games, Sorted by Fielding Pct)

#	PLAYER	C	PO	A	E	DP	FLD%	CSB	SBA	SBA%	CI	PB
6	NAGAMINE NAKASONE	16	15	1	0	0	1.000	0	8	1.000	0	2
14	HIGA ENDO Valeria	4	1	3	0	0	1.000	0	0	0	0	0
10	MOLERO CHAVEZ Aria	3	1	2	0	0	1.000	0	0	0	0	0
2	PERALTA LOPEZ Josu	3	3	0	0	0	1.000	0	0	0	0	0
11	RETUERTO ZAPATA Ru	2	1	1	0	0	1.000	0	0	0	0	0
16	TSUKAZAN OLIDEN Em	2	0	2	0	0	1.000	0	0	0	0	0
4	TOYAMA SHIROMA Sof	1	1	0	0	0	1.000	0	0	0	0	0
15	PANDO CASTRO Joaqui	13	12	0	1	0	.923	0	0	0	0	0
7	TOYAMA SHIROMA Dan	10	6	3	1	0	.900	0	0	0	0	0
8	SHIBATA HIGA Ken N	3	0	2	1	0	.667	0	0	0	0	0
Totals		57	40	14	3	0	.947	0	8	1.000	0	2
Opponents		60	42	15	3	0	.95	0	0	0	0	0

TECHNICAL APPOINTMENTS – DESIGNACIONES TÉCNICAS

#	Hour Hora	Away Team Equipo Visitante	Home Team Equipo Local		UMPIRES	SCORERS	TECHNICAL COMM.
7	10:00	Peru	Indonesia	HP	Ming-Yi Lin TPE	Michael Craig USA	John Madden USA
Gueiren Baseball Stadium				1B	Ming-Yi Lin TPE	Andrés De León PAN	Yu-Sung Lin TPE
				2B	Show-Ling Wang TPE	Sy Chau Chang TPE	
				3B	Nien-Tai Wang TPE		

#	Hour Hora	Away Team Equipo Visitante	Home Team Equipo Local		UMPIRES	SCORERS	TECHNICAL COMM.
8	12:00	Czech Republic	Chinese Taipei	HP	Pablo Acosta ARG	Andrés De León PAN	Cinzia Machetti ITA
Gueiren Baseball Stadium				1B	Mari Jinno JPN	Michael Craig USA	Heidi IP HKG
				2B	Angel Ortiz PUR	Sy Chau Chang TPE	
				3B	James English AUS		

#	Hour Hora	Away Team Equipo Visitante	Home Team Equipo Local		UMPIRES	SCORERS	TECHNICAL COMM.
9	14:00	Indonesia	Peru	HP	Nien-Tai Wang TPE	Greta Craig ITA	Giovanni Sanna ITA
Gueiren Baseball Stadium				1B	Ming-Yi Lin TPE	Feiko Drost NED	Tsih-Yang Chang TPE
				2B	Chi-Liang Hung TPE	Yu-Wei Horng TPE	
				3B	Show-Ling Wang TPE		

#	Hour Hora	Away Team Equipo Visitante	Home Team Equipo Local		UMPIRES	SCORERS	TECHNICAL COMM.
10	16:00	Chinese Taipei	Czech Republic	HP	Mari Jinno JPN	Feiko Drost NED	Cinzia Machetti ITA
Gueiren Baseball Stadium				1B	Angel Ortiz PUR	Greta Craig ITA	Heidi IP HKG
				2B	Pablo Acosta ARG	Yu-Wei Horng TPE	
				3B	James English AUS		

ABBREVIATIONS – ABREVIATURAS

(IN ALPHABETICAL ORDER – EN ORDEN ALFABÉTICO)

HITTING – OFENSIVA			PITCHING – PITCHEO		
2B	Doubles	Dobles	2B	Doubles allowed	Dobles permitidos
3B	Triples	Triples	3B	Triples allowed	Triples permitidos
AB	At bats	Veces al bate	AB	At bats	Veces al bate
AVG	Batting average	Average de bateo	B/Avg	Opponent batting average	Average de bateo de los oponentes
BB	Base on balls	Base por bolas	BK	Balk	Balk
GDP	Grounded into double plays	Batazo para Doble Play	BB	Base on balls allowed	Bases por bolas concedidas
G	Games played	Juegos jugados	CG	Complete games	Juegos completo
H	Hits	Hits conectados	ER	Earned runs allowed	Carreras limpias permitidas
HP	Hit by pitch	Golpeado por el lanzador	ERA	Earned run average	Promedio de efectividad
HR	Homeruns	Cuadrangulares	IBB	Intentional base on balls allowed	Bases por bolas intencionales
IBB	Intentional base on balls	Base por bolas intencional	GP	Games pitched	Juegos lanzados
OB%	On base percentage	Promedio de embasado	GS	Games started	Juegos iniciados
R	Runs scored	Carreras anotadas	H	Hits allowed	Hits permitidos
RBI	Runs batted in	Carreras impulsadas	HP	Hit by pitch	Golpeados por el lanzamiento
SB / ATT	Stolen bases / SB attempts	Bases Robadas / Intentos de robo	HR	Home runs allowed	Cuadrangulares permitidos
SF	Sacrifice flies	Sacrificio Fly	IP	Innings played	Entradas lanzadas
SH	Sacrifice hits	Toque de sacrificio	R	Runs allowed	Carreras permitidas
SLG%	Slugging percentage	Average de slugging	SO	Strikeouts	Ponches propinados
SO	Strikeouts	Ponches	SFA	Sacrifice flies allowed	Sacrificios fly permitidos
TB	Total bases	Total de bases alcanzadas por hit	SHA	Sacrifice hits allowed	Toques de sacrificio permitidos
			SHO	Shutouts / Combination shutouts	Blanqueos / Blanqueos combinados
			SV	Saves	Juegos salvados
			W-L	Wins/Losses	Juegos ganados/Perdidos
			WP	Wild pitches	Wild pitches

FIELDING – DEFENSA

A	Assists	Asistencias
C	Chances	Total de lances
CI	Catcher's interference	Interferencia del receptor
CSB	Caught stealing (by pitcher and catcher)	Atrapado robando (del lanzador y del receptor)
DP	Double plays participated in	Participaciones en doble play
E	Errors	Errores
FLD%	Fielding percentage	Promedio de defensa
PB	Passed balls (catcher)	Passed ball (receptor)
PO	Putouts	Outs (Eliminaciones)
SBA	Stolen bases allowed (pitcher and catcher)	Robos permitidos (lanzador y receptor)
SBA%	Stolen bases against percentage (pitcher and catcher)	Promedio de robos permitidos (lanzador y receptor)