



WBSC

2-17 NOVEMBER 2019



15th NOVEMBER/NOVIEMBRE 2019





DAILY REPORT

13


OPENING ROUND – RONDA DE APERTURA

STANDINGS – POSICIÓN DE EQUIPOS





GROUP A – GRUPO A (MEXICO)

RK	TEAM – EQUIPO	GP	W	L	AVG	GB
1	 MEXICO	3	3	0	1.000	-
2	 USA	3	2	1	.667	1.0
3	 DOMINICAN REPUBLIC	3	1	2	.333	2.0
4	 NETHERLANDS	3	0	3	.000	3.0

GROUP B – GRUPO B (CHINESE TAIPEI)

RK	TEAM – EQUIPO	GP	W	L	AVG	GB
1	 JAPAN	3	3	0	1.000	-
2	 CHINESE TAIPEI	3	2	1	.667	1.0
3	 VENEZUELA	3	1	2	.333	2.0
4	 PUERTO RICO	3	0	3	.000	3.0

GROUP C – GRUPO C (KOREA)

RK	TEAM – EQUIPO	GP	W	L	AVG	GB
1	 KOREA	3	3	0	1.000	-
2	 AUSTRALIA	3	1	2	.333	2.0
3	 CANADA	3	1	2	.333	2.0
4	 CUBA	3	1	2	.333	2.0

The Teams are placed according the Tournament Regulations for the WBSC.

Los equipos son ordenados en atención a los Reglamentos Oficiales de la WBSC.

OPENING ROUND – RONDA DE APERTURA

SCHEDULE AND RESULTS – CALENDARIO Y RESULTADOS

GROUP A – GRUPO A (MEXICO)

 DOMINICAN REPUBLIC

 MEXICO

 NETHERLANDS

 USA

GROUP B – GRUPO B (CHINESE TAIPEI)

 JAPAN

 PUERTO RICO

 CHINESE TAIPEI

 VENEZUELA

GROUP C – GRUPO C (KOREA)

 AUSTRALIA

 CANADA

 CUBA

 KOREA



SATURDAY NOVEMBER 2 – SÁBADO 2 DE NOVIEMBRE, 2019

#	Hour Hora	Stadium Campo	Group Grupo	Away Team Equipo Visitante	Home Team Equipo Local	Score	Inn
1	12:00	GUADALAJARA	A	 NETHERLANDS	 USA	0-9	
2	19:00	GUADALAJARA	A	 DOMINICAN REPUBLIC	 MEXICO	1-6	6

SUNDAY NOVEMBER 3 – DOMINGO 3 DE NOVIEMBRE, 2019

#	Hour Hora	Stadium Campo	Group Grupo	Away Team Equipo Visitante	Home Team Equipo Local	Score	Inn
3	12:00	GUADALAJARA	A	 DOMINICAN REPUBLIC	 NETHERLANDS	14-4	7
4	19:00	GUADALAJARA	A	 MEXICO	 USA	8-2	

MONDAY NOVEMBER 4 – LUNES 4 DE NOVIEMBRE, 2019

#	Hour Hora	Stadium Campo	Group Grupo	Away Team Equipo Visitante	Home Team Equipo Local	Score	Inn
5	19:00	GUADALAJARA	A	 USA	 DOMINICAN REPUBLIC	10-8	

TUESDAY NOVEMBER 5 – MARTES 5 DE NOVIEMBRE, 2019

#	Hour Hora	Stadium Campo	Group Grupo	Away Team Equipo Visitante	Home Team Equipo Local	Score	Inn
6	19:00	GUADALAJARA	A	 NETHERLANDS	 MEXICO	2-10	
7	18:00	TAOYUAN	B	 VENEZUELA	 JAPAN	4-8	
8	18:30	TAICHUNG	B	 PUERTO RICO	 CHINESE TAIPEI	1-6	

Local time in each country / Hora local en cada país.

OPENING ROUND – RONDA DE APERTURA

SCHEDULE AND RESULTS – CALENDARIO Y RESULTADOS





WEDNESDAY NOVEMBER 6 – MIÉRCOLES 6 DE NOVIEMBRE, 2019

#	Hour Hora	Stadium Campo	Group Grupo	Away Team Equipo Visitante	Home Team Equipo Local	Score	Inn
9	18:00	TAOYUAN	B	 PUERTO RICO	 JAPAN	0-4	
10	18:30	TAICHUNG	B	 CHINESE TAIPEI	 VENEZUELA	3-0	
13	12:00	SEOUL	C	 CANADA	 CUBA	3-0	
14	19:00	SEOUL	C	 AUSTRALIA	 KOREA	0-5	

THURSDAY NOVEMBER 7 – JUEVES 7 DE NOVIEMBRE, 2019

#	Hour Hora	Stadium Campo	Group Grupo	Away Team Equipo Visitante	Home Team Equipo Local	Score	Inn
11	12:00	TAICHUNG	B	 VENEZUELA	 PUERTO RICO	7-1	
12	18:30	TAICHUNG	B	 JAPAN	 CHINESE TAIPEI	8-1	
15	12:00	SEOUL	C	 AUSTRALIA	 CUBA	2-3	10
16	19:00	SEOUL	C	 KOREA	 CANADA	3-1	

FRIDAY NOVEMBER 8 – VIERNES 8 DE NOVIEMBRE, 2019

#	Hour Hora	Stadium Campo	Group Grupo	Away Team Equipo Visitante	Home Team Equipo Local	Score	Inn
17	12:00	SEOUL	C	 CANADA	 AUSTRALIA	1-3	
18	19:00	SEOUL	C	 CUBA	 KOREA	0-7	

Local time in each country / Hora local encadapaís.

SUPER ROUND – SUPER RONDA

STANDINGS – POSICIÓN DE EQUIPOS

SUPER ROUND – SUPER RONDA (JAPAN)

RK	TEAM – EQUIPO	GP	W	L	AVG	GB
1	 JAPAN	4	3	1	.750	-
1	 KOREA	4	3	1	.750	-
3	 MEXICO	5	3	2	.600	0.5
4	 USA	5	2	3	.400	1.5
5	 AUSTRALIA	4	1	3	.250	2.0
5	 CHINESE TAIPEI	4	1	3	.250	2.0

The Teams are placed according the Tournament Regulations for the WBSC.

Los equipos son ordenados en atención a los Reglamentos Oficiales de la WBSC.

SUPER ROUND – SUPER RONDA

SCHEDULE AND RESULTS – CALENDARIO Y RESULTADOS

SUPER ROUND – SUPER RONDA (JAPAN)

1A MEXICO

1B JAPAN

1C KOREA

2A USA

2B CHINESE TAIPEI

2C AUSTRALIA

SUNDAY NOVEMBER 3 – DOMINGO 3 DE NOVIEMBRE, 2019

#	Hour Hora	Stadium Campo	Group Grupo	Away Team Equipo Visitante	Home Team Equipo Local	Score	Inn
4	19:00	GUADALAJARA	A	MEXICO	USA	8-2	

WEDNESDAY NOVEMBER 6 – MIÉRCOLES 6 DE NOVIEMBRE, 2019

#	Hour Hora	Stadium Campo	Group Grupo	Away Team Equipo Visitante	Home Team Equipo Local	Score	Inn
14	19:00	SEOUL	C	AUSTRALIA	KOREA	0-5	

THURSDAY NOVEMBER 7 – JUEVES 7 DE NOVIEMBRE, 2019

#	Hour Hora	Stadium Campo	Group Grupo	Away Team Equipo Visitante	Home Team Equipo Local	Score	Inn
12	18:30	TAICHUNG	B	JAPAN	CHINESE TAIPEI	8-1	

MONDAY NOVEMBER 11 – LUNES 11 DE NOVIEMBRE, 2019

#	Hour Hora	Stadium Campo	Group Grupo	Away Team Equipo Visitante	Home Team Equipo Local	Score	Inn
19	12:00	ZOZO Marine, Chiba	SR	CHINESE TAIPEI	MEXICO	0-2	
20	19:00	ZOZO Marine, Chiba	SR	AUSTRALIA	JAPAN	2-3	
21	19:00	Tokyo Dome	SR	USA	KOREA	1-5	

Local time in Japan/ Hora local en Japón

SUPER ROUND – SUPER RONDA

SCHEDULE AND RESULTS – CALENDARIO Y RESULTADOS

TUESDAY NOVEMBER 12 – MARTES 12 DE NOVIEMBRE, 2019

#	Hour Hora	Stadium Campo	Group Grupo	Away Team Equipo Visitante	Home Team Equipo Local	Score	Inn
22	12:00	Tokyo Dome	SR	 AUSTRALIA	 MEXICO	0-3	
23	19:00	ZOZO Marine, Chiba	SR	 CHINESE TAIPEI	 KOREA	7-0	
24	19:00	Tokyo Dome	SR	 USA	 JAPAN	4-3	

WEDNESDAY NOVEMBER 13 – MIÉRCOLES DE NOVIEMBRE, 2019

#	Hour Hora	Stadium Campo	Group Grupo	Away Team Equipo Visitante	Home Team Equipo Local	Score	Inn
25	12:00	Tokyo Dome	SR	 AUSTRALIA	 USA	2-1	
26	19:00	Tokyo Dome	SR	 MEXICO	 JAPAN	1-3	



FRIDAY NOVEMBER 15 – VIERNES 15 DE NOVIEMBRE, 2019

#	Hour Hora	Stadium Campo	Group Grupo	Away Team Equipo Visitante	Home Team Equipo Local	Score	Inn
27	12:00	Tokyo Dome	SR	 CHINESE TAIPEI	 USA	2-3	
28	19:00	Tokyo Dome	SR	 MEXICO	 KOREA	3-7	

SATURDAY NOVEMBER 16 – SÁBADO 16 DE NOVIEMBRE, 2019

#	Hour Hora	Stadium Campo	Group Grupo	Away Team Equipo Visitante	Home Team Equipo Local	Score	Inn
29	12:00	Tokyo Dome	SR	 AUSTRALIA	 CHINESE TAIPEI		
30	19:00	Tokyo Dome	SR	 KOREA	 JAPAN		

SUNDAY NOVEMBER 17 – DOMINGO 17 DE NOVIEMBRE, 2019

#	Hour Hora	Stadium Campo	Group Grupo	Away Team Equipo Visitante	Home Team Equipo Local	Score	Inn
31	12:00	Tokyo Dome	 BRONZE	4th Place afterSR	3rd Place afterSR		
32	19:00	Tokyo Dome	 GOLD	2nd Place afterSR	1st Place afterSR		

Local time in Japan/ Hora local en Japón

GAME SUMMARY - RESULTADO DEL JUEGO 27



CHINESE TAIPEI – USA



United States 3, Chinese Taipei 2

Nov 15, 2019 at JPN, Tokyo Dome

```
-----
Chinese Taipei.....001 001 000 - 2  4  0 (3-3)
United States.....100 000 20X - 3  6  0 (4-3)
-----
```

Pitchers: Chinese Taipei - WU Sheng-Feng, WANG Yao-Lin, CHEN Kuan-Yu, CHEN Hung-Wen
 United States - DUNSHEE Parker, ANDREWS Clayton, FLYNN Brian, MILLS Wyatt, JONES Spencer, SONG Noah, DICKSON Brandon

Win: JONES Spencer (1-0)
 Loss: WU Sheng-Feng (0-1)
 Save: DICKSON Brandon (3)

Homeruns: Chinese Taipei: HU Chin-Lung - Homeruns: United States: ROOKER Brent

Attendance: 4967 Start: 12:01 Time: 2:37 Weather: Dome, 20° C

Umpires: HP-MAKITA Kyohei (JPN), 1B-LEE Ki Joong (KOR),
 2B-SILVA Saiya (VEN), 3B-NIEBLA Jorge (CUB)

Scorers: ZACCARIA Fabio (ITA), CHAN Cindy (HKG), CARPIO Pablo (ESP)
 TC: SANTIAGO George (PUR), MEDINA Pedro (CUB), ASO Koji (JPN)

GAME SUMMARY - RESULTADO DEL JUEGO 28



MEXICO – KOREA



Korea 7, Mexico 3

Nov 15, 2019 at JPN, Tokyo Dome

```
-----
Mexico.....000 021 000 - 3  7  0 (5-2)
Korea.....000 070 00X - 7  7  1 (5-1)
-----
```

Pitchers: Mexico - BARREDA Manuel, BERNARDINO Brennan, GONZALEZ Felipe, KELLY Justin, CASTELLANOS Humberto, SALAS Noel, BUSTAMANTE Carlos
 Korea - PARK Jonghun, CHA Woochan, LEE Youngha, HA Jaehoon, CHO Sangwoo

Win: CHA Woochan (1-0)
 Loss: GONZALEZ Felipe (1-1)
 Save: NONE

Homeruns: Mexico: JONES Jonathan

Attendance: 5121 Start: 19:00 Time: 3:34 Weather: Dome, 18°C

Umpires: HP-FUKAYA Atsushi (JPN), 1B-MACIAS Jeffrey Scott (USA),
 2B-GOSNEY Jeff (USA), 3B-CHI Hua-Wen (TPE)

Scorers: MOLONEY Jennie (AUS), NAKAMURA Fuka (JPN), SANTOS Susana (ESP)
 TC: GUILIZZONI Giuseppe (ITA), BURGOS CALLES Enrique (PAN), CALIENDO Peter (USA)

INDIVIDUAL LEADERS SUMMARY

RESUMEN DE LIDERES INDIVIDUALES

(INCLUDING GAMES 1-28 – INCLUYENDO PARTIDOS DEL 1 AL 28)

BATTING LEADERS – LIDERES OFENSIVOS

Batting avg

1. SUZUKI Seiya, JPN.....	.571
2. HU Chin-Lung, TPE.....	.462
3. LEE Jung-Hoo, KOR.....	.438
4. ADELL Jordon, USA.....	.400
ASAMURA Hideto, JPN.....	.400
6. VAUGHN Andrew, USA.....	.368
7. KIM Ha Seong, KOR.....	.357
8. JONES Jonathan, MEX.....	.333
9. WHITEFIELD Aaron, AUS.....	.308
SAKAMOTO Hayato, JPN.....	.308

Runs scored

1. SUZUKI Seiya, JPN.....	7
2. JONES Jonathan, MEX.....	5
3. KIM Ha Seong, KOR.....	4
4. 16 tied at.....	2

Doubles

1. LEE Jung-Hoo, KOR.....	4
2. NAVARRO Efren, MEX.....	2
BOHM Alec, USA.....	2
SUZUKI Seiya, JPN.....	2
MARU Yoshihiro, JPN.....	2
MIN Byunghun, KOR.....	2
CHATHAM Connor, USA.....	2
8. 19 tied at.....	1

Total bases

1. SUZUKI Seiya, JPN.....	20
2. JONES Jonathan, MEX.....	16
3. ADELL Jordon, USA.....	12
4. SOLIS Roman, MEX.....	11
LEE Jung-Hoo, KOR.....	11
6. ROOKER Brent, USA.....	10
7. HU Chin-Lung, TPE.....	9
8. PAYTON Mark, USA.....	8
9. 5 tied at.....	7

Sac bunts

1. MARU Yoshihiro, JPN.....	2
2. PAYTON Mark, USA.....	1
KIKUCHI Ryosuke, JPN.....	1
WANG Wei-Chen, TPE.....	1
LIN Che-Hsuan, TPE.....	1

Total plate appearances

1. ADELL Jordon, USA.....	22
2. DALBEC Robert, USA.....	21
JONES Jonathan, MEX.....	21
BOHM Alec, USA.....	21
QUIROZ Esteban, MEX.....	21
6. PERIO Noah, MEX.....	20
VAUGHN Andrew, USA.....	20
8. PEREZ Juan, MEX.....	19
9. 5 tied at.....	18

Slugging pct

1. SUZUKI Seiya, JPN.....	1.429
2. JONES Jonathan, MEX.....	.889
3. HU Chin-Lung, TPE.....	.692
4. LEE Jung-Hoo, KOR.....	.688
5. ROOKER Brent, USA.....	.667
6. SOLIS Roman, MEX.....	.611
7. ADELL Jordon, USA.....	.600
8. CLARK Matthew, MEX.....	.583
9. PAYTON Mark, USA.....	.571
10. ASAMURA Hideto, JPN.....	.500

Hits

1. ADELL Jordon, USA.....	8
SUZUKI Seiya, JPN.....	8
3. VAUGHN Andrew, USA.....	7
LEE Jung-Hoo, KOR.....	7
5. JONES Jonathan, MEX.....	6
HU Chin-Lung, TPE.....	6
7. CHATHAM Connor, USA.....	5
KIM Ha Seong, KOR.....	5
9. 10 tied at.....	4

Triples

1. SUZUKI Seiya, JPN.....	2
2. GENDA Sosuke, JPN.....	1

Walks

1. KONDO Kensuke, JPN.....	5
QUIROZ Esteban, MEX.....	5
3. PARK Min Woo, KOR.....	4
DALBEC Robert, USA.....	4
KIM Hyunsoo, KOR.....	4
6. KIM Ha Seong, KOR.....	3
NAVARRO Efren, MEX.....	3
YANG Euiji, KOR.....	3
9. 17 tied at.....	2

Sac flies

1. QUIROZ Esteban, MEX.....	1
-----------------------------	---

At bats

1. ADELL Jordon, USA.....	20
2. VAUGHN Andrew, USA.....	19
3. CRONENWORTH Jacob, USA.....	18
SOLIS Roman, MEX.....	18
JONES Jonathan, MEX.....	18
BOHM Alec, USA.....	18
PERIO Noah, MEX.....	18
8. SALAZAR Javier, MEX.....	17
CHATHAM Connor, USA.....	17
DALBEC Robert, USA.....	17

On base pct

1. SUZUKI Seiya, JPN.....	.647
2. HU Chin-Lung, TPE.....	.500
ASAMURA Hideto, JPN.....	.500
4. LEE Jung-Hoo, KOR.....	.471
KIM Ha Seong, KOR.....	.471
6. KIM Hyunsoo, KOR.....	.467
7. ADELL Jordon, USA.....	.455
8. JONES Jonathan, MEX.....	.429
9. KONDO Kensuke, JPN.....	.412
10. VAUGHN Andrew, USA.....	.400

Runs batted in

1. SUZUKI Seiya, JPN.....	6
2. JONES Jonathan, MEX.....	5
SOLIS Roman, MEX.....	5
4. ASAMURA Hideto, JPN.....	4
KIM Hyunsoo, KOR.....	4
6. CHEN Chun-Hsiu, TPE.....	3
ROOKER Brent, USA.....	3
LEE Jung-Hoo, KOR.....	3
KIM Jaehwan, KOR.....	3
GENDA Sosuke, JPN.....	3

Home runs

1. JONES Jonathan, MEX.....	3
2. ROOKER Brent, USA.....	2
SUZUKI Seiya, JPN.....	2
SOLIS Roman, MEX.....	2
5. 8 tied at.....	1

Hit by pitch

1. PARK Byungho, KOR.....	2
2. 10 tied at.....	1

Stolen bases

1. SHUTO Ukyo, JPN.....	3
2. KIM Ha Seong, KOR.....	2
ADELL Jordon, USA.....	2
4. HUR Kyoungmin, KOR.....	1
PERIO Noah, MEX.....	1
WHITEFIELD Aaron, AUS.....	1
SAKAMOTO Hayato, JPN.....	1
LIN Che-Hsuan, TPE.....	1
PARK Min Woo, KOR.....	1
SUZUKI Seiya, JPN.....	1

Steal attempts

1. SHUTO Ukyo, JPN.....	3
2. KIM Ha Seong, KOR.....	2
SUZUKI Seiya, JPN.....	2
ADELL Jordon, USA.....	2
5. 9 tied at.....	1

INDIVIDUAL LEADERS SUMMARY

RESUMEN DE LIDERES INDIVIDUALES

(INCLUDING GAMES 1-28 – INCLUYENDO PARTIDOS DEL 1 AL 28)

BATTING LEADERS – LIDERES OFENSIVOS

Strikeouts

1. NILSSON Mitchell, AUS.....	9
SALAZAR Javier, MEX.....	9
3. CRONENWORTH Jacob, USA.....	8
4. JONES Jonathan, MEX.....	7
DALBEC Robert, USA.....	7
6. LIN Li, TPE.....	6
SOLIS Roman, MEX.....	6
CLARK Matthew, MEX.....	6
9. 9 tied at.....	5

Avg w/2 outs

1. HUR Kyoungmin, KOR.....	.750
2. ROOKER Brent, USA.....	.667
WHITEFIELD Aaron, AUS.....	.667
4. SUZUKI Seiya, JPN.....	.571
5. LEE Jung-Hoo, KOR.....	.500
LIN Hung-Yu, TPE.....	.500
KIM Ha Seong, KOR.....	.500
KONDO Kensuke, JPN.....	.500
ASAMURA Hideto, JPN.....	.500
10. ADELL Jordon, USA.....	.429

Avg w/bases loaded

1. NAVARRO Efren, MEX.....	1.000
MIN Byunghun, KOR.....	1.000
WHITEFIELD Aaron, AUS.....	1.000
KIM Hyunsoo, KOR.....	1.000
5. CRONENWORTH Jacob, USA.....	.000
LEE Jung-Hoo, KOR.....	.000
LIN Hung-Yu, TPE.....	.000
WADE Logan, AUS.....	.000
ROOKER Brent, USA.....	.000
SUZUKI Seiya, JPN.....	.000

Pinch hitting avg

1. JHANG Jin-De, TPE.....	1.000
HU Chin-Lung, TPE.....	1.000
YUEH Tung-Hua, TPE.....	1.000
4. PAYTON Mark, USA.....	.500
VARSHO Daulton, USA.....	.500
6. CHU Yu-Hsien, TPE.....	.000
AIZAWA Tsubasa, JPN.....	.000
MATSUDA Nobuhiro, JPN.....	.000
EDWARDS Xavier, USA.....	.000
KANG Baekho, KOR.....	.000

2-out RBIs

1. SUZUKI Seiya, JPN.....	5
2. KIM Jaehwan, KOR.....	3
CHEN Chun-Hsiu, TPE.....	3
GENDA Sosuke, JPN.....	3
KIM Hyunsoo, KOR.....	3
ASAMURA Hideto, JPN.....	3
7. ROOKER Brent, USA.....	2
LEE Jung-Hoo, KOR.....	2
9. 12 tied at.....	1

Fly outs

1. PARK Min Woo, KOR.....	7
PEREZ Juan, MEX.....	7
3. QUIROZ Esteban, MEX.....	6
PAYTON Mark, USA.....	6
KENNELLY Timothy, AUS.....	6
KIM Jaehwan, KOR.....	6
7. 8 tied at.....	5

Caught stealing

1. WANG Po-Jung, TPE.....	1
SUZUKI Seiya, JPN.....	1
PAYTON Mark, USA.....	1
JONES Jonathan, MEX.....	1

Avg w/bases empty

1. SUZUKI Seiya, JPN.....	.667
2. CHATHAM Connor, USA.....	.455
3. LEE Jung-Hoo, KOR.....	.429
HU Chin-Lung, TPE.....	.429
5. PAYTON Mark, USA.....	.400
PARK Byungho, KOR.....	.400
MATSUDA Nobuhiro, JPN.....	.400
8. KRATZ Erik, USA.....	.375
9. ADELL Jordon, USA.....	.364
10. VAUGHN Andrew, USA.....	.333

Avg w/RBI ops

1. ADELL Jordon, USA.....	1.000
KIM Ha Seong, KOR.....	1.000
WHITEFIELD Aaron, AUS.....	1.000
4. HU Chin-Lung, TPE.....	.667
5. SAKAMOTO Hayato, JPN.....	.500
KIM Hyunsoo, KOR.....	.500
ASAMURA Hideto, JPN.....	.500
8. SUZUKI Seiya, JPN.....	.429
9. VAUGHN Andrew, USA.....	.333
JONES Jonathan, MEX.....	.333

Pinch hit at bats

1. VARSHO Daulton, USA.....	2
CHU Yu-Hsien, TPE.....	2
PAYTON Mark, USA.....	2
4. 17 tied at.....	1

Runners advanced

1. QUIROZ Esteban, MEX.....	4
2. MATSUDA Nobuhiro, JPN.....	3
MARU Yoshihiro, JPN.....	3
4. KIKUCHI Ryosuke, JPN.....	2
LEE Jung-Hoo, KOR.....	2
VILLANUEVA Christi, MEX.....	2
WANG Wei-Chen, TPE.....	2
8. 17 tied at.....	1

Ground outs

1. BOHM Alec, USA.....	8
PERIO Noah, MEX.....	8
3. WANG Wei-Chen, TPE.....	7
MARU Yoshihiro, JPN.....	7
CRONENWORTH Jacob, USA.....	7
6. YOSHIDA Masataka, JPN.....	6
KIKUCHI Ryosuke, JPN.....	6
GLENDINNING Robert, AUS.....	6
CHEN Chun-Hsiu, TPE.....	6
10.7 tied at.....	5

Grounded into DP

1. 16 tied at.....	1
--------------------	---

Avg w/runners

1. WHITEFIELD Aaron, AUS.....	1.000
2. KIM Ha Seong, KOR.....	.600
3. LIN Hung-Yu, TPE.....	.500
SUZUKI Seiya, JPN.....	.500
HU Chin-Lung, TPE.....	.500
CLARK Matthew, MEX.....	.500
ASAMURA Hideto, JPN.....	.500
HUR Kyoungmin, KOR.....	.500
9. ADELL Jordon, USA.....	.444
LEE Jung-Hoo, KOR.....	.444

Pct adv runners

1. WHITEFIELD Aaron, AUS.....	1.000
2. KIM Ha Seong, KOR.....	.833
3. ASAMURA Hideto, JPN.....	.750
4. LEE Jung-Hoo, KOR.....	.700
5. LIN Hung-Yu, TPE.....	.667
HU Chin-Lung, TPE.....	.667
7. QUIROZ Esteban, MEX.....	.600
MARU Yoshihiro, JPN.....	.600
WANG Wei-Chen, TPE.....	.600
10. SUZUKI Seiya, JPN.....	.556

Pinch hits

1. VARSHO Daulton, USA.....	1
PAYTON Mark, USA.....	1
JHANG Jin-De, TPE.....	1
YUEH Tung-Hua, TPE.....	1
HU Chin-Lung, TPE.....	1

Runners left on base

1. PARK Min Woo, KOR.....	11
2. BOHM Alec, USA.....	8
3. CRONENWORTH Jacob, USA.....	7
CHU Yu-Hsien, TPE.....	7
5. SUZUKI Seiya, JPN.....	6
PARK Byungho, KOR.....	6
7. 6 tied at.....	5

Fly outs/Ground outs

1. PEREZ Juan, MEX.....	7.00
2. QUIROZ Esteban, MEX.....	3.00
KIM Jaehwan, KOR.....	3.00
4. KIM Hyunsoo, KOR.....	2.50
HUR Kyoungmin, KOR.....	2.50
6. ROOKER Brent, USA.....	2.00
PAYTON Mark, USA.....	2.00
KENNELLY Timothy, AUS.....	2.00
SAKAMOTO Hayato, JPN.....	2.00
CLARK Matthew, MEX.....	2.00

INDIVIDUAL LEADERS SUMMARY

RESUMEN DE LIDERES INDIVIDUALES

(INCLUDING GAMES 1-28 – INCLUYENDO PARTIDOS DEL 1 AL 28)

PITCHING LEADERS – LIDERES EN PITCHEO

Earned run avg

1. CHANG Yi, TPE.....	0.00
BARREDA Manuel, MEX.....	0.00
CRUZ Jesus, MEX.....	0.00
VERA Eduardo, MEX.....	0.00
REYES Arturo, MEX.....	0.00
BUSTAMANTE Carlos, MEX.....	0.00
HU Chih-Wei, TPE.....	0.00
8. YANG Hyeonjong, KOR.....	0.77
9. IMANAGA Shota, JPN.....	1.00
10. LEE Youngha, KOR.....	2.08

Batters struck out

1. YANG Hyeonjong, KOR.....	17
2. IMANAGA Shota, JPN.....	12
3. HOUCK Tanner, USA.....	11
4. CHIANG Shao-Ching, TPE.....	8
5. WU Sheng-Feng, TPE.....	7
6. DICKSON Brandon, USA.....	6
TILLO Daniel, USA.....	6
JONES Spencer, USA.....	6
ONO Yudai, JPN.....	6
BARREDA Manuel, MEX.....	6

Saves

1. YAMASAKI Yasuaki, JPN.....	2
DICKSON Brandon, USA.....	2
3. SALAS Noel, MEX.....	1
BUSTAMANTE Carlos, MEX.....	1
KENNEDY Jon, AUS.....	1

Games finished

1. DICKSON Brandon, USA.....	3
BUSTAMANTE Carlos, MEX.....	3
3. WILKINS Luke, AUS.....	2
YAMASAKI Yasuaki, JPN.....	2
CHEN Hung-Wen, TPE.....	2
CHO Sangwoo, KOR.....	2
7. 12 tied at.....	1

Sac flies allowed

1. CHIANG Shao-Ching, TPE.....	1
--------------------------------	---

Wild pitches

1. YANG Hyeonjong, KOR.....	1
JONES Spencer, USA.....	1
VAN STEENSEL Todd, AUS.....	1
ANDREWS Clayton, USA.....	1
LIAO Yi-Chung, TPE.....	1

Intentional BB allowed

1. THIELBAR Caleb, USA.....	1
NAKAGAWA Kota, JPN.....	1
KENNEDY Jon, AUS.....	1
CHIANG Shao-Ching, TPE.....	1
FEYEREISEN Jonatho, USA.....	1

Opposing bat avg

1. CRUZ Jesus, MEX.....	.063
BARREDA Manuel, MEX.....	.063
3. BUSTAMANTE Carlos, MEX.....	.077
4. WILKINS Luke, AUS.....	.083
5. REYES Arturo, MEX.....	.125
6. RUZIC Dushan, AUS.....	.143
7. IMANAGA Shota, JPN.....	.152
8. CHIANG Shao-Ching, TPE.....	.158
9. ATHERTON Thimoty, AUS.....	.160
10. CHANG Yi, TPE.....	.174

Batters SO out looking

1. YANG Hyeonjong, KOR.....	3
HOUCK Tanner, USA.....	3
3. DICKSON Brandon, USA.....	2
CASTELLANOS Humber, MEX.....	2
CHANG Yi, TPE.....	2
REYES Arturo, MEX.....	2
7. 22 tied at.....	1

Appearances

1. GONZALEZ Felipe, MEX.....	4
BERNARDINO Brennan, MEX.....	4
3. 13 tied at.....	3

Games in relief

1. GONZALEZ Felipe, MEX.....	4
BERNARDINO Brennan, MEX.....	4
3. 13 tied at.....	3

Losses

1. HOUCK Tanner, USA.....	2
2. 11 tied at.....	1

Balks

1. LIN Kai-Wei, TPE.....	1
CHANG Yi, TPE.....	1

Hits allowed

1. CRUZ Jesus, MEX.....	1
BARREDA Manuel, MEX.....	1
WILKINS Luke, AUS.....	1
BUSTAMANTE Carlos, MEX.....	1
5. REYES Arturo, MEX.....	2
RUZIC Dushan, AUS.....	2
7. HU Chih-Wei, TPE.....	3
LEE Youngha, KOR.....	3
CHIANG Shao-Ching, TPE.....	3
VAN STEENSEL Todd, AUS.....	3

Innings pitched

1. YANG Hyeonjong, KOR.....	11.2
2. HOUCK Tanner, USA.....	9.1
3. IMANAGA Shota, JPN.....	9.0
4. ATHERTON Thimoty, AUS.....	7.1
5. CHANG Yi, TPE.....	6.2
WU Sheng-Feng, TPE.....	6.2
7. CHIANG Shao-Ching, TPE.....	5.2
8. BARREDA Manuel, MEX.....	5.1
9. 3 tied at.....	5.0

Wins

1. YANG Hyeonjong, KOR.....	2
2. 11 tied at.....	1

Games started

1. IMANAGA Shota, JPN.....	2
ATHERTON Thimoty, AUS.....	2
YANG Hyeonjong, KOR.....	2
RAMIREZ Horacio, MEX.....	2
HOUCK Tanner, USA.....	2
6. 16 tied at.....	1

Sac bunts allowed

1. TAKAHASHI Rei, JPN.....	1
HU Chih-Wei, TPE.....	1
KIM Kwanghyun, KOR.....	1
WON Jonghyan, KOR.....	1
RAMIREZ Horacio, MEX.....	1
TOLS Joshua, AUS.....	1

Runners picked off

1. MOYLAN Peter, AUS.....	1
---------------------------	---

Hit batters

1. DUNSHEE Parker, USA.....	2
PARK Jonghun, KOR.....	2
STREET Samuel, AUS.....	2
4. ATHERTON Thimoty, AUS.....	1
HOUCK Tanner, USA.....	1
POUNDERS Brooks, USA.....	1
FLYNN Brian, USA.....	1
CASTELLANOS Humber, MEX.....	1
HU Chih-Wei, TPE.....	1

Runs allowed

1. CHANG Yi, TPE.....	0
VERA Eduardo, MEX.....	0
CRUZ Jesus, MEX.....	0
BARREDA Manuel, MEX.....	0
REYES Arturo, MEX.....	0
BUSTAMANTE Carlos, MEX.....	0
7. YANG Hyeonjong, KOR.....	1
IMANAGA Shota, JPN.....	1
WILKINS Luke, AUS.....	1
RUZIC Dushan, AUS.....	1

INDIVIDUAL LEADERS SUMMARY

RESUMEN DE LIDERES INDIVIDUALES

(INCLUDING GAMES 1-28 – INCLUYENDO PARTIDOS DEL 1 AL 28)

PITCHING LEADERS – LIDERES EN PITCHEO

Earned runs allowed

1. CHANG Yi, TPE.....	0
VERA Eduardo, MEX.....	0
CRUZ Jesus, MEX.....	0
BARREDA Manuel, MEX.....	0
REYES Arturo, MEX.....	0
BUSTAMANTE Carlos, MEX.....	0
HU Chih-Wei, TPE.....	0
8. YANG Hyeonjong, KOR.....	1
IMANAGA Shota, JPN.....	1
WILKINS Luke, AUS.....	1

Triples allowed

1. VAN STEENSEL Todd, AUS.....	0
RAMIREZ Horacio, MEX.....	0
TAKAHASHI Rei, JPN.....	0
CHIANG Shao-Ching, TPE.....	0
ONO Yudai, JPN.....	0
RUZIC Dushan, AUS.....	0
BUSTAMANTE Carlos, MEX.....	0
REYES Arturo, MEX.....	0
GONZALEZ Felipe, MEX.....	0
WILKINS Luke, AUS.....	0

B/avg vs left

1. YANG Hyeonjong, KOR.....	.000
HOUCK Tanner, USA.....	.000
IMANAGA Shota, JPN.....	.000
ATHERTON Thimoty, AUS.....	.000
CHANG Yi, TPE.....	.000
WU Sheng-Feng, TPE.....	.000
CHIANG Shao-Ching, TPE.....	.000
RAMIREZ Horacio, MEX.....	.000
GONZALEZ Felipe, MEX.....	.000
PARK Jonghun, KOR.....	.000

B/avg w/2 outs

1. HOUCK Tanner, USA.....	.000
PARK Jonghun, KOR.....	.000
VERA Eduardo, MEX.....	.000
TAKAHASHI Rei, JPN.....	.000
REYES Arturo, MEX.....	.000
HU Chih-Wei, TPE.....	.000
BARREDA Manuel, MEX.....	.000
ONO Yudai, JPN.....	.000
CRUZ Jesus, MEX.....	.000
LEE Youngha, KOR.....	.000

Ground ball outs

1. HOUCK Tanner, USA.....	11
2. REYES Arturo, MEX.....	9
YANG Hyeonjong, KOR.....	9
ATHERTON Thimoty, AUS.....	9
5. WU Sheng-Feng, TPE.....	8
6. IMANAGA Shota, JPN.....	7
TAKAHASHI Rei, JPN.....	7
HU Chih-Wei, TPE.....	7
9. 3 tied at.....	6

Fly outs/game

1. CHANG Yi, TPE.....	14.85
2. BUSTAMANTE Carlos, MEX.....	11.25
VAN STEENSEL Todd, AUS.....	11.25
YAMAGUCHI Shun, JPN.....	11.25
RUZIC Dushan, AUS.....	11.25
6. CRUZ Jesus, MEX.....	10.80
VERA Eduardo, MEX.....	10.80
8. PARK Jonghun, KOR.....	10.38
9. BARREDA Manuel, MEX.....	10.12
10.ATHERTON Thimoty, AUS.....	9.82

Walks allowed

1. YAMAGUCHI Shun, JPN.....	0
ONO Yudai, JPN.....	0
RUZIC Dushan, AUS.....	0
BUSTAMANTE Carlos, MEX.....	0
KIM Kwanghyun, KOR.....	0
6. PARK Jonghun, KOR.....	1
WILKINS Luke, AUS.....	1
IMANAGA Shota, JPN.....	1
HU Chih-Wei, TPE.....	1
BARREDA Manuel, MEX.....	1

Home runs allowed

1. VAN STEENSEL Todd, AUS.....	0
TAKAHASHI Rei, JPN.....	0
YAMAGUCHI Shun, JPN.....	0
ATHERTON Thimoty, AUS.....	0
BUSTAMANTE Carlos, MEX.....	0
REYES Arturo, MEX.....	0
GONZALEZ Felipe, MEX.....	0
HU Chih-Wei, TPE.....	0
WILKINS Luke, AUS.....	0
VERA Eduardo, MEX.....	0

B/avg vs right

1. CRUZ Jesus, MEX.....	.063
BARREDA Manuel, MEX.....	.063
3. BUSTAMANTE Carlos, MEX.....	.077
4. WILKINS Luke, AUS.....	.083
5. REYES Arturo, MEX.....	.125
6. RUZIC Dushan, AUS.....	.143
7. IMANAGA Shota, JPN.....	.152
8. CHIANG Shao-Ching, TPE.....	.158
9. ATHERTON Thimoty, AUS.....	.160
10.CHANG Yi, TPE.....	.174

B/avg w/runners

1. REYES Arturo, MEX.....	.000
BARREDA Manuel, MEX.....	.000
RUZIC Dushan, AUS.....	.000
BUSTAMANTE Carlos, MEX.....	.000
WILKINS Luke, AUS.....	.000
6. TAKAHASHI Rei, JPN.....	.125
7. ATHERTON Thimoty, AUS.....	.133
8. LEE Youngha, KOR.....	.143
9. CHANG Yi, TPE.....	.154
10.VERA Eduardo, MEX.....	.167

Fly/Ground outs

1. CHANG Yi, TPE.....	2.75
2. BUSTAMANTE Carlos, MEX.....	2.50
VAN STEENSEL Todd, AUS.....	2.50
4. BARREDA Manuel, MEX.....	2.00
VERA Eduardo, MEX.....	2.00
6. PARK Jonghun, KOR.....	1.67
YAMAGUCHI Shun, JPN.....	1.67
RUZIC Dushan, AUS.....	1.67
9. CHIANG Shao-Ching, TPE.....	1.50
CRUZ Jesus, MEX.....	1.50

Ground outs/game

1. HU Chih-Wei, TPE.....	17.18
2. REYES Arturo, MEX.....	16.20
3. TAKAHASHI Rei, JPN.....	15.75
4. KIM Kwanghyun, KOR.....	13.50
5. RAMIREZ Horacio, MEX.....	12.46
6. ATHERTON Thimoty, AUS.....	11.05
7. WU Sheng-Feng, TPE.....	10.80
8. HOUCK Tanner, USA.....	10.61
9. LEE Youngha, KOR.....	10.38
10.GONZALEZ Felipe, MEX.....	7.71

Doubles allowed

1. VAN STEENSEL Todd, AUS.....	0
RAMIREZ Horacio, MEX.....	0
CHIANG Shao-Ching, TPE.....	0
ONO Yudai, JPN.....	0
RUZIC Dushan, AUS.....	0
BUSTAMANTE Carlos, MEX.....	0
REYES Arturo, MEX.....	0
GONZALEZ Felipe, MEX.....	0
WILKINS Luke, AUS.....	0
IMANAGA Shota, JPN.....	0

B/avg vs leadoff

1. WU Sheng-Feng, TPE.....	.000
GONZALEZ Felipe, MEX.....	.000
VERA Eduardo, MEX.....	.000
ONO Yudai, JPN.....	.000
BUSTAMANTE Carlos, MEX.....	.000
6. YANG Hyeonjong, KOR.....	.083
7. CHIANG Shao-Ching, TPE.....	.167
8. CRUZ Jesus, MEX.....	.200
9. IMANAGA Shota, JPN.....	.222
10.YAMAGUCHI Shun, JPN.....	.250

Fly ball outs

1. CHANG Yi, TPE.....	11
2. IMANAGA Shota, JPN.....	9
3. ATHERTON Thimoty, AUS.....	8
YANG Hyeonjong, KOR.....	8
5. VERA Eduardo, MEX.....	6
CHIANG Shao-Ching, TPE.....	6
BARREDA Manuel, MEX.....	6
CRUZ Jesus, MEX.....	6
9. 9 tied at.....	5

Ground/Fly outs

1. REYES Arturo, MEX.....	4.50
2. HU Chih-Wei, TPE.....	3.50
3. WU Sheng-Feng, TPE.....	2.67
4. KIM Kwanghyun, KOR.....	2.50
5. TAKAHASHI Rei, JPN.....	2.33
6. HOUCK Tanner, USA.....	2.20
7. RAMIREZ Horacio, MEX.....	2.00
8. LEE Youngha, KOR.....	1.67
9. WILKINS Luke, AUS.....	1.50
10.YANG Hyeonjong, KOR.....	1.13

INDIVIDUAL LEADERS SUMMARY

RESUMEN DE LIDERES INDIVIDUALES

(INCLUDING GAMES 1-28 – INCLUYENDO PARTIDOS DEL 1 AL 28)

FIELDING LEADERS – LIDERES DEFENSIVOS

Fielding pct

1. SOLIS Roman, MEX.....	1.000
KRATZ Erik, USA.....	1.000
YANG Euiji, KOR.....	1.000
NAVARRO Efren, MEX.....	1.000
PARK Byungho, KOR.....	1.000
AIZAWA Tsubasa, JPN.....	1.000
DALBEC Robert, USA.....	1.000
CHEN Chun-Hsiu, TPE.....	1.000
ASAMURA Hideto, JPN.....	1.000
PARK Min Woo, KOR.....	1.000

Assists

1. KIM Ha Seong, KOR.....	16
CHATHAM Connor, USA.....	16
3. CRONENWORTH Jacob, USA.....	13
4. QUIROZ Esteban, MEX.....	12
5. GLENDINNING Robert, AUS.....	11
KIKUCHI Ryosuke, JPN.....	11
SALAZAR Javier, MEX.....	11
8. PARK Min Woo, KOR.....	10
9. WADE Logan, AUS.....	9
DARRYL, AUS.....	9

Catchers interference

Caught stealing by

1. WU Sheng-Feng, TPE.....	1
RUZIC Dushan, AUS.....	1
PERKINS Ryan, AUS.....	1
REYES Arturo, MEX.....	1
JHANG Jin-De, TPE.....	1
DESAN Allan, AUS.....	1
SOLIS Roman, MEX.....	1
VAN STEENSEL Todd, AUS.....	1

Chances

1. SOLIS Roman, MEX.....	46
2. KRATZ Erik, USA.....	38
3. YANG Euiji, KOR.....	36
NAVARRO Efren, MEX.....	36
5. PARK Byungho, KOR.....	33
6. AIZAWA Tsubasa, JPN.....	32
7. DALBEC Robert, USA.....	28
8. WADE Logan, AUS.....	23
9. 3 tied at.....	21

Fielding double plays

1. CRONENWORTH Jacob, USA.....	4
PARK Byungho, KOR.....	4
VAUGHN Andrew, USA.....	4
4. CHATHAM Connor, USA.....	3
QUIROZ Esteban, MEX.....	3
NAVARRO Efren, MEX.....	3
PARK Min Woo, KOR.....	3
KIM Ha Seong, KOR.....	3
9. 4 tied at.....	2

Steal attempts against

1. DESAN Allan, AUS.....	5
2. SOLIS Roman, MEX.....	3
3. JHANG Jin-De, TPE.....	2
WILKINS Luke, AUS.....	2
VAN STEENSEL Todd, AUS.....	2
WU Sheng-Feng, TPE.....	2
KRATZ Erik, USA.....	2
8. 18 tied at.....	1

Errors

1. YAMADA Tetsuto, JPN.....	1
YAMAMOTO Yoshinobu, JPN....	1
LIN Li, TPE.....	1
CHOI Jeong, KOR.....	1
SCHMIDT Daniel, AUS.....	1
KIM Ha Seong, KOR.....	1
HUGHES Luke, AUS.....	1
WADE Logan, AUS.....	1
CRONENWORTH Jacob, USA.....	1
PAYTON Mark, USA.....	1

Putouts

1. SOLIS Roman, MEX.....	45
2. KRATZ Erik, USA.....	38
3. YANG Euiji, KOR.....	33
4. AIZAWA Tsubasa, JPN.....	32
PARK Byungho, KOR.....	32
6. NAVARRO Efren, MEX.....	31
7. DALBEC Robert, USA.....	26
8. CHEN Chun-Hsiu, TPE.....	19
ASAMURA Hideto, JPN.....	19
10.VAUGHN Andrew, USA.....	18

Passed balls

1. KRATZ Erik, USA.....	1
JHANG Jin-De, TPE.....	1

Stolen bases against

1. DESAN Allan, AUS.....	4
2. WILKINS Luke, AUS.....	2
SOLIS Roman, MEX.....	2
KRATZ Erik, USA.....	2
5. 18 tied at.....	1

ABBREVIATIONS – ABREVIATURAS

(IN ALPHABETICAL ORDER – EN ORDEN ALFABÉTICO)

HITTING – OFENSIVA			PITCHING – PITCHEO		
2B	Doubles	Dobles	2B	Doubles allowed	Dobles permitidos
3B	Triples	Triples	3B	Triples allowed	Triples permitidos
AB	At bats	Veces al bate	AB	At bats	Veces al bate
AVG	Batting average	Average de bateo	B/Avg	Opponent batting average	Average de bateo de los oponentes
BB	Base on balls	Base por bolas	BK	Balk	Balk
GDP	Grounded into double plays	Batazo para Doble Play	BB	Base on balls allowed	Bases por bolas concedidas
G	Games played	Juegosjugados	CG	Complete games	Juegoscompleto
H	Hits	Hitsconectados	ER	Earned runs allowed	Carreras limpiaspermitidas
HP	Hit by pitch	Golpeadopor el lanzador	ERA	Earned run average	Promedio de efectividad
HR	Homeruns	Cuadrangulares	IBB	Intentional base on balls allowed	Bases por bolas intencionales
IBB	Intentional base on balls	Base por bolas intencional	GP	Games pitched	Juegoslanzados
OB%	On base percentage	Promedio de embasado	GS	Games started	JuegosIniciados
R	Runs scored	Carreras anotadas	H	Hits allowed	Hits permitidos
RBI	Runs batted in	Carreras impulsadas	HP	Hit by pitch	Golpeadospor el lanzamiento
SB / ATT	Stolen bases / SBattempts	Baes Robadas / Intentos de robo	HR	Home runs allowed	Cuadrangulares permitidos
SF	Sacrifice flies	Sacrificio Fly	IP	Innings played	Entradas lanzadas
SH	Sacrifice hits	Toque de sacrificio	R	Runs allowed	Carreras permitidas
SLG%	Slugging percentage	Average de slugging	SO	Strikeouts	Ponches propinados
SO	Strikeouts	Ponches	SFA	Sacrifice flies allowed	Sacrificios fly permitidos
TB	Total bases	Total de bases alcanzadas por hit	SHA	Sacrifice hits allowed	Toques de sacrificio permitidos
			SHO	Shutouts / Combination shutouts	Blanqueos / Blanqueos combinados
			SV	Saves	Juegossalvados
			W-L	Wins/Losses	Juegosganados/Perdidos
			WP	Wild pitches	Wild pitches

FIELDING – DEFENSA

A	Assists	Asistencias
C	Chances	Total de lances
CI	Catcher's interference	Interferencia del receptor
CSB	Caught stealing (by pitcher and catcher)	Atrapado robando (del lanzador y del receptor)
DP	Double plays participated in	Participaciones endoble play
E	Errors	Errores
FLD%	Fielding percentage	Promedio de defensa
PB	Passed balls (catcher)	Passed ball (receptor)
PO	Putouts	Outs (Eliminaciones)
SBA	Stolen bases allowed (pitcher and catcher)	Robos permitidos (lanzador y receptor)
SBA%	Stolen bases against percentage (pitcher and catcher)	Promedio de robos permitidos (lanzador y receptor)