



WBCS

U-12 BASEBALL  
WORLD CUP®



TAINAN 2019

# NR. 9

03 AUGUST/AGOSTO 2019

## DAILY REPORT REPORTE DIARIO

@WBSC

#U12WorldCup

### FOR THE TITLE OF WORLD CHAMPION



No.1 JPN



No.2 USA



No.3 KOR



No.4 TPE



No.5 CUB



No.6 MEX



No.7 AUS



No.9 VEN



No.16 ITA



No.18 CZE



No.23 RSA












No.75 FIJ

WBSC.ORG

## OFFICIALS – OFICIALES

### TECHNICAL COMMISSION – COMISIÓN TÉCNICA

Technical Director – Director Técnico:  David NAGY (AUS)


 Giuseppe GUILIZZONI (ITA)	 Stephen LESFARGUES (FRA)	 Mitsuyoshi SATO (BRA)
 Nicky TO (HKG)	 Gerald LEBLANC (CAN)	 Glenn WILLIAMS (AUS)
 Shih-Ming CHANG (TPE)	 Ken HUANG (TPE)	 Calvin YEH (TPE)













### UMPIRES – ÁRBITROS

Umpire Director - Director de Árbitros:  Lisa Marie TURBITT (CAN)

 Eric BLOUNT (RSA)	 Ufuk HERLIN SANTOSO (INA)	 Han Zhi JIANG (CHN)
 Jun Oh KIM (KOR)	 Juan LICOURT (CUB)	 Yuri MACCHIAVELLI (ITA)
 Yee Wah MOO (HKG)	 Benjamin NASH (AUS)	 Jill SILVANIC (USA)
 Atsuo TSUKADA (JPN)	 Marek VICAR (CZE)	 Travis WATSON (NZL)
 Meng-Chih HSIEH (TPE)	 Chung Chi JAN (TPE)	 Kuo-Cheng TSAI (TPE)
 Chung-Yu WU (TPE)	 Shih-Wei YEH (TPE)	 Ming-An TUNG (TPE)

### OFFICIAL SCORERS – ANOTADORES OFICIALES

Scorers Director – Director de Anotadores:  Fabio ZACCARIA (ITA)

 Jason BUITENHUIS (CAN)	 Sin Yee CHAN (HKG)	 Feiko DROST (NED)
 Jennie MOLONEY (AUS)	 Natalie TODD (AUS)	 Ming-Tan CHU (TPE)
 Ya-Li CHUANG (TPE)	 Fu-Ying HUANG (TPE)	 Hsin-Chang HUANG (TPE)
 Hwei-Chen KO (TPE)	 Yu Chun WEN (TPE)	 Szu-Hsien CHEN (TPE)

## PITCHER SUPER ROUND - SUPER GRUPO

### Pitch Count and Mandatory Rest Chart

1 - 30

no rest

31 - 45

1 day

46 - 60

2 days

61 - 75

3 days

max 85

4 days

**3** = pitcher availability  
**3** = number of pitches  
**X** = mandatory rest day pursuant  
to WBSC U-12 BWC rules

Shirt #	Name	Team	Group	Day 1 26-jul	Day 2 27-jul	Day 3 28-jul	Day 4 29-jul	Day 5 30-jul	Rest 31-jul	Day 6 1-aug	Day 7 2-aug	Day 8 3-aug	Day 9 4-aug
2	BATISTA CORRALES Mai	CUB	A		21		24						
4	SAEZ RIBALTA Christi	CUB	A			4							
10	CRUZ ECHEMENDIA Alej	CUB	A		6							27	
12	RODRIGUEZ CUTINO Joh	CUB	A		16		9	59	X	X	74	X	X
14	PRIETO ALONSO Alej.	CUB	A	81	X	X	X	X		58	X	X	
21	SANTA CRUZ DE OVIEDO	CUB	A			23							
47	SARDUY FORTES Boris	CUB	A			14	31	X				22	
54	DANGUILLECOURT PISS	CUB	A		35	X						41	X
57	ACOSTA ZAMORA Yeison	CUB	A		23					21		7	
98	RODRIGUEZ DIAZ Yeiso	CUB	A		4	13							
2	IMAI Ren	JPN	A					11				24	
4	TAKAHATA Kazuki	JPN	A				10					12	
5	NAMATAME Hironosuke	JPN	A		24							38	X
6	IZUMI Yusei	JPN	A				30					40	X
8	TAKAHASHI Shosei	JPN	A		19					4		22	
10	MIYAKE Takuto	JPN	A				22						
11	SHIGEMATSU Hisato	JPN	A	16				8				32	X
14	AOKI Sakuma	JPN	A	7	25	X		28		38	X	14	
15	SAKAMOTO Shintaro	JPN	A	16						12	20	X	
16	KUWAMOTO Shinsuke	JPN	A			31	X	30					
17	HAYASHI Kyonosuke	JPN	A		20	53	X	X		26	24	X	
18	KAWAGOE Kotaro	JPN	A	11		13				27	17	X	
1	JUNG Munhyeok	KOR	B						22				
4	LEE Jaejun	KOR	B	30			14				37	X	
5	DOO Donghyeon	KOR	B				39					79	X
6	YOU Yongjun	KOR	B	22								26	
7	PARK Yechan	KOR	B						12				
8	NA Hyunseo	KOR	B	43	X		41	X		30		17	
9	LEE Taeoh	KOR	B						15				
10	YOO Yongjae	KOR	B					34	X				
11	JUNG Mingyu	KOR	B		16					45	X		
12	LIM Hogil	KOR	B	3	11			26		30		83	X
13	PARK Jeongsoo	KOR	B						23				
15	LEE Myeongjae	KOR	B		13				29	26	X		
17	CHO Yoonho	KOR	B						28				
18	HAN Junhui	KOR	B		12			12	23	X			

## PITCHER SUPER ROUND - SUPER GRUPO

### Pitch Count and Mandatory Rest Chart

1 - 30                      *no rest*  
31 - 45                      *1 day*  
46 - 60                      *2 days*  
61 - 75                      *3 days*  
max 85                      *4 days*

**3** = pitcher availability  
**3** = number of pitches  
**X** = mandatory rest day pursuant  
to WBSC U-12 BWC rules

Shirt #	Name	Team	Group	Day 1	Day 2	Day 3	Day 4	Day 5	Rest	Day 6	Day 7	Day 8	Day 9
				26-jul	27-jul	28-jul	29-jul	30-jul	31-jul	1-aug	2-aug	3-aug	4-aug
1	CHEN Kai-Sheng	TPE	A	54	X	X				60	X	X	
2	JIANG Ting-Yi	TPE	A					10				28	
5	YEH Hung-Jen	TPE	A					13					
7	CHANG Yao-Yun	TPE	A		12	3	18	X		30			
9	KUO Chen-An	TPE	A				22				58	X	X
11	LIN Cheng-Yu	TPE	A	11		60	X	X		15			
12	CYUAN Ruei	TPE	A		17								
13	WANG Yu-EN	TPE	A					26					
14	HSU Tzu-Cheng	TPE	A		13	36	X					4	
16	YU Yan-Cheng	TPE	A				11					77	X
18	CHEN YU AN	TPE	A		15		9					20	

## OPENING ROUND – RONDA DE APERTURA

### STANDINGS – POSICIÓN DE EQUIPOS

#### GROUP A – GRUPO A

RK	TEAM – EQUIPO	GP	W	L	AVG	GB
1	 JAPAN	5	5	0	<b>1.000</b>	-
2	 CHINESE TAIPEI	5	4	1	<b>.800</b>	1
3	 CUBA	5	3	2	<b>.600</b>	2
4	 CZECH REPUBLIC	5	2	3	<b>.400</b>	3
5	 SOUTH AFRICA	5	1	4	<b>.200</b>	4
6	 FIJI	5	0	5	<b>.000</b>	5

#### GROUP B – GRUPO B

RK	TEAM – EQUIPO	GP	W	L	AVG	GB
1	 SOUTH KOREA	5	4	1	<b>.800</b>	-
2	 MEXICO	5	4	1	<b>.800</b>	-
3	 VENEZUELA	5	3	2	<b>.600</b>	1
4	 USA	5	3	2	<b>.600</b>	1
5	 ITALY	5	1	4	<b>.200</b>	3
6	 AUSTRALIA	5	0	5	<b>.000</b>	4

The Teams are placed according the Tournament Regulations for the WBSC.

Los equipos son ordenados en atención a los Reglamentos Oficiales de la WBSC.

## OPENING ROUND – RONDA DE APERTURA

### SCHEDULE AND RESULTS – CALENDARIO Y RESULTADOS

#### GROUP A - GRUPO A

 JAPAN

 CHINESE TAIPEI

 CUBA

 CZECH REPUBLIC

 SOUTH AFRICA

 FIJI

#### GROUP B - GRUPO B

 USA

 SOUTH KOREA

 MEXICO

 AUSTRALIA

 VENEZUELA

 ITALY

#### FRIDAY JULY 26 – VIERNES 26 DE JULIO, 2019

#	Hour Hora	Stadium Campo	Group Grupo	Away Team Equipo Visitante	Home Team Equipo Local	Score	Inn	
1	10:00	ASPAC B	B	 ITALY	 VENEZUELA	0-15	4	
2	10:00	ASPAC Youth	A	 JAPAN	 CZECH REPUBLIC	21-0	4	
3	14:00	ASPAC B	B	 AUSTRALIA	 USA	0-10	5	
4	14:00	ASPAC Youth	B	 MEXICO	 SOUTH KOREA	0-7		
5	14:00	Shan-Hwa	A	 SOUTH AFRICA	 FIJI	28-2	4	
	17:50	ASPAC Youth	WBSC OPENING CEREMONY – CEREMONIA INAUGURAL					
6	18:30	ASPAC Youth	A	 CUBA	 CHINESE TAIPEI	2-4		

#### SATURDAY JULY 27 – SÁBADO 27 DE JULIO, 2019

#	Hour Hora	Stadium Campo	Group Grupo	Away Team Equipo Visitante	Home Team Equipo Local	Score	Inn
7	10:00	ASPAC B	A	 CZECH REPUBLIC	 FIJI	30-1	4
8	10:00	ASPAC Youth	B	 SOUTH KOREA	 AUSTRALIA	13-0	
9	14:00	ASPAC B	B	 VENEZUELA	 USA	7-6	
10	14:00	ASPAC Youth	A	 CUBA	 JAPAN	0-6	
11	14:00	Shan-Hwa	B	 ITALY	 MEXICO	0-1	
12	18:30	ASPAC Youth	A	 CHINESE TAIPEI	 SOUTH AFRICA	19-0	4

Local time in Chinese Taipei / Hora local en China Taipéi

## OPENING ROUND – RONDA DE APERTURA

### SCHEDULE AND RESULTS – CALENDARIO Y RESULTADOS

#### SUNDAY JULY 28 – DOMINGO 28 DE JULIO, 2019

#	Hour Hora	Stadium Campo	Group Grupo	Away Team Equipo Visitante	Home Team Equipo Local	Score	Inn
13	10:00	ASPAC B	A	FIJI	CUBA	1-27	4
14	10:00	ASPAC Youth	B	VENEZUELA	MEXICO	6-10	
15	14:00	ASPAC B	A	CZECH REPUBLIC	SOUTH AFRICA	21-4	5
16	14:00	ASPAC Youth	B	USA	SOUTH KOREA	POST.	
17	14:00	Shan-Hwa	B	AUSTRALIA	ITALY	4-6	
18	18:30	ASPAC Youth	A	JAPAN	CHINESE TAIPEI	7-4	

#### MONDAY JULY 29 – LUNES 29 DE JULIO, 2019

#	Hour Hora	Stadium Campo	Group Grupo	Away Team Equipo Visitante	Home Team Equipo Local	Score	Inn
19	10:00	ASPAC B	B	MEXICO	AUSTRALIA	21-2	4
20	10:00	ASPAC Youth	A	FIJI	JAPAN	0-30	4
21	14:00	ASPAC B	B	ITALY	USA	1-28	4
22	14:00	ASPAC Youth	B	VENEZUELA	SOUTH KOREA	5-6	
23	14:00	Shan-Hwa	A	SOUTH AFRICA	CUBA	0-13	5
24	18:30	ASPAC Youth	A	CHINESE TAIPEI	CZECH REPUBLIC	16-0	5

#### TUESDAY JULY 30 – MARTES 30 DE JULIO, 2019

#	Hour Hora	Stadium Campo	Group Grupo	Away Team Equipo Visitante	Home Team Equipo Local	Score	Inn
25	10:00	ASPAC B	B	AUSTRALIA	VENEZUELA	0-13	5
26	10:00	ASPAC Youth	B	SOUTH KOREA	ITALY	11-0	5
27	14:00	ASPAC B	B	USA	MEXICO	1-2	
28	14:00	ASPAC Youth	A	SOUTH AFRICA	JAPAN	0-15	4
29	14:00	Shan-Hwa	A	CZECH REPUBLIC	CUBA	0-5	
30	18:30	ASPAC Youth	A	FIJI	CHINESE TAIPEI	0-32	4

#### WEDNESDAY JULY 31 – MIERCOLES 31 DE JULIO, 2019

#	Hour Hora	Stadium Campo	Group Grupo	Away Team Equipo Visitante	Home Team Equipo Local	Score	Inn
16	10:00	ASPAC Youth	B	USA	SOUTH KOREA	12-11	7

Local time in Chinese Taipei / Hora local en China Taipéi

## SUPER ROUND, CONSOLATION ROUND SUPER GRUPO, RONDA DE CONSOLACIÓN

### STANDINGS – POSICIÓN DE EQUIPOS

#### SUPER ROUND - SUPER GRUPO

RK	TEAM – EQUIPO	GP	W	L	AVG	GB
1	 JAPAN	5	4	1	.800	-
2	 CHINESE TAIPEI	5	4	1	.800	
3	 CUBA	5	3	2	.600	1
4	 SOUTH KOREA	5	2	3	.400	2
5	 MEXICO	5	2	3	.400	2
6	 VENEZUELA	5	0	5	.000	

#### CONSOLATION ROUND - RONDA DE CONSOLACIÓN

RK	TEAM – EQUIPO	GP	W	L	AVG	GB
1	 USA	5	5	0	1.000	-
2	 CZECH REPUBLIC	5	4	1	.800	1
3	 ITALY	5	3	2	.600	2
4	 AUSTRALIA	5	2	3	.400	3
5	 SOUTH AFRICA	5	1	4	.200	4
6	 FIJI	5	0	5	.000	5

The Teams are placed according the Tournament Regulations for the WBSC.

Los equipos son ordenados en atención a los Reglamentos Oficiales de la WBSC.



## SUPER ROUND, CONSOLATION ROUND AND FINALS SUPER GRUPO, RONDA DE CONSOLACIÓN Y FINALES

### SCHEDULE AND RESULTS – CALENDARIO Y RESULTADOS

#### SUPER ROUND SUPER GRUPO

 JAPAN (A1)
 SOUTH KOREA (B1)
 CHINESE TAIPEI (A2)
 MEXICO (B2)
 CUBA (A3)
 VENEZUELA (B3)

#### CONSOLATION ROUND RONDA DE CONSOLACIÓN

 CZECH REPUBLIC (A4)
 USA (B4)
 SOUTH AFRICA (A5)
 ITALY (B5)
 FIJI (A6)
 AUSTRALIA (B6)

#### THURSDAY AUGUST 1 – JUEVES 1 DE AGOSTO, 2019

#	Hour Hora	Stadium Campo	Group Grupo	Away Team Equipo Visitante	Home Team Equipo Local	Score	Inn
31	10:00	ASPAC Youth	SR	 VENEZUELA	 JAPAN	1-4	
32	14:00	ASPAC Youth	SR	 CUBA	 MEXICO	10-0	
33	18:00	ASPAC Youth	SR	 CHINESE TAIPEI	 SOUTH KOREA	9-3	
34	10:00	ASPAC B	CON	 AUSTRALIA	 SOUTH AFRICA	7-4	
35	14:00	ASPAC B	CON	 ITALY	 CZECH REPUBLIC	1-8	
36	14:00	Shan-Hwa	CON	 FIJI	 USA	0-28	4

#### FRIDAY AUGUST 2 – VIERNES 1 DE AGOSTO, 2019

#	Hour Hora	Stadium Campo	Group Grupo	Away Team Equipo Visitante	Home Team Equipo Local	Score	Inn
37	10:00	ASPAC Youth	SR	 VENEZUELA	 CUBA	4-5	
38	14:00	ASPAC Youth	SR	 SOUTH KOREA	 JAPAN	POST.	
39	18:30	ASPAC Youth	SR	 MEXICO	 CHINESE TAIPEI	1-11	5
40	10:00	ASPAC B	CON	 ITALY	 SOUTH AFRICA	10-0	5
41	14:00	ASPAC B	CON	 USA	 CZECH REPUBLIC	POST.	
42	14:00	Shan-Hwa	CON	 AUSTRALIA	 FIJI	15-0	4

(\*) Cointoss to determine home team / El equipo local se determinará por el lanzamiento de moneda.

Local time in Chinese Taipei / Hora local en China Taipéi

## SUPER ROUND, CONSOLATION ROUND AND FINALS SUPER GRUPO, RONDA DE CONSOLACIÓN Y FINALES

### SCHEDULE AND RESULTS – CALENDARIO Y RESULTADOS

#### SATURDAY AUGUST 3 – SÁBADO 3 DE AGOSTO, 2019

#	Hour Hora	Stadium Campo	Group Grupo	Away Team Equipo Visitante	Home Team Equipo Local	Score	Inn
43	09:30	ASPAC Youth	SR	CUBA	SOUTH KOREA	10-8	
38	12:00	ASPAC Youth	SR	SOUTH KOREA	JAPAN	7-8	7
44	14:00	ASPAC Youth	SR	MEXICO	JAPAN	8-3	
45	18:30	ASPAC Youth	SR	VENEZUELA	CHINESE TAIPEI	6-14	
48	09:30	ASPAC B	CON	AUSTRALIA	CZECH REPUBLIC	2-9	
41	12:00	ASPAC B	CON	USA	CZECH REPUBLIC	15-0	4
47	14:00	ASPAC B	CON	SOUTH AFRICA	USA	0-18	4
46	10:00	Shan-Hwa	CON	FIJI	ITALY	1-16	4

#### SUNDAY AUGUST 4 – DOMINGO 4 DE AGOSTO, 2019

#	Hour Hora	Stadium Campo	Group Grupo	Away Team Equipo Visitante	Home Team Equipo Local	Score	Inn
49	14:00	ASPAC Youth	BRONZE	SOUTH KOREA	CUBA		
50	18:30	ASPAC Youth	GOLD	CHINESE TAIPEI	JAPAN		
		ASPAC Youth	WBSC	CLOSING CEREMONY – CEREMONIA DE CLAUSURA			

Local time in Chinese Taipei / Hora local en China Taipéi

## GAME SUMMARY - RESULTADO DEL JUEGO 38



# SOUTH KOREA - JAPAN



**Japan 8, Korea 7**

Aug 03, 2019 at Tainan (TPE), ASPAC Youth

-----  
Korea.....202 010 2 - 7 6 2 (4-3)  
Japan.....010 220 3 - 8 12 3 (7-0)  
-----

**Pitchers:**

Korea - LEE Jaejun, LIM Hogil, YOU Yongjun  
Japan - HAYASHI Kyonosuke, SAKAMOTO Shintaro, KAWAGOE Kotaro, NAMATAME Hironosuke, TAKAHASHI Shosei, AOKI Sakuma  
Win: AOKI Sakuma (2-0)  
Loss: YOU Yongjun (0-1)

Attendance: 400  
Start: 13:59  
Time: 2:24  
Weather: Cloudy

Umpires: HP-NASH Benjamin (AUS), 1B-MOO Eva (HKG), 2B-TSAI Kuo-Cheng (TPE), 3B-WU Chang-Yu (TPE)  
TC: TO Nicky (HKG), GUILIZZONI Giuseppe (ITA)  
Scorers: WEN Tim (TPE), MOLONEY Jennie (AUS), CHEN Szu-Hsien (TPE)

## GAME SUMMARY - RESULTADO DEL JUEGO 41



# USA - CZECH REPUBLIC



**United States 15, Czech Republic 0**

Aug 03, 2019 at Tainan (TPE), ASPAC B

-----  
United States.....924 0 - 15 12 0 (5-2)  
Czech Republic.....000 0 - 0 1 2 (3-4)  
-----

**Pitchers:**

United States - MC KERNAN John Rowe, SHIELDS Logan Tanner  
Czech Republic - NOVÁK Jan, MARTINČÁK Jonáš, HEDL Filip  
Win: MC KERNAN John Rowe (1-0)  
Loss: NOVÁK Jan (0-1)  
Save: SHIELDS Logan Tanner (1)

**Homeruns:** United States: TINAJERO Lucas, ADKINS Dillon Anthony, HAYES Rashad Todd

Attendance: 210  
Start: 14:00  
Time: 1:17  
Weather: Partly cloudy 31°C

Umpires: HP-SANTOSO Ufuk Herlin (INA), 1B-TSUKADA Atsuo (JPN), 2B-KIM Junoh (KOR), 3B-VIČAR Marek (CZE)  
TC: LESFARGUES Stephen (FRA), CHANG Shih-Ming (TPE)  
Scorers: DROST Feiko (NED), BUITENHUIS Jason (CAN), HUANG Fu-Ying (TPE)

## GAME SUMMARY - RESULTADO DEL JUEGO 43



# CUBA - SOUTH KOREA



**Cuba 10, Korea 8**

Aug 03, 2019 at Tainan (TPE), ASPAC Youth

```
-----
Cuba.....022 033 - 10  9  2  (6-2)
Korea.....105 011 -  8 10  1  (4-3)
-----
```

**Pitchers:**

Cuba - DANGUILLECOURT PISS Pedro Julio, RODRIGUEZ DIAZ Yeison Raciél, CRUZ ECHEMENDIA Alejandro Derlys, SARDUY FORTES Boris Luis

Korea - DOO Donghyeon, NA Hyunseo, LIM Hogil, YOU Yongjun

Win: SARDUY FORTES Boris Luis (1-0)

Loss: LIM Hogil (1-1)

**Homeruns:** Cuba: SAEZ RIBALTA Christian

Attendance: 320

Start: 9:29

Time: 2:27

Weather: Cloudy

Umpires: HP-MACCHIAVELLI Yuri (ITA), 1B-SILVANIC Jill (USA), 2B-JAN Chung-Chi (TPE), 3B-MOO Eva (HKG)

TC: GUILIZZONI Giuseppe (ITA), HUANG Ken (TPE)

Scorers: MOLONEY Jennie (AUS), CHAN Cindy (HKG), HUANG Fu-Ying (TPE)

## GAME SUMMARY - RESULTADO DEL JUEGO 44



# MEXICO - JAPAN



**Mexico 8, Japan 3**

Aug 03, 2019 at Tainan (TPE), ASPAC Youth

```
-----
Mexico.....000 332 -  8 12  1  (5-3)
Japan.....030 000 -  3  4  2  (7-1)
-----
```

**Pitchers:**

Mexico - ZAVARCE PADRON Juan Pablo, HOYOS ROMO Marlon

Japan - IZUMI Yusei, IMAI Ren, SHIGEMATSU Hisato, TAKAHATA Kazuki

Win: ZAVARCE PADRON Juan Pablo (2-0)

Loss: SHIGEMATSU Hisato (0-1)

**Homeruns:** Mexico: BAQUERA JUAREZ Sebastian

Attendance: 1450

Start: 14:35

Time: 1:47

Weather: Partly cloudy

Umpires: HP-VIČAR Marek (CZE), 1B-TSAI Kuo-Cheng (TPE), 2B-WATSON Travis (NZL), 3B-NASH Benjamin (AUS)

TC: WILLIAMS Glenn (AUS), CHANG Shih-Ming (TPE)

Scorers: CHAN Cindy (HKG), MOLONEY Jennie (AUS), HUANG Hsin-Chang (TPE)

## GAME SUMMARY - RESULTADO DEL JUEGO 45



# VENEZUELA - CHINESE TAIPEI



**Chinese Taipei 14, Venezuela 6**

Aug 03, 2019 at Tainan (TPE), ASPAC Youth

```
-----
Venezuela.....330 000 - 6 6 2 (3-5)
Chinese Taipei....006 80X - 14 9 0 (7-1)
-----
```

**Pitchers:**

Venezuela - GODOY BOSCAN Rainer Jose, GONZALEZ REDONDO Yeferson Jose, BLANCO PARRA Kennew Jones, TRUJILLO MORENO Sander Steven, LOPEZ SALAS Miguel Alejandro, ALVARADO ILARRAZA Christopher Daniel  
Chinese Taipei - JIANG Ting-Yi, CHEN YU AN, YU Yan-Cheng, HSU Tzu-Cheng  
Win: YU Yan-Cheng (1-0)  
Loss: BLANCO PARRA Kennew Jones (0-1)

**Homeruns:** Chinese Taipei: KUO Chen-An

Attendance: 2738  
Start: 18:30  
Time: 2:25  
Weather: Cloudy

Umpires: HP-KIM Junoh (KOR), 1B-SANTOSO Ufuk Herlin (INA), 2B-JIANG Hanzhi (CHN), 3B-BLOUNT Eric (RSA)  
TC: WILLIAMS Glenn (AUS), LESFARGUES Stephen (FRA)  
Scorers: CHAN Cindy (HKG), MOLONEY Jennie (AUS), HUANG Hsin-Chang (TPE)

## GAME SUMMARY - RESULTADO DEL JUEGO 46



# FIJI - ITALY



**Italy 16, Fiji 1**

Aug 03, 2019 at Tainan (TPE), Shan-Hwa

```
-----
Fiji.....001 0 - 1 3 3 (0-8)
Italy.....224 8 - 16 13 1 (3-5)
-----
```

**Pitchers:**

Fiji - JOHNS William Michael Moses, HICKS Philip Francis, BAINIKORO Asaeli Mata  
Italy - CORTESI Noemi, GAMBERINI Alessandro  
Win: CORTESI Noemi (1-0)  
Loss: JOHNS William Michael Moses (0-2)  
Save: GAMBERINI Alessandro (1)

Attendance: 98  
Start: 10:01  
Time: 1:25  
Weather: Partly Cloudy

Umpires: HP-WU Chang-Yu (TPE), 1B-HSIEH Meng-Chih (TPE), 2B-LICOURT Juan (CUB), 3B-TSUKADA Atsuo (JPN)  
TC: SATO Mitsuyoshi (BRA), TO Nicky (HKG)  
Scorers: WEN Tim (TPE), CHU Ming-Tan (TPE), KO Huei-Chen, Jessie (TPE)

## GAME SUMMARY - RESULTADO DEL JUEGO 47



# SOUTH AFRICA – USA



**United States 18, South Africa 0**

Aug 03, 2019 at Tainan (TPE), ASPAC B

```
-----
South Africa.....0   00 0 - 0   0 3   (1-7)
United States.....(11)16 X - 18  17 1   (6-2)
-----
```

### Pitchers:

South Africa - JONATHAN Jaedon Rashid, CLARKE Jayden, MOFOKENG Teboho, KUYK Liam Albert

United States - MERCURIUS Alexander Brindles, LEWIS Brenden Drew

Win: MERCURIUS Alexander Brindles (1-1)

Loss: JONATHAN Jaedon Rashid (0-2)

Save: LEWIS Brenden Drew (1)

**Homeruns:** United States: TINAJERO Lucas, LO RE Jaiden Tyler

Attendance: 225

Start: 14:00

Time: 1:08

Weather: Partly cloudy 31°C

Umpires: HP-MOO Eva (HKG), 1B-TUNG Min-An (TPE), 2B-SILVANIC Jill (USA), 3B-MACCHIAVELLI Yuri (ITA)

TC: LEBLANC Gerry (CAN), YEH Calvin (TPE)

Scorers: DROST Feiko (NED), BUITENHUIS Jason (CAN), CHEN Szu-Hsien (TPE)

## GAME SUMMARY - RESULTADO DEL JUEGO 48



# AUSTRALIA - CZECH REPUBLIC



**Czech Republic 9, Australia 2**

Aug 03, 2019 at Tainan (TPE), ASPAC B

```
-----
Australia.....110 000 - 2   5 4   (2-6)
Czech Republic....431 10X - 9   6 2   (4-3)
-----
```

### Pitchers:

Australia - HAEUSLER Kristian Neil, VELLA Lachlan Anthony, HEAP Lachlan Murray, NATI Joshua Roger

Czech Republic - HASAL Matyáš, KOLEV Kryštof, SOBOTKA Daniel

Win: HASAL Matyáš (2-1)

Loss: HAEUSLER Kristian Neil (0-2)

Attendance: 150

Start: 9:30

Time: 2:05

Weather: Partly cloudy

Umpires: HP-YEH Shih-Wei (TPE), 1B-BLOUNT Eric (RSA), 2B-VIČAR Marek (CZE), 3B-TUNG Min-An (TPE)

TC: LEBLANC Gerry (CAN), YEH Calvin (TPE)

Scorers: DROST Feiko (NED), BUITENHUIS Jason (CAN), CHEN Szu-Hsien (TPE)

# INDIVIDUAL LEADERS SUMMARY

## RESUMEN DE LIDERES INDIVIDUALES

(INCLUDING GAMES 1-48 - INCLUYENDO PARTIDOS DEL 1 AL 48)

### BATTING LEADERS – LIDERES OFENSIVOS

#### BATTING AVERAGE (min 2 PA/G)

1. EL GHANNAMOVA Kris, CZE	.692
- KUWAMOTO Shinsuke, JPN	.692
3. TINAJERO Lucas, USA	.667
4. ADKINS Dillon Anth, USA	.643
5. CHIANG Tsung-Chun, TPE	.615
6. PRIETO ALONSO Alej, CUB	.609
7. HUANG Tien-Szu, TPE	.593
8. TAKAHATA Kazuki, JPN	.583
9. CANIZALES LOPEZ Yu, MEX	.560

#### SLUGGING PCT (min 2 PA/G)

1. DOMINGUEZ SANCHEZ, VEN	1.450
2. ADKINS Dillon Anth, USA	1.429
3. TINAJERO Lucas, USA	1.333
4. EL GHANNAMOVA Kris, CZE	1.308
5. KUWAMOTO Shinsuke, JPN	1.231
6. PRIETO ALONSO Alej, CUB	1.217
7. SAEZ RIBALTA Chris, CUB	1.095
8. HUANG Tien-Szu, TPE	1.074
9. HAYES Rashad Todd, USA	1.067
10. 2 Tied at	1.000

#### ON BASE PCT (min 2 PA/G)

1. KUWAMOTO Shinsuke, JPN	.750
- TINAJERO Lucas, USA	.750
3. NA Hyunseo, KOR	.727
4. EL GHANNAMOVA Kris, CZE	.722
5. ADKINS Dillon Anth, USA	.706
6. CHIANG Tsung-Chun, TPE	.677
7. BARRETT Michael An, RSA	.667
8. PRIETO ALONSO Alej, CUB	.654
9. TSAI Wei-Chen, TPE	.636

#### RUNS

1. CHIANG Tsung-Chun, TPE	15
2. HUANG Tien-Szu, TPE	14
3. ADKINS Dillon Anth, USA	13
- PRIETO ALONSO Alej, CUB	13
5. DOO Donghyeon, KOR	12
- NA Hyunseo, KOR	12
- RODRIGUEZ CUTINO J, CUB	12
8. HAYES Rashad Todd, USA	11
- TINAJERO Lucas, USA	11
10. 3 Tied at	10

#### HITS

1. CHIANG Tsung-Chun, TPE	16
- HUANG Tien-Szu, TPE	16
3. CANIZALES LOPEZ Yu, MEX	14
- PRIETO ALONSO Alej, CUB	14
- RODRIGUEZ CUTINO J, CUB	14
- TINAJERO Lucas, USA	14
7. 3 Tied at	11

#### RBI

1. HUANG Tien-Szu, TPE	20
2. DOMINGUEZ SANCHEZ, VEN	13
3. ADKINS Dillon Anth, USA	12
- SAEZ RIBALTA Chris, CUB	12
5. 7 Tied at	11

#### DOUBLES

1. CANIZALES LOPEZ Yu, MEX	6
- PRIETO ALONSO Alej, CUB	6
- RODRIGUEZ CUTINO J, CUB	6
4. EL GHANNAMOVA Kris, CZE	5
- KUWAMOTO Shinsuke, JPN	5
6. DOO Donghyeon, KOR	4
- HUANG Tien-Szu, TPE	4
- LEE Taeoh, KOR	4
- NATI Joshua Roger, AUS	4
10. 16 Tied at	3

#### TRIPLES

1. HUANG Tien-Szu, TPE	3
- KUO Chen-An, TPE	3
3. BOTHA Joshua Bradf, RSA	2
- CRUZ ECHEMENDIA Al, CUB	2
5. 21 Tied at	1

#### HOMERUNS

1. DOMINGUEZ SANCHEZ, VEN	6
2. TINAJERO Lucas, USA	4
3. ADKINS Dillon Anth, USA	3
- DOO Donghyeon, KOR	3
- FERNANDEZ CASTELLA, VEN	3
- SAEZ RIBALTA Chris, CUB	3
7. 7 Tied at	2

#### TOTAL BASES

1. CHIANG Tsung-Chun, TPE	16
- HUANG Tien-Szu, TPE	16
3. CANIZALES LOPEZ Yu, MEX	14
- PRIETO ALONSO Alej, CUB	14
- RODRIGUEZ CUTINO J, CUB	14
- TINAJERO Lucas, USA	14
7. 3 Tied at	11

#### WALKS

1. NIXON Bryce Eric, USA	8
- TSAI Wei-Chen, TPE	8
3. BARRETT Michael An, RSA	7
- NA Hyunseo, KOR	7
5. AKAZAWA Rui, JPN	5
- HASAL MatyaS, CZE	5
- KAWASHITA Kouta, JPN	5
- MARTINEK KryStof, CZE	5
- TINAJERO Lucas, USA	5
10. 16 Tied at	4

#### HIT BY PITCH

1. NA Hyunseo, KOR	5
2. BARRETT Michael An, RSA	3
- OLIPHANT Riley Jam, AUS	3
4. 16 Tied at	2

#### SACRIFICE HITS

1. TAKAHATA Kazuki, JPN	3
2. IM Byeonghyun, KOR	2
3. 22 Tied at	1

#### SACRIFICE FLY

1. HEDL Filip, CZE	2
- TAKAHASHI Shosei, JPN	2
- TAKEDA Matias Akir, CZE	2
4. 18 Tied at	1

#### STOLEN BASES

1. PREJDA Max, CZE	11
2. BOTHA Joshua Bradf, RSA	9
3. MEZA Noah James, USA	8
- NA Hyunseo, KOR	8
5. CHIANG Tsung-Chun, TPE	7
- HASAL MatyaS, CZE	7
- MELENDEZ LEON Gust, USA	7
- YEH Hung-Jen, TPE	7
9. 8 Tied at	6

#### PLATE APPEARANCES

1. CHIANG Tsung-Chun, TPE	31
2. DOO Donghyeon, KOR	29
- RODRIGUEZ CUTINO J, CUB	29
4. CRUZ ECHEMENDIA Al, CUB	28
- HUANG Tien-Szu, TPE	28
- LEE Jaejun, KOR	28
- PARK Yechan, KOR	28
- TINAJERO Lucas, USA	28
9. 1 Tied at	27

#### AT BATS

1. CRUZ ECHEMENDIA Al, CUB	27
- HUANG Tien-Szu, TPE	27
- RODRIGUEZ CUTINO J, CUB	27
4. CHIANG Tsung-Chun, TPE	26
- LEE Jaejun, KOR	26
6. CANIZALES LOPEZ Yu, MEX	25
- DOO Donghyeon, KOR	25
8. PARK Yechan, KOR	24
9. 1 Tied at	23

#### CAUGHT STEALING

1. MC KENZIE Aiden, RSA	3
2. FRADD Tristan Doug, RSA	2
- KATAOKA Haru, JPN	2
- LE ROUX Damian Lou, RSA	2
5. 17 Tied at	1

#### STRIKEOUTS

1. VODWAQAVUKA Jone, FIJ	10
2. MARTINEK KryStof, CZE	7
- VEREIVALU Isikeli, FIJ	7
4. HICKS Philip Franc, FIJ	6
- SARMIENTO NATERA R, VEN	6
- SILIMAIBAU Junior, FIJ	6
- VAKA Nimilote Lua, FIJ	6
- YOU Yongjun, KOR	6
9. 10 Tied at	5

#### STRIKEOUTS LOOKING

1. ANTHONY Liam, FIJ	4
2. HICKS Philip Franc, FIJ	3
- MOCELUTU Kitione R, FIJ	3
4. 24 Tied at	2

#### GDP

1. CHEN Kai-Sheng, TPE	2
- FALCON SILVA Adria, MEX	2
3. 9 Tied at	1

# INDIVIDUAL LEADERS SUMMARY

## RESUMEN DE LIDERES INDIVIDUALES

(INCLUDING GAMES 1-48 - INCLUYENDO PARTIDOS DEL 1 AL 48)

### PITCHING LEADERS – LIDERES EN PITCHEO

#### EARNED RUN AVG (min 1 IP/G)

1. LEWIS Brenden Drew, USA	0.55
2. PRIETO ALONSO Alej, CUB	0.67
3. CHEN Kai-Sheng, TPE	2.08
- SABATINI Filippo, ITA	2.08
5. RODRIGUEZ CUTINO J, CUB	2.57
6. MAZZANTI Riccardo, ITA	3.10
7. SALAS ORTEGA Eyden, VEN	4.06
8. HASAL MatyaS, CZE	4.32
9. ZAVARCE PADRON Jua, MEX	4.65

#### OPPOSING AVG (min 1 IP/G)

1. LEWIS Brenden Drew, USA	.100
2. MAZZANTI Riccardo, ITA	.152
- RODRIGUEZ CUTINO J, CUB	.152
4. SABATINI Filippo, ITA	.176
5. PRIETO ALONSO Alej, CUB	.194
6. SALAS ORTEGA Eyden, VEN	.214
7. CHEN Kai-Sheng, TPE	.229
8. ZAVARCE PADRON Jua, MEX	.250
9. HASAL MatyaS, CZE	.324

#### INNINGS PITCHED

1. RODRIGUEZ CUTINO J, CUB	14.0
2. LEWIS Brenden Drew, USA	11.0
3. SALAS ORTEGA Eyden, VEN	10.1
- ZAVARCE PADRON Jua, MEX	10.1
5. MAZZANTI Riccardo, ITA	9.2
6. PRIETO ALONSO Alej, CUB	9.0
7. CHEN Kai-Sheng, TPE	8.2
- SABATINI Filippo, ITA	8.2
9. 1 Tied at	8.1

#### STRIKEOUTS

1. MAZZANTI Riccardo, ITA	15
- RODRIGUEZ CUTINO J, CUB	15
- SALAS ORTEGA Eyden, VEN	15
4. LIN Cheng-Yu, TPE	12
5. LIM Hogil, KOR	11
- PRIETO ALONSO Alej, CUB	11
- ZAVARCE PADRON Jua, MEX	11
8. 4 Tied at	10

#### WINS

1. AOKI Sakuma, JPN	2
- CHEN Kai-Sheng, TPE	2
- CHEN YU AN, TPE	2
- HASAL MatyaS, CZE	2
- LEWIS Brenden Drew, USA	2
- MAZZANTI Riccardo, ITA	2
- RODRIGUEZ CUTINO J, CUB	2
- ZAVARCE PADRON Jua, MEX	2
9. 32 Tied at	1

#### SAVES

1. KUWAMOTO Shinsuke, JPN	2
2. 11 Tied at	1

#### GAMES

1. LIM Hogil, KOR	6
2. AOKI Sakuma, JPN	5
3. 10 Tied at	4

#### GAMES STARTED

1. HASAL MatyaS, CZE	3
2. 19 Tied at	2

#### COMPLETE GAMES

1. RODRIGUEZ CUTINO J, CUB	2
2. CANIZALES LOPEZ Yu, MEX	1
- KUO Chen-An, TPE	1
- LEWIS Brenden Drew, USA	1
- MAZZANTI Riccardo, ITA	1
- PRIETO ALONSO Alej, CUB	1
- SABATINI Filippo, ITA	1
- TRUJILLO MORENO Sa, VEN	1

#### SHUTOUTS

1. LEWIS Brenden Drew, USA	1
- MAZZANTI Riccardo, ITA	1
- RODRIGUEZ CUTINO J, CUB	1
- TRUJILLO MORENO Sa, VEN	1

#### SACRIFICE HITS AGAINST

1. JOHNS William Mich, FIJ	6
2. GONZALEZ REDONDO Y, VEN	2
3. 20 Tied at	1

#### SACRIFICE FLIES AGAINST

1. JOHNS William Mich, FIJ	2
2. 21 Tied at	1

#### LOSSES

1. HAEUSLER Kristian, AUS	2
- JOHNS William Mich, FIJ	2
- JONATHAN Jaedon Ra, RSA	2
- SABATINI Filippo, ITA	2
- VAKA Nimilote Lua, FIJ	2
- VILLAVICENCIO MAYO, MEX	2
7. 36 Tied at	1

#### WILD PITCHES

1. TAMATA Samu, FIJ	8
2. JOHNS William Mich, FIJ	6
3. CAMA Manasa Loco, FIJ	5
- HAEUSLER Kristian, AUS	5
- LEE George Mitchel, FIJ	5
- RAIMONDI Matteo, ITA	5
7. 6 Tied at	4

#### ILLEGAL PITCHES

1. CANIZALES LOPEZ Yu, MEX	3
- ZAVARCE PADRON Jua, MEX	3
3. HAYASHI Kyonosuke, JPN	2
- LEE George Mitchel, FIJ	2
- PARK Jeongsoo, KOR	2
6. 28 Tied at	1

#### HIT BY PITCH

1. VEREIVALU Isikeli, FIJ	6
2. SILIMAIBAU Junior, FIJ	4
3. JOHNS William Mich, FIJ	3
- RODRIGUEZ CUTINO J, CUB	3
- VELLA Lachlan Anth, AUS	3
6. 14 Tied at	2

#### INTENTIONAL WALKS

1. ALVARADO ILARRAZA, VEN	1
- BEDFORD Junaid, RSA	1
- CORTESI Noemi, ITA	1

#### HITS ALLOWED

1. JOHNS William Mich, FIJ	24
2. VAKA Nimilote Lua, FIJ	23
3. SILIMAIBAU Junior, FIJ	21
4. HAEUSLER Kristian, AUS	20
- TAMATA Samu, FIJ	20
6. JONATHAN Jaedon Ra, RSA	19
7. THWAITES Daniel Jo, AUS	17
8. CAMA Manasa Loco, FIJ	16
9. BEDFORD Junaid, RSA	15

#### RUNS ALLOWED

1. JOHNS William Mich, FIJ	30
- SILIMAIBAU Junior, FIJ	30
3. VAKA Nimilote Lua, FIJ	29
4. TAMATA Samu, FIJ	26
5. CAMA Manasa Loco, FIJ	22
6. HAEUSLER Kristian, AUS	19
- JONATHAN Jaedon Ra, RSA	19
- VEREIVALU Isikeli, FIJ	19
9. 1 Tied at	13

#### EARNED RUNS (min 1 IP/G)

1. LEWIS Brenden Drew, USA	1
- PRIETO ALONSO Alej, CUB	1
3. CHEN Kai-Sheng, TPE	3
- SABATINI Filippo, ITA	3
5. MAZZANTI Riccardo, ITA	5
6. HASAL MatyaS, CZE	6
- RODRIGUEZ CUTINO J, CUB	6
8. SALAS ORTEGA Eyden, VEN	7
9. 1 Tied at	8

#### WALKS ALLOWED (min 1 IP/G)

1. CHEN Kai-Sheng, TPE	0
- RODRIGUEZ CUTINO J, CUB	0
3. LEWIS Brenden Drew, USA	2
- MAZZANTI Riccardo, ITA	2
- PRIETO ALONSO Alej, CUB	2
- SABATINI Filippo, ITA	2
7. LIM Hogil, KOR	3
8. SALAS ORTEGA Eyden, VEN	4
9. 1 Tied at	5



# INDIVIDUAL LEADERS SUMMARY

## RESUMEN DE LIDERES INDIVIDUALES

(INCLUDING GAMES 1-48 – INCLUYENDO PARTIDOS DEL 1 AL 48)

### FIELDING LEADERS – LIDERES DEFENSIVOS

#### PUTOUTS

1. JIANG Ting-Yi, TPE	46
2. SAEZ RIBALTA Chris, CUB	43
3. YOO Yongjae, KOR	41
4. BAQUERA JUAREZ Seb, MEX	33
- KUWAMOTO Shinsuke, JPN	33
6. DOMINGUEZ SANCHEZ, VEN	32
- FERNANDEZ CASTELLA, VEN	32
8. LAVAGNINO ORONA Jo, MEX	31
- YOU Yongjun, KOR	31

#### ASSISTS

1. VILLAVICENCIO MAYO, MEX	15
2. PARK Yechan, KOR	14
- PRIETO ALONSO Alej, CUB	14
4. DURRINGTON Max Ast, AUS	13
- MARTINEK KryStof, CZE	13
- RODRIGUEZ CUTINO J, CUB	13
7. HEAP Lachlan Murra, AUS	11
8. 6 Tied at	10

#### ERRORS

1. SILIMAIBAU Junior, FIJ	7
2. BAINIKORO Asaeli M, FIJ	5
- BIAUKULA Filipe Wi, FIJ	5
- LEE George Mitchel, FIJ	5
5. JOHNS William Mich, FIJ	4
- JOSEPH Aqeel, RSA	4
- PREJDA Max, CZE	4
- YOU Yongjun, KOR	4
9. 12 Tied at	3

#### CAUGHT STEALING

1. YOU Yongjun, KOR	4
2. JIANG Ting-Yi, TPE	3
3. EL GHANNAMOVA Kris, CZE	2
- LEVICK Sam Matthew, AUS	2
- NEDVSD Filip, CZE	2
- SABATINI Filippo, ITA	2
- SILIMAIBAU Junior, FIJ	2
8. 9 Tied at	1

# TEAM'S STATS RANKING

## ESTADÍSTICAS POR EQUIPO

(INCLUDING GAMES 1-48 - INCLUYENDO PARTIDOS DEL 1 AL 48)

### BATTING – BATEO

TEAM	AVG	G	AB	R	H	2B	3B	HR	RBI	TB	SLG%	BB	HP	SO	GDP	OB%	SF	SH	SB-ATT	
United States	.471	8	204	118	96	23	0	13	95	158	.775	43	9	16	0	.567	5	2	55-58	
Chinese Taipei	.451	8	204	109	92	23	8	5	89	146	.716	39	8	23	4	.547	3	6	28-29	
Japan	.446	8	195	94	87	28	5	6	87	143	.733	28	4	30	1	.515	4	5	30-33	
Cuba	.395	8	195	72	77	24	7	6	63	133	.682	27	5	30	1	.476	2	1	18-18	
Mexico	.355	8	197	43	70	19	0	3	35	98	.497	10	4	32	4	.398	0	1	4-5	
Venezuela	.348	8	201	57	70	13	2	10	49	117	.582	17	8	49	0	.420	0	1	5-6	
Czech Republic	.329	8	164	68	54	17	4	1	57	82	.500	25	13	40	2	.442	6	3	43-44	
Korea	.307	8	202	66	62	14	0	7	53	97	.480	30	12	36	1	.424	1	4	33-35	
Italy	.289	8	159	34	46	3	1	0	28	51	.321	20	3	30	0	.373	3	1	17-20	
Australia	.220	8	164	30	36	8	0	3	28	53	.323	23	5	34	0	.333	0	0	8-8	
South Africa	.142	8	120	36	17	3	3	0	19	26	.217	45	8	49	0	.405	0	3	44-54	
Fiji	.116	8	112	5	13	0	1	0	4	15	.134	11	6	65	0	.233	0	0	8-9	
	.000	0	0	0	0	0	0	0	0	0		an	0	0	0		an	0	0	0-0
TOTALS	.340	48	2117	732	720	175	31	54	607	1119	.529	318	85	434	13	.441	24	27	293-319	

### PITCHING – PITCHEO

TEAM	ERA	W-L	SV	IP	GS	CG	SHO	H	R	ER	BB	SO	2B	3B	HR	AB	B/Avg	WP	HP	IP	SHA	SFA
Japan	1.81	7-1	2	43.0	8	0	0	34	20	13	21	48	7	0	1	163	.209	5	4	3	1	1
Cuba	2.37	6-2	1	43.0	8	3	1	31	23	17	10	47	7	0	3	153	.203	9	5	1	4	0
Chinese Taipei	2.43	7-1	0	42.0	8	1	0	32	19	17	9	69	5	0	3	153	.209	5	7	1	1	1
United States	2.77	6-2	4	39.0	8	1	1	27	21	18	13	46	2	2	4	148	.182	10	7	0	1	0
Korea	4.47	4-4	1	47.0	8	0	0	59	44	35	24	48	11	0	4	197	.299	15	3	4	1	3
Venezuela	4.39	3-5	1	41.0	8	1	1	42	45	30	33	46	14	0	2	161	.261	6	5	2	3	0
Mexico	4.98	5-3	1	43.1	8	1	0	49	40	36	25	40	11	1	2	169	.290	8	6	8	4	1
Czech Republic	8.62	4-4	1	39.0	8	0	0	66	65	56	34	16	15	3	5	180	.367	9	4	4	1	2
Australia	9.48	2-6	1	37.1	8	0	0	87	76	59	29	26	22	1	5	201	.433	23	11	6	1	1
Italy	10.17	3-5	1	36.0	8	2	1	65	68	61	26	27	17	0	10	174	.374	13	5	2	1	2
South Africa	14.65	1-7	0	34.0	8	0	0	97	105	83	29	16	24	4	10	201	.483	13	8	3	1	4
Fiji	30.58	0-8	0	27.2	8	0	0	131	206	141	65	5	40	20	5	214	.612	42	20	6	9	8
TOTALS	7.19	48-48	13	472.1	96	9	4	720	732	566	318	434	175	31	54	2114	.341	158	85	40	28	23

### DEFENSE – DEFENSA

TEAM	C	PO	A	E	DP	FLD%	CSB	SBA	SBA%	CI	PB
United States	169	117	45	7	1	.959	0	4	1.000	0	0
Chinese Taipei	180	126	49	5	3	.972	3	7	.700	0	1
Japan	182	130	42	10	4	.945	1	5	.833	0	0
Cuba	199	129	60	10	2	.950	2	16	.889	1	3
Mexico	203	130	62	11	4	.946	0	8	1.000	0	0
Venezuela	185	123	52	10	4	.946	2	9	.818	1	0
Czech Republic	190	117	53	20	3	.895	4	40	.909	0	0
Korea	207	142	52	13	2	.937	5	13	.722	0	2
Italy	159	108	40	11	1	.931	3	24	.889	0	0
Australia	182	112	49	21	3	.885	3	45	.938	0	2
South Africa	152	101	30	21	2	.862	0	55	1.000	0	0
Fiji	159	83	36	40	1	.748	3	69	.958	0	1
	2	1	0	1	0	.500	0	0	0	0	0
TOTALS	2169	1419	570	180	30	.917	26	295	.919	2	9

# TEAM'S STATS - ESTADÍSTICAS DE EQUIPO

(INCLUDING GAMES 1-48 - INCLUYENDO JUEGOS DEL 1 AL 48)



# AUSTRALIA

# AUS

Overall Statistics  
(All Games, Sorted by Batting Avg)

Record: Tournament: 2-6 / Opening Round: 0-5 / Consolation Round: 2-1

#	PLAYER	AVG	GP-GS	AB	R	H	2B	3B	HR	RBI	TB	SLG%	BB	HP	SO	GDP	OB%	SF	SH	SB-ATT
7	MOCHIZUKI Riku	.500	5-2	6	1	3	1	0	0	0	4	.667	0	0	1	0	.500	0	0	1-1
21	NATI Joshua Roger	.333	8-8	21	5	7	4	0	2	10	17	.810	2	0	2	0	.391	0	0	1-1
10	HAEUSLER Kristian	.333	3-3	6	1	2	1	0	0	1	3	.500	1	0	1	0	.429	0	0	1-1
9	MOYLE Austin Jeffr	.333	5-3	6	2	2	1	0	0	3	3	.500	2	1	3	0	.556	0	0	0-0
14	KENT William Thoma	.286	4-3	7	0	2	0	0	0	3	2	.286	0	0	3	0	.286	0	0	0-0
16	VELLA Lachlan Anth	.250	6-6	16	3	4	0	0	1	4	7	.438	1	0	1	0	.294	0	0	1-1
22	THWAITES Daniel Jo	.222	7-6	9	3	2	0	0	0	0	2	.222	4	0	2	0	.462	0	0	0-0
11	COOPER Riley James	.200	6-5	10	1	2	0	0	0	1	2	.200	3	0	3	0	.385	0	0	1-1
20	KIDDLE Liam David	.200	4-3	5	2	1	0	0	0	1	1	.200	1	0	2	0	.333	0	0	0-0
17	SLAPETTA Simon	.182	4-4	11	2	2	0	0	0	1	2	.182	0	0	2	0	.182	0	0	1-1
6	LEVICK Sam Matthew	.167	5-5	12	0	2	0	0	0	1	2	.167	0	0	2	0	.167	0	0	0-0
13	ROMERO Rubens Alon	.167	6-5	12	1	2	0	0	0	1	2	.167	0	0	0	0	.167	0	0	0-0
18	BALLANTYNE Alasdai	.167	4-1	6	1	1	0	0	0	0	1	.167	0	0	2	0	.167	0	0	0-0
2	HEAP Lachlan Murra	.154	7-6	13	2	2	0	0	0	1	2	.154	0	0	3	0	.154	0	0	0-0
8	DURRINGTON Max Ast	.133	7-7	15	2	2	1	0	0	0	3	.200	3	0	1	0	.278	0	0	2-2
15	KING Kason Bailey	.000	3-0	1	0	0	0	0	0	0	0	.000	2	0	1	0	.667	0	0	0-0
19	LAMBERT Isobel Joa	.000	4-3	5	2	0	0	0	0	0	0	.000	2	1	2	0	.375	0	0	0-0
12	OLIPHANT Riley Jam	.000	4-2	3	3	0	0	0	0	1	0	.000	2	3	3	0	.625	0	0	0-0
Totals		.220		164	31	36	8	0	3	28	53	.323	23	5	34	0	.333	0	0	8-8
Opponents		.431		202	76	87	22	1	5	65	126	.624	29	11	26	0	.523	1	1	45-48

(All Games, Sorted by Earned Run Avg)

#	PLAYER	ERA	W-L	SV	IP	G	GS	CG	SHO	H	R	ER	BB	SO	2B	3B	HR	AB	B/Avg	WP	HP	IP	SHA	SFA
21	NATI Joshua Roger	1.38	0-1	0	4.1	2	1	0	0	6	4	1	1	3	0	0	0	20	.300	2	1	0	0	0
7	MOCHIZUKI Riku	2.57	1-0	0	4.2	3	1	0	0	9	9	2	3	6	1	0	0	24	.375	4	2	1	0	0
2	HEAP Lachlan Murra	3.00	0-0	0	2.0	1	0	0	0	0	1	1	1	0	0	0	0	5	.000	1	1	0	0	0
13	ROMERO Rubens Alon	3.00	0-0	0	2.0	2	0	0	0	2	1	1	3	2	0	0	0	8	.250	1	0	0	0	0
18	BALLANTYNE Alasdai	8.00	0-0	0	3.0	2	1	0	0	5	4	4	4	3	0	0	0	13	.385	1	1	1	0	0
16	VELLA Lachlan Anth	9.00	0-0	1	2.2	3	0	0	0	6	5	4	5	3	3	0	0	12	.500	1	3	1	1	1
12	OLIPHANT Riley Jam	9.00	1-0	0	2.2	2	0	0	0	5	4	3	0	1	0	1	0	12	.417	1	1	0	0	0
19	LAMBERT Isobel Joa	12.60	0-1	0	3.1	2	1	0	0	11	9	7	2	4	3	0	0	24	.458	1	0	0	0	0
14	HAEUSLER Kristian	14.40	0-2	0	6.2	3	2	0	0	20	19	16	1	3	4	1	2	43	.465	5	2	1	0	0
22	THWAITES Daniel Jo	16.62	0-1	0	4.1	2	1	0	0	17	12	12	2	1	10	0	0	29	.586	4	0	1	0	0
17	SLAPETTA Simon	18.00	0-1	0	1.0	1	1	0	0	2	3	3	3	1	0	0	0	5	.400	2	0	1	0	0
9	MOYLE Austin Jeffr	36.00	0-0	0	0.2	1	0	0	0	4	4	4	1	0	0	0	2	6	.667	0	0	0	0	0
Totals		9.48	2-6	1	37.1	8	8	0	0	87	76	59	29	26	22	1	5	201	.433	23	11	6	1	1
Opponents		3.22	6-2	0	41.0	8	8	1	1	36	30	22	23	34	8	0	3	164	.220	5	5	1	0	0

(All Games, Sorted by Fielding Pct)

#	PLAYER	C	PO	A	E	DP	FLD%	CSB	SBA	SBA%	CI	PB
22	THWAITES Daniel Jo	31	28	3	0	1	1.000	0	0	0	0	0
20	KIDDLE Liam David	11	11	0	0	0	1.000	0	16	1.000	0	2
10	HAEUSLER Kristian	3	2	1	0	0	1.000	0	0	0	0	0
14	KENT William Thoma	1	1	0	0	0	1.000	0	0	0	0	0
15	KING Kason Bailey	1	1	0	0	0	1.000	0	1	1.000	0	0
21	NATI Joshua Roger	26	15	9	2	2	.923	0	0	0	0	0
8	DURRINGTON Max Ast	20	5	13	2	0	.900	0	0	0	0	0
2	HEAP Lachlan Murra	19	6	11	2	1	.895	0	0	0	0	0
16	VELLA Lachlan Anth	8	6	1	1	0	.875	0	0	0	0	0
18	BALLANTYNE Alasdai	7	6	0	1	0	.857	0	0	0	0	0
6	LEVICK Sam Matthew	20	12	5	3	1	.850	2	28	.933	0	0
11	COOPER Riley James	6	4	1	1	0	.833	0	0	0	0	0
9	MOYLE Austin Jeffr	9	4	3	2	1	.778	0	0	0	0	0
13	ROMERO Rubens Alon	4	3	0	1	0	.750	0	0	0	0	0
12	OLIPHANT Riley Jam	4	2	1	1	0	.750	1	0	.000	0	0
17	SLAPETTA Simon	6	4	0	2	0	.667	0	0	0	0	0
7	MOCHIZUKI Riku	4	1	1	2	0	.500	0	0	0	0	0
19	LAMBERT Isobel Joa	2	1	0	1	0	.500	0	0	0	0	0
Totals		182	112	49	21	3	.885	3	45	.938	0	2
Opponents		176	123	43	10	1	.943	0	8	1.000	0	0

# TEAM'S STATS - ESTADÍSTICAS DE EQUIPO

(INCLUDING GAMES 1-48 - INCLUYENDO JUEGOS DEL 1 AL 48)



## CHINESE TAIPEI



Overall Statistics  
(All Games, Sorted by Batting Avg)

Record: Tournament: 7-1 / Opening Round: 4-1 / Super Round: 3-0

#	PLAYER	AVG	GP-GS	AB	R	H	2B	3B	HR	RBI	TB	SLG%	BB	HP	SO	GDP	OB%	SF	SH	SB-ATT
11	LIN Cheng-Yu	1.000	5-0	2	2	2	0	0	0	0	2	1.000	0	0	0	0	1.000	0	0	0-0
15	ZHU Yu-Ming	1.000	3-0	2	3	2	1	0	0	3	3	1.500	1	1	0	0	1.000	0	1	0-0
17	WU Chang-Yu	1.000	3-1	1	1	1	0	0	0	0	1	1.000	2	0	0	0	1.000	0	0	1-1
18	CHEN YU AN	.667	2-1	3	3	2	1	0	0	3	3	1.000	1	0	0	0	.750	0	1	1-1
8	CHIANG Tsung-Chun	.615	8-8	26	15	16	3	1	1	11	24	.923	4	1	4	0	.677	0	0	7-7
10	HUANG Tien-Szu	.593	8-8	27	14	16	4	3	1	20	29	1.074	1	0	3	0	.607	0	0	3-3
9	KUO Chen-An	.538	4-3	13	5	7	0	3	1	7	16	1.231	0	0	3	0	.538	0	0	0-0
13	WANG Yu-EN	.500	2-0	2	2	1	0	0	0	1	1	.500	1	0	1	0	.667	0	0	0-0
1	CHEN Kai-Sheng	.429	7-6	14	9	6	1	0	0	8	7	.500	4	0	1	2	.526	1	0	2-2
16	YU Yan-Cheng	.429	8-4	14	8	6	1	0	2	7	13	.929	4	2	1	0	.600	0	0	2-2
4	KA LI LU Man Ko Ko	.429	3-3	7	4	3	0	0	0	3	3	.429	0	0	0	0	.429	0	1	0-0
2	JIANG Ting-Yi	.389	7-7	18	7	7	3	0	0	7	10	.556	4	0	1	1	.478	1	0	0-0
3	TSAI Wei-Chen	.385	7-6	13	8	5	2	0	0	3	7	.538	8	1	1	0	.636	0	1	1-2
5	YEH Hung-Jen	.381	7-7	21	10	8	3	1	0	5	13	.619	4	1	2	0	.500	0	0	7-7
6	WU Yi-Rui	.357	8-6	14	7	5	3	0	0	6	8	.571	3	0	2	0	.471	0	1	2-2
14	HSU Tzu-Cheng	.250	5-4	8	4	2	0	0	0	1	2	.250	0	1	3	0	.333	0	0	1-1
12	CYUAN Ruei	.200	4-2	5	3	1	1	0	0	1	2	.400	1	0	1	0	.286	1	1	0-0
7	CHANG Yao-Yun	.143	6-6	14	4	2	0	0	0	3	2	.143	1	1	0	1	.250	0	0	1-1
Totals		.451		204	109	92	23	8	5	89	146	.716	39	8	23	4	.547	3	6	28-29
Opponents		.209		153	19	32	5	0	3	15	46	.301	9	7	69	2	.282	1	1	7-10

(All Games, Sorted by Earned Run Avg)

#	PLAYER	ERA	W-L	SV	IP	G	GS	CG	SHO	H	R	ER	BB	SO	2B	3B	HR	AB	B/Avg	WP	HP	IP	SHA	SFA
13	WANG Yu-EN	0.00	1-0	0	2.0	1	1	0	0	1	0	0	0	5	0	0	0	7	.143	0	1	0	0	0
12	CYUAN Ruei	0.00	0-0	0	1.0	1	1	0	0	0	0	0	1	2	0	0	0	3	.000	0	0	0	0	0
16	YU Yan-Cheng	0.00	1-0	0	5.0	2	0	0	0	3	0	0	0	10	0	0	0	17	.176	1	2	0	0	0
5	YEH Hung-Jen	0.00	0-0	0	1.0	1	0	0	0	0	0	0	0	3	0	0	0	3	.000	0	1	0	0	0
9	KUO Chen-An	0.86	1-0	0	7.0	2	2	1	0	6	1	1	0	8	1	0	1	24	.250	0	0	0	0	0
7	CHANG Yao-Yun	1.80	0-0	0	3.1	4	0	0	0	2	1	1	2	6	0	0	0	12	.167	0	1	0	0	0
1	CHEN Kai-Sheng	2.08	2-0	0	8.2	2	2	0	0	8	4	3	0	8	1	0	0	35	.229	1	1	1	0	0
11	LIN Cheng-Yu	3.00	0-0	0	6.0	3	0	0	0	4	3	3	0	12	1	0	1	21	.190	0	0	0	0	1
2	JIANG Ting-Yi	6.00	0-0	0	2.0	2	1	0	0	3	2	0	7	1	0	0	10	.300	2	0	0	0	0	0
14	HSU Tzu-Cheng	6.55	0-1	0	3.2	3	1	0	0	3	4	4	2	5	1	0	1	13	.231	0	1	0	1	0
18	CHEN YU AN	7.71	2-0	0	2.1	3	0	0	0	2	3	3	4	3	0	0	0	8	.250	1	0	0	0	0
Totals		2.43	7-1	0	42.0	8	8	1	0	32	19	17	9	69	5	0	3	153	.209	5	7	1	1	1
Opponents		11.74	1-7	1	38.1	8	8	1	0	92	109	75	39	23	23	8	5	204	.451	18	8	5	6	3

(All Games, Sorted by Fielding Pct)

#	PLAYER	C	PO	A	E	DP	FLD%	CSB	SBA	SBA%	CI	PB
3	TSAI Wei-Chen	30	30	0	0	2	1.000	0	0	0	0	0
12	CYUAN Ruei	18	17	1	0	0	1.000	0	2	1.000	0	1
6	WU Yi-Rui	11	1	10	0	1	1.000	0	0	0	0	0
10	HUANG Tien-Szu	10	3	7	0	0	1.000	0	0	0	0	0
7	CHANG Yao-Yun	5	1	4	0	0	1.000	0	0	0	0	0
8	CHIANG Tsung-Chun	3	3	0	0	0	1.000	0	0	0	0	0
18	CHEN YU AN	2	0	2	0	0	1.000	0	0	0	0	0
4	KA LI LU Man Ko Ko	2	0	2	0	0	1.000	0	0	0	0	0
16	YU Yan-Cheng	2	2	0	0	0	1.000	0	0	0	0	0
11	LIN Cheng-Yu	1	1	0	0	0	1.000	0	0	0	0	0
13	WANG Yu-EN	1	0	1	0	0	1.000	0	0	0	0	0
15	ZHU Yu-Ming	1	0	1	0	1	1.000	0	0	0	0	0
2	JIANG Ting-Yi	53	46	6	1	1	.981	3	5	.625	0	0
5	YEH Hung-Jen	19	8	10	1	2	.947	0	0	0	0	0
14	HSU Tzu-Cheng	15	12	2	1	0	.933	0	0	0	0	0
1	CHEN Kai-Sheng	7	2	3	2	0	.714	0	0	0	0	0
Totals		180	126	49	5	3	.972	3	7	.700	0	1
Opponents		200	115	58	27	7	.865	1	28	.966	0	2

# TEAM'S STATS - ESTADÍSTICAS DE EQUIPO

(INCLUDING GAMES 1-48 - INCLUYENDO JUEGOS DEL 1 AL 48)



# CUBA

# CUB

Overall Statistics  
(All Games, Sorted by Batting Avg)

Record: Tournament: 6-2 / Opening Round: 3-2 / Super Round: 3-0

#	PLAYER	AVG	GP-GS	AB	R	H	2B	3B	HR	RBI	TB	SLG%	BB	HP	SO	GDP	OB%	SF	SH	SB-ATT
14	PRIETO ALONSO Alej	.609	8-8	23	13	14	6	1	2	11	28	1.217	2	1	2	0	.654	0	0	6-6
4	SAEZ RIBALTA Chris	.524	8-8	21	9	11	3	0	3	12	23	1.095	2	1	1	0	.560	1	0	0-0
12	RODRIGUEZ CUTINO J	.519	8-8	27	12	14	6	1	0	6	22	.815	2	0	2	0	.552	0	0	3-3
17	ROLO GARCIA Orlani	.500	3-0	2	3	1	0	1	0	2	3	1.500	1	0	0	0	.667	0	0	0-0
24	RODRIGUEZ SERRANO	.429	4-2	7	3	3	1	1	0	6	6	.857	1	0	2	0	.500	0	0	0-0
47	SARDUY FORTES Bori	.429	5-3	7	6	3	2	0	0	3	5	.714	1	1	0	0	.556	0	0	1-1
10	CRUZ ECHEMENDIA Al	.407	8-8	27	9	11	3	2	0	8	18	.667	1	0	4	0	.429	0	0	2-2
57	ACOSTA ZAMORA Yeis	.400	5-3	10	1	4	2	0	0	5	6	.600	0	2	1	4	.400	0	0	0-0
5	VALDES LARRINAGA L	.308	8-5	13	4	4	0	1	0	4	6	.462	4	0	3	0	.471	0	0	1-1
46	SANDOVAL MORALES M	.286	6-4	7	1	2	0	0	1	1	5	.714	1	0	4	0	.375	0	0	1-1
13	FERRAN COLLAZO Dul	.250	7-7	16	1	4	1	0	0	2	5	.313	0	0	2	0	.250	0	0	1-1
54	DANGUILLECOURT PIS	.250	7-7	12	4	3	0	0	0	0	3	.250	4	0	2	0	.438	0	0	2-2
56	MACHADO TORRES Ern	.250	6-0	4	2	1	0	0	0	0	1	.250	2	0	1	0	.500	0	0	0-0
98	RODRIGUEZ DIAZ Yei	.250	4-2	4	1	1	0	0	0	0	1	.250	1	0	3	0	.400	0	0	0-0
2	BATISTA CORRALES M	.167	6-1	6	0	1	0	0	0	2	1	.167	1	0	0	0	.286	0	0	1-1
21	SANTA CRUZ DE OVIE	.000	1-0	1	0	0	0	0	0	0	0	.000	0	0	0	0	.000	0	0	0-0
15	PRIETO JUSTA Danye	.000	4-2	2	3	0	0	0	0	1	0	.000	2	2	0	0	.571	1	0	0-0
45	MONTALVO PENA Ewan	.000	7-4	6	0	0	0	0	0	0	0	.000	2	0	2	0	.250	0	1	0-0
Totals		.395		195	72	77	24	7	6	63	133	.682	27	5	30	1	.476	2	1	18-18
Opponents		.203		153	23	31	7	0	3	20	47	.307	10	5	47	1	.274	0	4	16-18

(All Games, Sorted by Earned Run Avg)

#	PLAYER	ERA	W-L	SV	IP	G	GS	CG	SHO	H	R	ER	BB	SO	2B	3B	HR	AB	B/Avg	WP	HP	IP	SHA	SFA
21	SANTA CRUZ DE OVIE	0.00	1-0	0	1.1	1	0	0	0	0	0	0	1	4	0	0	0	4	.000	0	0	0	0	0
4	SAEZ RIBALTA Chris	0.00	0-0	0	0.2	1	0	0	0	0	0	0	0	0	0	0	0	2	.000	0	0	0	0	0
2	BATISTA CORRALES M	0.00	1-0	0	2.2	2	0	0	0	2	2	0	1	2	1	0	0	11	.182	2	0	1	0	0
14	PRIETO ALONSO Alej	0.67	1-1	0	9.0	2	2	1	0	7	4	1	2	11	0	0	0	36	.194	0	0	0	0	0
47	SARDUY FORTES Bori	1.38	1-0	0	4.1	3	1	0	0	2	1	1	2	8	0	0	0	14	.143	0	0	0	1	0
10	CRUZ ECHEMENDIA Al	2.25	0-0	0	2.2	2	0	0	0	1	1	1	1	3	1	0	0	7	.143	3	0	0	1	0
12	RODRIGUEZ CUTINO J	2.57	2-0	0	14.0	4	2	2	1	7	6	6	0	15	1	0	3	46	.152	2	3	0	1	0
98	RODRIGUEZ DIAZ Yei	3.27	0-0	1	3.2	4	1	0	0	4	3	2	0	3	1	0	0	13	.308	0	1	0	1	0
57	ACOSTA ZAMORA Yeis	6.00	0-1	0	1.0	1	1	0	0	2	1	1	0	1	1	0	0	5	.400	0	0	0	0	0
54	DANGUILLECOURT PIS	8.18	0-0	0	3.2	2	1	0	0	6	5	5	3	0	2	0	0	15	.400	2	1	0	0	0
Totals		2.37	6-2	1	43.0	8	8	3	1	31	23	17	10	47	7	0	3	153	.203	9	5	1	4	0
Opponents		9.36	2-6	0	41.2	8	8	0	0	77	72	65	27	30	24	7	6	195	.395	10	5	2	1	2

(All Games, Sorted by Fielding Pct)

#	PLAYER	C	PO	A	E	DP	FLD%	CSB	SBA	SBA%	CI	PB
45	MONTALVO PENA Ewan	27	26	1	0	0	1.000	0	8	1.000	0	1
14	PRIETO ALONSO Alej	17	3	14	0	1	1.000	0	0	0	0	0
15	PRIETO JUSTA Danye	12	11	1	0	0	1.000	0	1	1.000	0	1
21	SANTA CRUZ DE OVIE	6	6	0	0	0	1.000	0	0	0	0	0
47	SARDUY FORTES Bori	3	2	1	0	0	1.000	0	0	0	0	0
2	BATISTA CORRALES M	2	2	0	0	0	1.000	0	0	0	0	0
56	MACHADO TORRES Ern	1	0	1	0	0	1.000	0	0	0	0	0
5	VALDES LARRINAGA L	1	1	0	0	0	1.000	0	0	0	0	0
17	ROLO GARCIA Orlani	1	0	1	0	0	1.000	0	0	0	0	0
4	SAEZ RIBALTA Chris	45	43	1	1	2	.978	0	0	0	0	0
10	CRUZ ECHEMENDIA Al	19	8	10	1	1	.947	1	0	.000	0	0
13	FERRAN COLLAZO Dul	16	5	10	1	0	.938	0	0	0	0	0
12	RODRIGUEZ CUTINO J	22	7	13	2	1	.909	0	0	0	0	0
54	DANGUILLECOURT PIS	9	3	5	1	0	.889	1	0	.000	0	0
57	ACOSTA ZAMORA Yeis	13	11	0	2	0	.846	0	7	1.000	1	1
98	RODRIGUEZ DIAZ Yei	3	0	2	1	0	.667	0	0	0	0	0
46	SANDOVAL MORALES M	2	1	0	1	0	.500	0	0	0	0	0
Totals		199	129	60	10	2	.950	2	16	.889	1	3
Opponents		188	125	52	11	2	.941	0	18	1.000	0	0

# TEAM'S STATS - ESTADÍSTICAS DE EQUIPO

(INCLUDING GAMES 1-48 - INCLUYENDO JUEGOS DEL 1 AL 48)



## CZECH REPUBLIC

## CZE

### Overall Statistics (All Games, Sorted by Batting Avg)

Record: Tournament: 4-4 / Opening Round: 2-3 / Consolation Round: 2-1

#	PLAYER	AVG	GP-GS	AB	R	H	2B	3B	HR	RBI	TB	SLG%	BB	HP	SO	GDP	OB%	SF	SH	SB-ATT
19	EL GHANNAMOVA Kris	.692	7-5	13	10	9	5	0	1	8	17	1.308	2	2	1	0	.722	1	0	6-6
3	NOVAK Jan	.667	3-0	3	2	2	0	1	0	3	4	1.333	0	0	0	0	.667	0	0	0-0
50	PREJDA Max	.550	6-6	20	9	11	0	0	0	6	11	.550	1	1	0	0	.591	0	1	11-12
63	HASAL MatyaS	.429	7-5	14	9	6	3	0	0	7	9	.643	5	0	4	0	.550	1	0	7-7
66	KATZ Jan	.429	4-4	7	3	3	2	1	0	6	7	1.000	0	1	2	0	.500	0	1	1-1
64	PEROUTKA Pavel Voj	.385	6-6	13	6	5	2	1	0	4	9	.692	1	2	3	0	.500	0	0	4-4
6	CAJZ Michal	.368	8-8	19	8	7	3	1	0	8	12	.632	4	2	5	1	.520	0	0	2-2
68	KOLEV KryStof	.333	3-1	3	1	1	0	0	0	1	3	.333	0	1	1	0	.500	0	0	0-0
20	TAKEDA Matias Akir	.250	5-5	8	3	2	1	0	0	3	3	.375	1	1	2	0	.333	2	0	2-2
61	TYLICH TadeaS	.250	5-2	4	2	1	0	0	0	2	1	.250	1	0	2	0	.400	0	0	0-0
60	MARTINEK KryStof	.200	8-8	15	5	3	0	0	0	2	3	.200	5	0	7	0	.400	0	0	6-6
49	KUBELKA Jan	.200	5-3	5	0	1	0	0	0	0	1	.200	0	0	1	0	.200	0	1	0-0
47	NEDVSD Filip	.167	5-5	6	1	1	0	0	0	2	1	.167	0	0	2	0	.167	0	0	1-1
67	HLUCHY Nikolas	.091	7-5	11	3	1	1	0	0	1	2	.182	2	1	3	0	.286	0	0	1-1
51	HEDL Filip	.083	7-7	12	2	1	0	0	0	3	1	.83	2	0	4	0	.188	2	0	1-1
62	VENTRUBA Vit	.000	3-1	3	2	0	0	0	0	1	0	.000	0	1	0	0	.250	0	0	0-0
45	SOBOTKA Daniel	.000	7-1	8	2	0	0	0	0	1	0	.000	1	1	3	1	.200	0	0	1-1
Totals		.329		164	68	54	17	4	1	57	82	.500	25	13	40	2	.442	6	3	43-44
Opponents		.367		180	65	66	15	3	5	59	102	.567	34	4	16	0	.473	2	1	40-44

### (All Games, Sorted by Earned Run Avg)

#	PLAYER	ERA	W-L	SV	IP	G	GS	CG	SHO	H	R	ER	BB	SO	2B	3B	HR	AB	B/Avg	WP	HP	IP	SHA	SFA
45	SOBOTKA Daniel	0.00	0-0	1	3.1	2	0	0	0	2	0	0	1	2	0	0	0	11	.182	2	0	1	0	0
67	HLUCHY Nikolas	0.00	1-0	0	2.2	1	0	0	0	1	0	0	0	6	0	0	0	9	.000	0	0	0	0	0
63	HASAL MatyaS	4.32	2-1	0	8.1	3	3	0	0	11	7	6	5	3	2	1	0	34	.324	0	0	1	1	0
6	CAJZ Michal	5.40	1-1	0	6.2	2	2	0	0	9	6	6	5	0	1	1	1	29	.310	0	1	0	0	0
51	HEDL Filip	6.30	0-0	0	6.2	4	0	0	0	11	8	7	1	1	3	0	1	28	.393	1	0	0	0	1
58	MARTINSKAS Jonas	9.82	0-0	0	3.2	3	1	0	0	7	6	6	4	3	1	0	1	18	.389	2	0	0	0	0
68	KOLEV KryStof	10.80	0-1	0	1.2	2	1	0	0	4	7	3	5	0	2	0	0	11	.364	0	0	1	0	1
61	TYLICH TadeaS	18.00	0-0	0	0.1	1	0	0	0	1	1	1	1	0	1	0	0	2	.500	0	0	0	0	0
3	NOVAK Jan	24.00	0-1	0	3.0	3	1	0	0	9	13	12	7	1	2	0	2	18	.500	4	2	1	0	0
66	KATZ Jan	27.00	0-0	0	0.2	1	0	0	0	3	3	3	1	0	1	0	0	5	.600	0	0	0	0	0
62	VENTRUBA Vit	28.80	0-0	0	1.2	2	0	0	0	6	8	8	3	0	2	1	0	10	.600	0	1	0	0	0
19	EL GHANNAMOVA Kris	72.00	0-0	0	0.1	1	0	0	0	3	5	4	1	0	0	0	0	5	.600	0	0	0	0	0
Totals		8.62	4-4	1	39.0	8	8	0	0	66	65	56	34	16	15	3	5	180	.367	9	4	4	1	2
Opponents		7.58	4-4	1	38.0	8	8	1	1	54	68	48	25	40	17	4	1	164	.329	12	13	6	4	5

### (All Games, Sorted by Fielding Pct)

#	PLAYER	C	PO	A	E	DP	FLD%	CSB	SBA	SBA%	CI	PB
60	MARTINEK KryStof	30	17	13	0	3	1.000	0	0	0	0	0
19	EL GHANNAMOVA Kris	14	12	2	0	0	1.000	2	8	.800	0	0
67	HLUCHY Nikolas	10	9	1	0	0	1.000	0	0	0	0	0
20	TAKEDA Matias Akir	9	5	4	0	1	1.000	0	0	0	0	0
47	NEDVSD Filip	5	2	3	0	0	1.000	2	21	.913	0	0
66	KATZ Jan	4	3	1	0	0	1.000	0	0	0	0	0
64	PEROUTKA Pavel Voj	3	3	0	0	0	1.000	0	0	0	0	0
58	MARTINSKAS Jonas	2	0	2	0	0	1.000	0	0	0	0	0
61	TYLICH TadeaS	2	1	1	0	0	1.000	0	0	0	0	0
51	HEDL Filip	29	26	1	2	0	.931	0	0	0	0	0
6	CAJZ Michal	30	21	6	3	1	.900	0	0	0	0	0
45	SOBOTKA Daniel	11	8	1	2	0	.818	0	11	1.000	0	0
63	HASAL MatyaS	13	3	7	3	0	.769	0	0	0	0	0
50	PREJDA Max	15	3	8	4	0	.733	0	0	0	0	0
62	VENTRUBA Vit	3	2	0	1	1	.667	0	0	0	0	0
3	NOVAK Jan	5	1	2	2	0	.600	0	0	0	0	0
49	KUBELKA Jan	2	1	0	1	0	.500	0	0	0	0	0
68	KOLEV KryStof	3	0	1	2	0	.333	0	0	0	0	0
Totals		190	117	53	20	3	.895	4	40	.909	0	0
Opponents		180	114	46	20	5	.889	1	43	.977	1	0

# TEAM'S STATS - ESTADÍSTICAS DE EQUIPO

(INCLUDING GAMES 1-48 - INCLUYENDO JUEGOS DEL 1 AL 48)



# FIJI

# FIJ

### Overall Statistics (All Games, Sorted by Batting Avg)

Record: Tournament: 0-8 / Opening Round: 0-5 / Consolation Round: 0-3

#	PLAYER	AVG	GP-GS	AB	R	H	2B	3B	HR	RBI	TB	SLG%	BB	HP	SO	GDP	OB%	SF	SH	SB-ATT
5	MOCELUTU Kitione R	.286	6-5	7	0	2	0	0	0	0	2	.286	1	1	4	0	.444	0	0	1-1
16	VEREIVALU Isikeli	.200	8-8	15	0	3	0	1	0	0	5	.333	0	0	7	0	.200	0	0	0-0
9	BAINIKORO Asaeli M	.200	8-7	10	2	2	0	0	0	1	2	.200	3	2	2	0	.467	0	0	1-1
10	SILIMAIBAU Junior	.200	7-5	10	0	2	0	0	0	0	2	.200	1	0	6	0	.273	0	0	1-2
2	VAKA Nimilote Lua	.143	8-8	14	0	2	0	0	0	1	2	.143	0	2	6	0	.250	0	0	0-0
6	HICKS Philip Franc	.111	6-6	9	1	1	0	0	0	0	1	.111	0	0	6	0	.111	0	0	1-1
7	VODOWAQAVUKA Jone	.071	8-8	14	1	1	0	0	0	1	1	.71	1	0	10	0	.133	0	0	2-2
14	BIAUKULA Filipe Wi	.000	3-3	3	0	0	0	0	0	0	0	.000	0	0	2	0	.000	0	0	0-0
4	LEE George Mitchel	.000	5-3	6	0	0	0	0	0	1	0	.000	0	0	5	0	.200	0	0	0-0
15	JOSAITA Lewis Henry	.000	1-1	1	0	0	0	0	0	0	0	.000	0	0	1	0	.000	0	0	0-0
12	ANTHONY Liam	.000	7-4	4	0	0	0	0	0	0	0	.000	2	0	4	0	.333	0	0	0-0
1	CAMA Manasa Loco	.000	3-3	2	0	0	0	0	0	0	0	.000	1	0	1	0	.333	0	0	0-0
8	TAMATA Samu	.000	4-2	3	0	0	0	0	0	0	0	.000	0	0	3	0	.000	0	0	0-0
13	TOKALAULEVU Samuel	.000	8-5	8	0	0	0	0	0	0	0	.000	2	0	4	0	.200	0	0	1-1
11	BESE Tomasi Suwata	.000	2-1	2	0	0	0	0	0	0	0	.000	0	0	2	0	.000	0	0	0-0
3	JOHNS William Mich	.000	5-3	4	1	0	0	0	0	0	0	.000	0	1	2	0	.200	0	0	1-1
Totals		.116		112	5	13	0	1	0	4	15	.134	11	6	65	0	.233	0	0	8-9
Opponents		.612		214	206	131	40	20	5	158	226	1.056	65	20	4	0	.701	9	8	69-72

### (All Games, Sorted by Earned Run Avg)

#	PLAYER	ERA	W-L	SV	IP	G	GS	CG	SHO	H	R	ER	BB	SO	2B	3B	HR	AB	B/Avg	WP	HP	IP	SHA	SFA
12	ANTHONY Liam	0.00	0-0	0	0.2	2	0	0	0	1	7	0	5	1	0	1	0	4	.250	2	0	0	0	0
14	BIAUKULA Filipe Wi	4.50	0-0	0	1.1	2	0	0	0	4	3	1	2	0	0	1	0	7	.571	1	0	1	1	0
7	VODOWAQAVUKA Jone	12.00	0-0	0	1.0	1	0	0	0	1	2	2	4	0	1	0	0	2	.500	2	0	1	0	0
16	VEREIVALU Isikeli	15.43	0-1	0	2.1	3	1	0	0	5	19	6	7	0	1	0	0	16	.313	2	6	0	0	0
3	JOHNS William Mich	18.90	0-2	0	6.2	4	2	0	0	24	30	21	6	0	5	3	1	41	.585	6	3	0	6	2
5	MOCELUTU Kitione R	30.00	0-0	0	1.0	2	0	0	0	3	6	5	2	2	0	0	0	7	.429	0	2	0	0	0
2	VAKA Nimilote Lua	34.71	0-2	0	4.2	4	2	0	0	23	29	27	5	1	8	4	0	37	.622	1	2	0	0	1
6	HICKS Philip Franc	39.60	0-0	0	1.2	2	0	0	0	4	11	11	8	1	1	0	0	7	.571	4	0	1	0	1
8	TAMATA Samu	42.00	0-1	0	3.0	3	1	0	0	20	26	21	7	0	8	1	2	29	.690	8	0	0	1	1
9	BAINIKORO Asaeli M	45.00	0-0	0	0.2	3	0	0	0	7	9	5	2	0	1	2	0	9	.778	2	0	0	1	1
1	CAMA Manasa Loco	54.00	0-1	0	2.0	1	1	0	0	16	22	18	5	0	8	5	0	22	.727	5	2	1	0	1
10	SILIMAIBAU Junior	69.00	0-0	0	2.0	2	0	0	0	21	30	23	3	0	4	2	2	29	.724	4	4	0	0	0
4	LEE George Mitchel	72.00	0-1	0	0.2	2	1	0	0	2	12	8	9	0	3	1	0	4	.500	5	1	2	0	1
Totals		30.58	0-8	0	27.2	8	8	0	0	131	206	141	65	5	40	20	5	214	.612	42	20	6	9	8
Opponents		0.75	8-0	2	32.0	8	8	0	0	13	5	4	11	64	0	1	0	111	.117	1	6	0	0	0

### (All Games, Sorted by Fielding Pct)

#	PLAYER	C	PO	A	E	DP	FLD%	CSB	SBA	SBA%	CI	PB
7	VODOWAQAVUKA Jone	29	29	0	0	0	1.000	0	0	0	0	0
1	CAMA Manasa Loco	1	0	1	0	0	1.000	0	0	0	0	0
11	BESE Tomasi Suwata	1	1	0	0	0	1.000	0	0	0	0	0
16	VEREIVALU Isikeli	13	6	6	1	1	.923	1	28	.966	0	1
6	HICKS Philip Franc	12	5	5	2	0	.833	0	0	0	0	0
15	VAKA Nimilote Lua	15	9	3	3	0	.800	0	0	0	0	0
12	ANTHONY Liam	8	2	4	2	0	.750	0	0	0	0	0
9	BAINIKORO Asaeli M	17	6	6	5	0	.706	0	0	0	0	0
14	BIAUKULA Filipe Wi	15	8	2	5	1	.667	0	0	0	0	0
13	TOKALAULEVU Samuel	6	3	1	2	0	.667	0	20	1.000	0	0
8	TAMATA Samu	3	1	1	1	0	.667	0	0	0	0	0
3	JOHNS William Mich	11	2	5	4	0	.636	0	0	0	0	0
10	SILIMAIBAU Junior	15	7	1	7	0	.533	2	21	.913	0	0
5	MOCELUTU Kitione R	6	3	0	3	0	.500	0	0	0	0	0
4	LEE George Mitchel	7	1	1	5	0	.286	0	0	0	0	0
Totals		159	83	36	40	1	.748	3	69	.958	0	1
Opponents		124	96	18	10	3	.919	1	8	.889	0	0

# TEAM'S STATS - ESTADÍSTICAS DE EQUIPO

(INCLUDING GAMES 1-48 - INCLUYENDO JUEGOS DEL 1 AL 48)



# ITALY

# ITA

### Overall Statistics (All Games, Sorted by Batting Avg)

Record: Tournament: 3-5 / Opening Round: 1-4 / Consolation Round: 2-1

#	PLAYER	AVG	GP-GS	AB	R	H	2B	3B	HR	RBI	TB	SLG%	BB	HP	SO	GDP	OB%	SF	SH	SB-ATT
22	BONDI Thomas	1.000	2-1	2	2	2	1	0	0	2	3	1.500	0	0	0	0	.667	1	0	1-1
3	GAMBERINI Alessand	.667	3-1	3	1	2	1	0	0	2	3	1.000	0	0	0	0	.500	1	0	1-1
17	CEPPARULO Nicola	.667	2-1	3	1	2	0	0	0	2	2	.667	0	0	0	0	.667	0	0	2-2
11	ANSELMI Martin	.500	5-1	4	1	2	0	0	0	3	2	.500	2	0	2	0	.667	0	0	0-1
2	GIORGESCHI Matteo	.500	4-1	4	3	2	0	0	0	0	2	.500	1	0	0	0	.600	0	0	1-1
18	CORTESI Noemi	.500	3-1	2	2	1	0	0	0	2	1	.500	1	0	0	0	.667	0	0	0-0
20	SABATINI Filippo	.462	6-6	13	2	6	0	0	0	2	6	.462	0	0	0	0	.462	0	0	2-2
16	DI PERSIA Daniele	.357	7-6	14	3	5	0	1	0	3	7	.500	1	0	3	0	.400	0	0	0-1
1	ARIANI Jordan	.333	5-3	9	2	3	0	0	0	2	3	.333	1	0	2	0	.400	0	0	0-0
5	BALTIERI Nicolo	.294	8-8	17	3	5	0	0	0	3	5	.294	2	1	3	0	.400	0	0	1-1
6	PAVARANI Aldo	.286	7-7	14	2	4	1	0	0	1	5	.357	0	0	2	0	.286	0	0	2-2
9	RUGGERI Mattia Leo	.250	8-7	12	0	3	0	0	0	2	3	.250	3	0	3	0	.400	0	0	0-1
14	MAZZANTI Riccardo	.200	8-7	15	4	3	0	0	0	0	3	.200	3	0	0	0	.333	0	0	1-1
27	MUNOZ LIENDO Lucci	.200	7-7	15	1	3	0	0	0	1	3	.200	1	2	1	0	.333	0	0	1-1
10	DE CRISTAN Federic	.200	5-3	5	2	1	0	0	0	0	1	.200	1	0	3	0	.333	0	0	2-2
13	BALDISSERRI Riccar	.100	7-5	10	1	1	0	0	0	0	1	.100	2	0	5	0	.250	0	0	0-0
4	RAIMONDI Matteo	.077	7-6	13	2	1	0	0	0	1	1	.77	0	0	3	0	.077	0	1	2-2
19	BLUNDA Luca	.000	4-1	4	2	0	0	0	0	2	0	.000	2	0	3	0	.286	1	0	1-1
Totals		.289		159	34	46	3	1	0	28	51	.321	20	3	30	0	.373	3	1	17-20
Opponents		.374		174	68	65	17	0	10	58	112	.644	26	5	27	0	.464	2	1	24-27

### (All Games, Sorted by Earned Run Avg)

#	PLAYER	ERA	W-L	SV	IP	G	GS	CG	SHO	H	R	ER	BB	SO	2B	3B	HR	AB	B/Avg	WP	HP	IP	SHA	SFA
13	BALDISSERRI Riccar	0.00	0-0	0	0.1	1	0	0	0	1	0	0	0	0	0	0	0	2	.500	1	0	0	0	0
20	SABATINI Filippo	2.08	0-2	0	8.2	2	2	1	0	6	5	3	2	2	2	0	0	34	.176	1	2	0	0	1
14	MAZZANTI Riccardo	3.10	2-0	0	9.2	3	1	1	1	5	5	5	2	15	1	0	1	33	.152	1	2	0	0	0
16	DI PERSIA Daniele	5.14	0-0	0	2.1	1	1	0	0	3	2	2	2	2	1	0	0	10	.300	0	0	0	0	0
27	MUNOZ LIENDO Lucci	8.00	0-1	0	3.0	2	1	0	0	6	5	4	2	0	1	0	2	15	.400	1	0	1	1	0
18	CORTESI Noemi	10.80	1-0	0	5.0	3	1	0	0	12	9	9	3	3	4	0	0	28	.429	1	1	0	0	0
2	GIORGESCHI Matteo	15.43	0-1	0	2.1	1	1	0	0	10	10	6	2	2	3	0	2	17	.588	0	0	1	0	0
3	GAMBERINI Alessand	23.14	0-1	1	2.1	3	1	0	0	4	9	9	6	2	1	0	2	11	.364	0	0	0	0	0
4	RAIMONDI Matteo	31.50	0-0	0	1.1	1	0	0	0	7	7	7	2	0	2	0	0	10	.700	5	0	0	0	1
17	CEPPARULO Nicola	90.00	0-0	0	0.1	1	0	0	0	4	5	5	1	0	0	0	2	5	.800	0	0	0	0	0
22	BONDI Thomas	99.00	0-0	0	0.2	2	0	0	0	7	11	11	4	1	2	0	1	9	.778	3	0	0	0	0
Totals		10.17	3-5	1	36.0	8	8	2	1	65	68	61	26	27	17	0	10	174	.374	13	5	2	1	2
Opponents		3.72	5-3	2	38.2	8	8	1	1	46	34	24	20	30	3	1	0	159	.289	15	3	2	1	3

### (All Games, Sorted by Fielding Pct)

#	PLAYER	C	PO	A	E	DP	FLD%	CSB	SBA	SBA%	CI	PB
27	MUNOZ LIENDO Lucci	32	29	3	0	0	1.000	0	0	0	0	0
6	PAVARANI Aldo	11	11	0	0	0	1.000	0	0	0	0	0
13	BALDISSERRI Riccar	7	7	0	0	0	1.000	0	0	0	0	0
3	GAMBERINI Alessand	5	4	1	0	1	1.000	0	0	0	0	0
2	GIORGESCHI Matteo	5	2	3	0	0	1.000	1	0	.000	0	0
10	DE CRISTAN Federic	3	2	1	0	1	1.000	0	0	0	0	0
16	DI PERSIA Daniele	3	1	2	0	0	1.000	0	0	0	0	0
19	BLUNDA Luca	3	0	3	0	0	1.000	0	0	0	0	0
18	CORTESI Noemi	1	1	0	0	0	1.000	0	0	0	0	0
17	CEPPARULO Nicola	1	1	0	0	0	1.000	0	0	0	0	0
20	SABATINI Filippo	22	18	3	1	0	.955	2	17	.895	0	0
9	RUGGERI Mattia Leo	18	6	10	2	0	.889	0	0	0	0	0
4	RAIMONDI Matteo	15	4	9	2	0	.867	0	0	0	0	0
1	ARIANI Jordan	7	6	0	1	0	.857	0	1	1.000	0	0
14	MAZZANTI Riccardo	13	8	3	2	0	.846	0	0	0	0	0
5	BALTIERI Nicolo	13	8	2	3	0	.769	0	6	1.000	0	0
Totals		159	108	40	11	1	.931	3	24	.889	0	0
Opponents		176	116	42	18	1	.898	3	17	.850	0	0



# TEAM'S STATS - ESTADÍSTICAS DE EQUIPO (INCLUDING GAMES 1-48 - INCLUYENDO JUEGOS DEL 1 AL 48)



# JAPAN

# JPN

### Overall Statistics (All Games, Sorted by Batting Avg)

Record: Tournament: 7-1 / Opening Round: 5-0 / Super Round: 2-1

#	PLAYER	AVG	GP-GS	AB	R	H	2B	3B	HR	RBI	TB	SLG%	BB	HP	SO	GDP	OB%	SF	SH	SB-ATT
6	IZUMI Yusei	.800	3-1	5	5	4	2	0	0	5	6	1.200	1	0	0	0	.833	0	0	0-0
16	KUWAMOTO Shinsuke	.692	6-6	13	8	9	5	1	0	11	16	1.231	2	1	1	0	.750	0	0	4-4
11	SHIGEMATSU Hisato	.667	3-2	3	6	2	1	1	0	1	5	1.667	3	1	1	0	.857	0	0	0-0
3	SUZUKI Takuto	.600	6-4	10	7	6	1	1	2	8	15	1.500	1	0	2	0	.636	0	0	0-0
4	TAKAHATA Kazuki	.583	8-4	12	6	7	3	1	0	6	12	1.000	0	0	3	0	.538	1	3	0-0
9	KATAOKA Haru	.538	5-5	13	3	7	1	0	0	8	8	.615	1	0	2	0	.571	0	1	5-7
8	TAKAHASHI Shosei	.526	7-7	19	5	10	2	0	2	10	18	.947	1	0	2	0	.500	2	0	0-1
2	IMAI Ren	.500	6-5	16	6	8	1	0	0	6	9	.563	0	1	3	0	.529	0	0	1-1
14	AOKI Sakuma	.500	4-2	8	4	4	2	0	0	2	6	.750	0	0	1	0	.500	0	0	1-1
13	KAWABE Hiroki	.500	3-1	4	3	2	1	0	0	3	3	.750	0	0	0	0	.500	0	0	1-1
15	SAKAMOTO Shintaro	.455	7-4	11	5	5	3	0	0	7	8	.727	2	0	0	0	.538	0	1	2-2
17	HAYASHI Kyonosuke	.389	7-7	18	7	7	3	0	1	7	13	.722	1	0	2	0	.421	0	0	3-3
5	NAMATAME Hironosuke	.333	4-2	9	6	3	0	1	1	4	8	.889	1	0	1	0	.400	0	0	1-1
1	KAWASHITA Kouta	.308	6-6	13	5	4	1	0	0	2	5	.385	5	0	3	0	.500	0	0	3-3
7	AKAZAWA Rui	.263	7-7	19	6	5	1	0	0	2	6	.316	5	0	4	0	.417	0	0	6-6
12	NAGATA Koshō	.250	5-4	8	5	2	0	0	0	3	2	.250	2	0	0	0	.364	1	0	1-1
10	MIYAKE Takuto	.200	4-2	5	4	1	1	0	0	1	2	.400	3	0	1	1	.500	0	0	0-0
18	KAWAGOE Kotaro	.111	6-3	9	3	1	0	0	0	1	1	.111	0	1	4	0	.200	0	0	2-2
Totals		.446		195	94	87	28	5	6	87	143	.733	28	4	30	1	.515	4	5	30-33
Opponents		.207		164	20	34	7	0	1	16	44	.268	21	4	48	3	.311	1	1	3-4

### (All Games, Sorted by Earned Run Avg)

#	PLAYER	ERA	W-L	SV	IP	G	GS	CG	SHO	H	R	ER	BB	SO	2B	3B	HR	AB	B/Avg	WP	HP	IP	SHA	SFA
2	IMAI Ren	0.00	1-0	0	2.0	2	0	0	0	3	3	0	1	1	1	0	0	10	.300	1	0	0	0	0
6	IZUMI Yusei	0.00	1-0	0	5.0	2	2	0	0	4	0	0	1	5	1	0	0	18	.222	0	0	0	0	0
8	TAKAHASHI Shosei	0.00	0-0	0	2.2	3	0	0	0	1	0	0	1	1	0	0	0	9	.111	0	0	1	0	0
10	MIYAKE Takuto	0.00	0-0	0	1.0	1	0	0	0	0	0	0	1	1	0	0	0	4	.000	0	1	0	0	0
16	KUWAMOTO Shinsuke	0.00	0-0	2	3.0	2	0	0	0	1	1	0	3	3	0	0	0	10	.100	1	0	0	0	1
18	KAWAGOE Kotaro	0.00	1-0	0	4.1	4	1	0	0	2	0	0	3	4	1	0	0	15	.133	0	0	0	0	0
14	AOKI Sakuma	1.00	2-0	0	6.0	5	1	0	0	1	3	1	6	10	1	0	0	20	.050	0	1	0	0	0
5	NAMATAME Hironosuke	1.50	0-0	0	4.0	2	1	0	0	3	1	1	1	2	0	0	0	15	.200	1	1	0	0	0
15	SAKAMOTO Shintaro	1.80	1-0	0	3.1	3	0	0	0	2	2	1	0	7	0	0	0	14	.143	0	0	0	0	0
17	HAYASHI Kyonosuke	4.50	1-0	0	6.2	4	2	0	0	9	5	5	2	8	1	0	0	28	.321	1	1	2	0	0
4	TAKAHATA Kazuki	6.00	0-0	0	2.0	2	0	0	0	4	2	2	0	1	0	0	1	9	.444	0	0	0	0	0
11	SHIGEMATSU Hisato	6.00	0-1	0	3.0	3	1	0	0	4	3	3	2	5	2	0	0	11	.364	1	0	0	1	0
Totals		1.81	7-1	2	43.0	8	8	0	0	34	20	13	21	48	7	0	1	163	.209	5	4	3	1	1
Opponents		12.47	1-7	0	38.0	8	8	0	0	87	94	79	28	30	28	5	6	195	.446	16	4	4	5	4

### (All Games, Sorted by Fielding Pct)

#	PLAYER	C	PO	A	E	DP	FLD%	CSB	SBA	SBA%	CI	PB
16	KUWAMOTO Shinsuke	35	33	2	0	0	1.000	0	2	1.000	0	0
8	TAKAHASHI Shosei	27	26	1	0	3	1.000	0	0	0	0	0
2	IMAI Ren	13	5	8	0	1	1.000	0	0	0	0	0
7	AKAZAWA Rui	12	12	0	0	0	1.000	0	0	0	0	0
3	SUZUKI Takuto	9	8	1	0	0	1.000	0	1	1.000	0	0
10	MIYAKE Takuto	5	3	2	0	2	1.000	0	0	0	0	0
18	KAWAGOE Kotaro	5	3	2	0	1	1.000	0	0	0	0	0
14	AOKI Sakuma	4	3	1	0	0	1.000	0	0	0	0	0
5	NAMATAME Hironosuke	3	3	0	0	0	1.000	0	0	0	0	0
6	IZUMI Yusei	3	1	2	0	0	1.000	0	0	0	0	0
12	NAGATA Koshō	12	4	7	1	1	.917	0	0	0	0	0
13	KAWABE Hiroki	12	10	1	1	0	.917	1	2	.667	0	0
15	SAKAMOTO Shintaro	12	10	1	1	0	.917	0	0	0	0	0
11	SHIGEMATSU Hisato	6	3	2	1	0	.833	0	0	0	0	0
17	HAYASHI Kyonosuke	5	1	3	1	2	.800	0	0	0	0	0
4	TAKAHATA Kazuki	12	3	6	3	0	.750	0	0	0	0	0
9	KATAOKA Haru	7	2	3	2	0	.714	0	0	0	0	0
Totals		182	130	42	10	4	.945	1	5	.833	0	0
Opponents		184	115	52	17	3	.908	3	30	.909	0	0

# TEAM'S STATS - ESTADÍSTICAS DE EQUIPO

(INCLUDING GAMES 1-48 - INCLUYENDO JUEGOS DEL 1 AL 48)



# MEXICO



Overall Statistics  
(All Games, Sorted by Batting Avg)

Record: Tournament: 5-3 / Opening Round: 4-1 / Super Round: 1-2

#	PLAYER	AVG	GP-GS	AB	R	H	2B	3B	HR	RBI	TB	SLG%	BB	HP	SO	GDP	OB%	SF	SH	SB-ATT
6	CORTES AVILA Manue	1.000	2-0	1	0	1	0	0	0	1	1	1.000	0	0	0	0	1.000	0	0	0-0
21	NAVARRO HERNANDEZ	.667	5-1	3	0	2	0	0	0	2	2	.667	0	0	0	0	.667	0	0	0-0
1	CANIZALES LOPEZ Yu	.560	8-8	25	7	14	6	0	1	6	23	.920	2	0	4	0	.593	0	0	1-2
26	GALLEGOS GONZALEZ	.500	4-1	6	1	3	1	0	0	0	4	.667	1	0	1	0	.571	0	0	0-0
77	BEAVEN LOPEZ Rober	.400	8-8	20	4	8	0	0	1	2	11	.550	1	2	2	0	.478	0	1	0-0
19	CORTINA RUIZ Gadie	.400	4-3	5	2	2	2	0	0	2	4	.800	0	0	2	0	.400	0	0	0-0
66	BAQUERA JUAREZ Seb	.381	8-8	21	6	8	2	0	1	5	13	.619	1	0	1	0	.409	0	0	0-0
31	VARGAS ANTILLON Gu	.368	8-7	19	2	7	3	0	0	0	10	.526	0	0	3	0	.368	0	0	1-1
24	MURAIRA CARDENAS G	.333	7-5	12	3	4	1	0	0	2	5	.417	2	0	1	0	.429	0	0	0-0
15	VILLAVICENCIO MAYO	.286	8-8	21	4	6	2	0	0	3	8	.381	1	0	4	1	.318	0	0	2-2
34	LAVAGNINO ORONA Jo	.267	8-5	15	3	4	2	0	0	4	6	.400	0	0	5	0	.267	0	0	0-0
4	HEREDIA RUELAS Oma	.250	3-2	8	2	2	0	0	0	2	2	.250	0	0	2	0	.250	0	0	0-0
5	FALCON SILVA Adria	.235	7-7	17	3	4	0	0	0	1	4	.235	0	2	3	2	.316	0	0	0-0
13	TORRES REYES Uriel	.222	8-7	18	5	4	0	0	0	3	4	.222	1	0	4	0	.263	0	0	0-0
27	HOYOS ROMO Marlon	.167	3-2	6	1	1	0	0	0	2	1	.167	1	0	0	1	.286	0	0	0-0
Totals		.355		197	43	70	19	0	3	35	98	.497	10	4	32	4	.398	0	1	4-5
Opponents		.290		169	40	49	11	1	2	34	68	.402	25	6	40	2	.398	1	4	8-8

(All Games, Sorted by Earned Run Avg)

#	PLAYER	ERA	W-L	SV	IP	G	GS	CG	SHO	H	R	ER	BB	SO	2B	3B	HR	AB	B/Avg	WP	HP	IP	SHA	SFA
26	GALLEGOS GONZALEZ	0.00	0-0	0	0.1	1	0	0	0	0	0	0	2	0	0	0	0	1	.000	1	0	0	0	0
33	GARCIA REYES Javier	0.00	1-0	0	3.0	1	1	0	0	0	0	0	0	5	0	0	0	10	.000	0	0	0	0	0
13	TORRES REYES Uriel	0.00	0-0	0	0.2	1	0	0	0	0	0	0	1	0	0	0	0	2	.000	1	1	0	0	0
1	CANIZALES LOPEZ Yu	0.86	1-0	0	7.0	2	1	1	0	6	1	1	0	4	1	0	0	27	.222	0	1	3	0	0
17	OROZCO COTA Kevin	1.38	1-0	0	4.1	2	1	0	0	4	1	1	1	4	1	0	0	14	.286	0	0	1	1	0
24	MURAIRA CARDENAS G	2.57	0-0	0	2.1	1	0	0	0	3	2	1	1	3	1	0	0	9	.333	1	0	0	0	0
27	HOYOS ROMO Marlon	4.00	0-0	0	3.0	2	0	0	0	3	2	2	2	4	1	0	0	11	.273	0	0	0	1	0
57	ZAVARCE PADRON Jua	4.65	2-0	0	10.1	2	2	0	0	10	9	8	5	11	1	1	1	40	.250	0	1	3	1	0
31	VARGAS ANTILLON Gu	5.14	0-0	1	4.2	3	0	0	0	7	4	4	2	5	1	0	1	19	.368	2	0	0	0	0
5	FALCON SILVA Adria	10.80	0-1	0	3.1	1	1	0	0	4	7	6	5	1	1	0	0	12	.333	0	2	0	0	0
15	VILLAVICENCIO MAYO	14.40	0-2	0	3.1	2	2	0	0	7	9	8	4	2	2	0	0	15	.467	2	1	0	1	1
6	CORTES AVILA Manue	18.00	0-0	0	0.2	1	0	0	0	2	2	2	1	1	0	0	0	4	.500	1	0	1	0	0
77	BEAVEN LOPEZ Rober	54.00	0-0	0	0.1	2	0	0	0	3	3	3	0	0	1	0	0	5	.600	0	0	0	0	0
Totals		4.98	5-3	1	43.1	8	8	1	0	49	40	36	25	40	11	1	2	169	.290	8	6	8	4	1
Opponents		4.71	3-5	1	42.0	8	8	2	0	70	43	33	10	32	19	0	3	197	.355	7	4	0	1	0

(All Games, Sorted by Fielding Pct)

#	PLAYER	C	PO	A	E	DP	FLD%	CSB	SBA	SBA%	CI	PB
27	HOYOS ROMO Marlon	14	13	1	0	2	1.000	0	0	0	0	0
31	VARGAS ANTILLON Gu	10	2	8	0	1	1.000	0	0	0	0	0
4	HEREDIA RUELAS Oma	6	5	1	0	0	1.000	0	0	0	0	0
57	ZAVARCE PADRON Jua	3	0	3	0	0	1.000	0	0	0	0	0
21	NAVARRO HERNANDEZ	2	1	1	0	0	1.000	0	0	0	0	0
19	CORTINA RUIZ Gadie	2	2	0	0	0	1.000	0	0	0	0	0
17	OROZCO COTA Kevin	1	0	1	0	0	1.000	0	0	0	0	0
33	GARCIA REYES Javier	1	0	1	0	0	1.000	0	0	0	0	0
66	BAQUERA JUAREZ Seb	39	33	5	1	0	.974	0	8	1.000	0	0
34	LAVAGNINO ORONA Jo	32	31	0	1	0	.969	0	0	0	0	0
13	TORRES REYES Uriel	18	8	9	1	3	.944	0	0	0	0	0
5	FALCON SILVA Adria	14	3	10	1	1	.929	0	0	0	0	0
24	MURAIRA CARDENAS G	12	9	2	1	2	.917	0	0	0	0	0
77	BEAVEN LOPEZ Rober	11	10	0	1	0	.909	0	0	0	0	0
15	VILLAVICENCIO MAYO	24	6	15	3	3	.875	0	0	0	0	0
1	CANIZALES LOPEZ Yu	14	7	5	2	0	.857	0	0	0	0	0
Totals		203	130	62	11	4	.946	0	8	1.000	0	0
Opponents		191	126	53	12	4	.937	1	4	.800	1	0

# TEAM'S STATS - ESTADÍSTICAS DE EQUIPO

(INCLUDING GAMES 1-48 - INCLUYENDO JUEGOS DEL 1 AL 48)



# SOUTH AFRICA



Overall Statistics  
(All Games, Sorted by Batting Avg)

Record: Tournament: 1-7 / Opening Round: 1-4 / Consolation Round: 0-3

#	PLAYER	AVG	GP-GS	AB	R	H	2B	3B	HR	RBI	TB	SLG%	BB	HP	SO	GDP	OB%	SF	SH	SB-ATT
8	SHERRIF Matthew Jo	.667	5-5	3	3	2	0	0	0	0	2	.667	4	0	0	0	.857	0	1	4-4
17	BOTHA Joshua Bradf	.357	8-8	14	6	5	0	2	0	4	9	.643	4	0	4	0	.500	0	0	9-10
9	JOSEPH Aqeel	.250	7-3	4	1	1	1	0	0	1	2	.500	3	0	3	0	.571	0	0	2-2
41	KUYK Liam Albert	.250	6-1	4	2	1	0	0	0	1	1	.250	2	0	2	0	.500	0	0	2-3
25	ATKINSON Byron Mic	.231	8-6	13	4	3	1	1	0	3	6	.462	0	0	5	0	.231	0	1	2-2
13	STEYN Connor Jarre	.167	8-3	6	1	1	0	0	0	0	1	.167	1	1	4	0	.375	0	0	1-1
22	FRADD Tristan Doug	.143	7-5	7	3	1	0	0	0	2	1	.143	4	1	2	0	.500	0	0	6-8
14	MC KENZIE Aiden	.100	8-6	10	2	1	1	0	0	3	2	.200	3	2	2	0	.400	0	0	4-7
7	BEDFORD Junaid	.100	7-5	10	3	1	0	0	0	0	1	.100	3	1	2	0	.357	0	0	1-1
11	EMMETT Luke James	.091	6-5	11	2	1	0	0	0	1	1	.91	4	0	4	0	.333	0	0	5-6
24	OSMAN Abdud-Dayaan	.000	8-6	10	3	0	0	0	0	1	0	.000	2	0	3	0	.167	0	0	4-4
6	LE ROUX Damian Lou	.000	6-3	4	1	0	0	0	0	0	0	.000	2	0	4	0	.333	0	0	1-3
4	JONATHAN Jaedon Ra	.000	3-0	1	0	0	0	0	0	1	0	.000	3	0	0	0	.750	0	0	0-0
21	CLARKE Jayden	.000	2-2	2	0	0	0	0	0	0	0	.000	0	0	2	0	.000	0	0	0-0
15	PINTO Jordan Jovan	.000	7-1	5	0	0	0	0	0	1	0	.000	2	0	2	0	.286	0	0	0-0
1	BARRETT Michael An	.000	7-6	5	4	0	0	0	0	1	0	.000	7	3	3	0	.667	0	1	3-3
5	MOFOKENG Teboho	.000	4-2	4	0	0	0	0	0	0	0	.000	0	0	3	0	.000	0	0	0-0
10	HOFFMANN Travis De	.000	6-5	7	1	0	0	0	0	0	0	.000	1	0	4	0	.125	0	0	0-0
Totals		.142		120	36	17	3	3	0	19	26	.217	45	8	49	0	.405	0	3	44-54
Opponents		.483		201	105	97	24	4	10	90	159	.791	29	8	16	1	.554	4	1	55-55

(All Games, Sorted by Earned Run Avg)

#	PLAYER	ERA	W-L	SV	IP	G	GS	CG	SHO	H	R	ER	BB	SO	2B	3B	HR	AB	B/Avg	WP	HP	IP	SHA	SFA
41	KUYK Liam Albert	2.25	0-0	0	2.2	2	0	0	0	3	1	1	0	0	0	0	0	11	.273	0	0	0	0	0
1	BARRETT Michael An	6.00	0-0	0	3.0	2	0	0	0	7	6	3	1	3	0	0	0	16	.438	0	2	0	0	0
21	CLARKE Jayden	7.41	1-1	0	5.2	3	2	0	0	9	10	7	3	9	4	0	1	27	.333	1	0	1	0	1
25	ATKINSON Byron Mic	10.00	0-0	0	3.0	2	0	0	0	5	6	5	6	0	3	0	1	15	.333	2	0	1	0	0
22	FRADD Tristan Doug	10.00	0-1	0	3.0	2	1	0	0	5	5	5	1	0	0	2	0	15	.333	0	0	0	0	1
15	PINTO Jordan Jovan	14.00	0-1	0	3.0	3	1	0	0	10	12	7	2	0	4	0	1	20	.500	3	1	0	0	1
7	BEDFORD Junaid	15.43	0-1	0	4.2	2	1	0	0	15	13	12	5	1	3	0	2	25	.600	2	0	1	1	1
4	JONATHAN Jaedon Ra	16.62	0-2	0	4.1	3	2	0	0	19	19	12	1	0	5	2	1	34	.559	0	1	0	0	0
14	MC KENZIE Aiden	24.00	0-0	0	1.0	1	0	0	0	5	4	4	0	0	1	0	2	8	.625	0	1	0	0	0
13	STEYN Connor Jarre	30.00	0-0	0	1.0	1	0	0	0	5	5	5	2	1	0	0	0	8	.625	0	0	0	0	0
6	LE ROUX Damian Lou	30.00	0-0	0	1.0	1	0	0	0	4	5	5	1	1	2	0	1	7	.571	2	1	0	0	0
17	BOTHA Joshua Bradf	42.00	0-1	0	1.0	1	1	0	0	5	9	7	3	1	1	0	1	8	.625	1	1	0	0	0
11	EMMETT Luke James	90.00	0-0	0	0.1	1	0	0	0	3	5	5	2	0	1	0	0	4	.750	1	0	0	0	0
5	MOFOKENG Teboho	90.00	0-0	0	0.1	1	0	0	0	2	5	5	2	0	0	0	0	3	.667	1	1	0	0	0
Totals		14.65	1-7	0	34.0	8	8	0	0	97	105	83	29	16	24	4	10	201	.483	13	8	3	1	4
Opponents		4.05	7-1	4	37.0	8	8	1	1	17	36	25	45	50	3	3	0	120	.142	10	8	5	3	0

(All Games, Sorted by Fielding Pct)

#	PLAYER	C	PO	A	E	DP	FLD%	CSB	SBA	SBA%	CI	PB
10	HOFFMANN Travis De	9	8	1	0	0	1.000	0	0	0	0	0
21	CLARKE Jayden	3	3	0	0	0	1.000	0	0	0	0	0
5	MOFOKENG Teboho	2	2	0	0	0	1.000	0	0	0	0	0
4	JONATHAN Jaedon Ra	1	1	0	0	0	1.000	0	0	0	0	0
41	KUYK Liam Albert	1	0	1	0	0	1.000	0	0	0	0	0
7	BEDFORD Junaid	22	17	4	1	1	.955	0	0	0	0	0
14	MC KENZIE Aiden	15	10	4	1	1	.933	0	0	0	0	0
8	SHERRIF Matthew Jo	13	12	0	1	0	.923	0	28	1.000	0	0
15	PINTO Jordan Jovan	9	4	4	1	0	.889	0	0	0	0	0
6	LE ROUX Damian Lou	7	6	0	1	0	.857	0	0	0	0	0
11	EMMETT Luke James	12	5	5	2	1	.833	0	0	0	0	0
13	STEYN Connor Jarre	6	5	0	1	0	.833	0	0	0	0	0
22	FRADD Tristan Doug	6	5	0	1	0	.833	0	8	1.000	0	0
17	BOTHA Joshua Bradf	11	7	2	2	1	.818	0	0	0	0	0
1	BARRETT Michael An	15	9	3	3	0	.800	0	0	0	0	0
24	OSMAN Abdud-Dayaan	5	4	0	1	0	.800	0	19	1.000	0	0
25	ATKINSON Byron Mic	10	3	4	3	0	.700	0	0	0	0	0
9	JOSEPH Aqeel	7	1	2	4	0	.429	0	0	0	0	0
Totals		154	102	30	22	2	.857	0	55	1.000	0	0
Opponents		175	112	52	11	0	.937	10	46	.821	0	0

# TEAM'S STATS - ESTADÍSTICAS DE EQUIPO (INCLUDING GAMES 1-48 - INCLUYENDO JUEGOS DEL 1 AL 48)



## SOUTH KOREA



Overall Statistics  
(All Games, Sorted by Batting Avg)

Record: Tournament: 4-4 / Opening Round: 4-1 / Super Round: 0-3

#	PLAYER	AVG	GP-GS	AB	R	H	2B	3B	HR	RBI	TB	SLG%	BB	HP	SO	GDP	OB%	SF	SH	SB-ATT
2	LEE Jaewon	.600	5-3	10	3	6	1	0	0	4	7	.700	0	0	0	0	.600	0	0	2-2
9	LEE Taeoh	.476	8-8	21	7	10	4	0	0	11	14	.667	4	1	1	0	.577	0	1	5-5
5	DOO Donghyeon	.400	8-8	25	12	10	4	0	3	10	23	.920	3	1	2	0	.483	0	0	4-5
8	NA Hyunseo	.400	7-7	10	12	4	0	0	0	2	4	.400	7	5	2	0	.727	0	0	8-8
4	LEE Jaejun	.385	8-8	26	8	10	1	0	2	11	17	.654	0	1	4	0	.393	1	0	2-2
10	YOO Yongjae	.300	7-7	20	5	6	0	0	1	5	9	.450	4	0	4	1	.417	0	0	2-2
11	JUNG Mingyu	.250	8-6	12	2	3	1	0	0	1	4	.333	3	1	4	0	.438	0	0	4-5
3	LEE Semin	.250	4-1	4	3	1	1	0	0	3	2	.500	1	0	0	0	.400	0	1	0-0
15	LEE Myeongjae	.250	4-1	4	1	1	0	0	0	0	1	.250	1	0	2	0	.400	0	0	0-0
17	CHO Yoonho	.250	2-1	4	1	1	1	0	0	0	2	.500	0	0	0	0	.250	0	0	0-0
6	YOU Yongjun	.222	7-6	18	0	4	0	0	0	2	4	.222	2	0	6	0	.300	0	0	0-0
7	PARK Yechan	.208	8-8	24	5	5	1	0	1	3	9	.375	3	1	5	0	.321	0	0	4-4
14	IM Byeonghyun	.200	6-4	5	3	1	0	0	0	1	1	.200	1	1	1	0	.429	0	2	1-1
1	JUNG Munhyeok	.000	5-1	5	0	0	0	0	0	0	0	.000	0	0	3	0	.000	0	0	0-0
12	LIM Hogil	.000	7-0	2	1	0	0	0	0	0	0	.000	0	0	1	0	.000	0	0	0-0
13	PARK Jeongsoo	.000	2-1	4	0	0	0	0	0	0	0	.000	0	0	0	0	.000	0	0	0-0
16	OH Jaewon	.000	7-2	7	2	0	0	0	0	0	0	.000	1	1	1	0	.222	0	0	1-1
Totals		.308		201	65	62	14	0	7	53	97	.483	30	12	36	1	.426	1	4	33-35
Opponents		.299		197	44	59	11	0	4	35	82	.416	24	3	48	1	.379	3	1	13-18

(All Games, Sorted by Earned Run Avg)

#	PLAYER	ERA	W-L	SV	IP	G	GS	CG	SHO	H	R	ER	BB	SO	2B	3B	HR	AB	B/Avg	WP	HP	IP	SHA	SFA
4	LEE Jaejun	0.00	1-0	0	5.0	3	1	0	0	6	1	0	0	3	2	0	0	23	.261	0	0	0	0	0
7	PARK Yechan	0.00	0-0	0	0.2	1	0	0	0	1	0	0	0	0	0	0	0	2	.500	1	0	0	0	1
10	YOO Yongjae	0.00	1-0	0	2.0	1	0	0	0	1	0	0	1	2	1	0	0	6	.167	0	0	0	0	0
15	LEE Myeongjae	0.00	0-0	0	5.2	3	1	0	0	3	1	0	1	3	0	0	0	18	.167	1	1	0	0	1
18	HAN Junhui	0.00	0-0	0	3.0	3	1	0	0	3	1	0	1	1	0	0	0	12	.250	1	0	0	0	0
6	YOU Yongjun	2.57	0-1	0	2.1	3	0	0	0	5	3	1	1	3	0	0	0	12	.417	1	0	0	0	0
11	JUNG Mingyu	3.60	0-0	0	3.1	2	1	0	0	2	2	2	4	2	0	0	0	12	.167	2	0	1	0	0
12	LIM Hogil	5.76	1-1	1	8.1	6	0	0	0	13	8	8	3	11	1	0	0	37	.351	1	1	0	0	0
13	PARK Jeongsoo	6.00	0-0	0	1.0	1	0	0	0	2	2	1	1	2	0	0	0	4	.500	0	0	2	1	0
5	DOO Donghyeon	7.20	0-0	0	6.2	2	2	0	0	11	10	8	3	10	3	0	1	33	.333	2	0	0	0	0
8	NA Hyunseo	7.20	1-1	0	6.2	4	2	0	0	8	8	8	5	10	4	0	1	28	.286	1	1	0	0	0
1	JUNG Munhyeok	9.00	0-0	0	1.1	1	0	0	0	1	2	2	1	1	0	0	1	5	.200	0	0	1	0	0
17	CHO Yoonho	27.00	0-0	0	0.2	1	0	0	0	2	3	3	2	0	0	0	1	4	.500	4	0	0	0	0
9	LEE Taeoh	36.00	0-1	0	0.1	1	0	0	0	1	3	2	1	0	0	0	0	1	1.000	1	0	0	0	1
Totals		4.47	4-4	1	47.0	8	8	0	0	59	44	35	24	48	11	0	4	197	.299	15	3	4	1	3
Opponents		7.12	4-4	1	46.1	8	8	0	0	62	66	55	30	36	14	0	7	200	.310	18	12	3	4	1

(All Games, Sorted by Fielding Pct)

#	PLAYER	C	PO	A	E	DP	FLD%	CSB	SBA	SBA%	CI	PB
10	YOO Yongjae	42	41	1	0	1	1.000	0	0	0	0	0
4	LEE Jaejun	14	9	5	0	0	1.000	0	0	0	0	0
9	LEE Taeoh	9	9	0	0	0	1.000	0	0	0	0	0
2	LEE Jaewon	8	4	4	0	0	1.000	0	0	0	0	0
15	LEE Myeongjae	7	3	4	0	0	1.000	0	0	0	0	0
16	OH Jaewon	5	3	2	0	0	1.000	0	0	0	0	0
14	IM Byeonghyun	3	3	0	0	0	1.000	0	0	0	0	0
12	LIM Hogil	2	1	1	0	1	1.000	0	0	0	0	0
3	LEE Semin	1	0	1	0	0	1.000	0	0	0	0	0
13	PARK Jeongsoo	1	0	1	0	0	1.000	0	0	0	0	0
17	CHO Yoonho	1	0	1	0	0	1.000	0	0	0	0	0
5	DOO Donghyeon	12	9	2	1	0	.917	0	0	0	0	0
1	JUNG Munhyeok	11	9	1	1	0	.909	1	1	.500	0	0
6	YOU Yongjun	41	31	6	4	1	.902	4	12	.750	0	2
7	PARK Yechan	28	11	14	3	2	.893	0	0	0	0	0
11	JUNG Mingyu	14	4	8	2	0	.857	0	0	0	0	0
8	NA Hyunseo	6	4	1	1	0	.833	0	0	0	0	0
18	HAN Junhui	1	0	0	1	0	.000	0	0	0	0	0
Totals		206	141	52	13	2	.937	5	13	.722	0	2
Opponents		214	139	59	16	1	.925	2	33	.943	0	2

# TEAM'S STATS - ESTADÍSTICAS DE EQUIPO

(INCLUDING GAMES 1-48 - INCLUYENDO JUEGOS DEL 1 AL 48)



# USA

# USA

Overall Statistics  
(All Games, Sorted by Batting Avg)

Record: Tournament: 6-2 / Opening Round: 3-2 / Consolation Round: 3-0

#	PLAYER	AVG	GP-GS	AB	R	H	2B	3B	HR	RBI	TB	SLG%	BB	HP	SO	GDP	OB%	SF	SH	SB-ATT
23	TINAJERO Lucas	.667	8-8	21	11	14	2	0	4	11	28	1.333	5	2	0	0	.750	0	0	3-4
11	MC KERNAN John Row	.667	3-2	6	5	4	1	0	0	2	5	.833	1	1	1	0	.750	0	0	1-1
25	ADKINS Dillon Anth	.643	6-3	14	13	9	2	0	3	12	20	1.429	3	0	0	0	.706	0	0	6-6
19	MEZA Noah James	.556	7-6	18	9	10	1	0	0	5	11	.611	3	0	3	0	.619	0	0	8-8
2	LO RE Jaiden Tyler	.538	6-4	13	8	7	3	0	1	9	13	1.000	3	0	0	0	.588	1	0	2-2
26	HAYES Rashad Todd	.533	7-6	15	11	8	2	0	2	11	16	1.067	4	0	2	0	.600	1	0	2-3
5	LEWIS Brenden Drew	.500	6-3	10	4	5	2	0	1	8	10	1.000	1	0	0	0	.545	0	0	1-1
27	ARMIJO Jack Jonath	.500	2-0	2	1	1	0	0	0	1	5	1.000	1	0	0	0	.667	0	0	0-0
15	HARTSHORN Josiah C	.471	6-6	17	8	8	3	0	1	2	14	.824	1	0	1	0	.500	0	0	6-6
10	SEGUERA Sebastian	.462	6-4	13	5	6	2	0	0	6	8	.615	1	0	1	0	.500	0	0	5-6
6	FIEN Gavin Michael	.421	7-7	19	7	8	3	0	0	7	11	.579	3	1	1	0	.522	0	0	2-2
4	MELLENDEZ LEON Gust	.417	5-4	12	7	5	0	0	0	3	5	.417	2	0	2	0	.467	1	0	7-7
14	RUCKERT Jack Quin	.333	7-7	18	6	6	1	0	1	5	10	.556	2	2	3	0	.455	0	0	3-3
8	NIXON Bryce Eric	.250	6-6	12	10	3	0	0	0	4	3	.250	8	0	0	0	.524	1	1	6-6
3	SHIELDS Logan Tann	.250	2-1	4	2	1	1	0	0	5	2	.500	0	0	0	0	.200	1	0	0-0
28	DOLAN John Kekiajk	.143	5-4	7	6	1	0	0	0	2	1	.143	3	1	1	0	.455	0	0	2-2
24	STROMAN Jayden Ear	.000	4-0	3	2	0	0	0	0	2	0	.000	0	1	1	0	.250	0	0	1-1
1	MERCURIUS Alexande	.000	2-1	0	3	0	0	0	0	1	0	.000	2	1	0	0	1.000	0	1	0-0
Totals		.471		204	118	96	23	0	13	95	158	.775	43	9	16	0	.567	5	2	55-58
Opponents		.181		149	21	27	2	2	4	17	45	.302	13	7	47	1	.278	0	1	4-4

(All Games, Sorted by Earned Run Avg)

#	PLAYER	ERA	W-L	SV	IP	G	GS	CG	SHO	H	R	ER	BB	SO	2B	3B	HR	AB	B/Avg	WP	HP	IP	SHA	SFA
24	STROMAN Jayden Ear	0.00	1-0	1	5.0	3	1	0	0	2	0	0	1	4	0	1	0	18	.111	0	0	0	0	0
6	FIEN Gavin Michael	0.00	0-0	1	0.1	1	0	0	0	0	0	0	0	0	0	0	0	1	.000	0	0	0	0	0
11	MC KERNAN John Row	0.00	1-0	0	3.1	3	1	0	0	1	0	0	0	8	0	0	0	11	.091	0	2	0	0	0
5	LEWIS Brenden Drew	0.55	2-0	1	11.0	3	1	1	1	4	4	1	2	9	1	0	0	40	.100	2	0	0	0	0
1	MERCURIUS Alexande	1.80	1-1	0	6.2	2	2	0	0	4	2	0	4	0	4	0	1	24	.167	0	1	0	1	0
27	ARMIJO Jack Jonath	2.57	1-0	0	2.1	2	1	0	0	1	1	1	6	7	0	0	0	8	.125	1	0	0	0	0
25	ADKINS Dillon Anth	4.50	0-0	0	1.1	1	0	0	0	1	1	1	1	0	0	0	0	5	.200	1	1	0	0	0
3	SHIELDS Logan Tann	6.00	0-0	1	4.0	2	1	0	0	3	4	4	1	7	0	0	1	15	.200	0	2	0	0	0
23	TINAJERO Lucas	6.00	0-1	0	2.0	1	1	0	0	5	2	2	0	3	1	0	1	11	.455	0	0	0	0	0
28	DOLAN John Kekiajk	13.50	0-0	0	1.1	2	0	0	0	2	3	3	1	3	0	0	1	6	.333	3	1	0	0	0
15	HARTSHORN Josiah C	14.40	0-0	0	1.2	1	0	0	0	4	4	4	1	1	0	1	0	9	.444	3	0	0	0	0
Totals		2.77	6-2	4	39.0	8	8	1	1	27	21	18	13	46	2	2	4	148	.182	10	7	0	1	0
Opponents		15.36	2-6	1	36.1	8	8	1	0	96	118	93	43	16	23	0	13	204	.471	31	9	9	2	5

(All Games, Sorted by Fielding Pct)

#	PLAYER	C	PO	A	E	DP	FLD%	CSB	SBA	SBA%	CI	PB
23	TINAJERO Lucas	31	25	6	0	0	1.000	0	0	0	0	0
2	LO RE Jaiden Tyler	27	27	0	0	0	1.000	0	2	1.000	0	0
15	HARTSHORN Josiah C	20	20	0	0	1	1.000	0	0	0	0	0
28	DOLAN John Kekiajk	20	18	2	0	0	1.000	0	2	1.000	0	0
5	LEWIS Brenden Drew	5	0	5	0	0	1.000	0	0	0	0	0
14	RUCKERT Jack Quin	5	5	0	0	0	1.000	0	0	0	0	0
1	MERCURIUS Alexande	4	1	3	0	0	1.000	0	0	0	0	0
25	ADKINS Dillon Anth	3	2	1	0	0	1.000	0	0	0	0	0
27	ARMIJO Jack Jonath	3	3	0	0	0	1.000	0	0	0	0	0
26	HAYES Rashad Todd	2	2	0	0	0	1.000	0	0	0	0	0
3	SHIELDS Logan Tann	1	0	1	0	0	1.000	0	0	0	0	0
8	NIXON Bryce Eric	10	1	8	1	0	.900	0	0	0	0	0
19	MEZA Noah James	8	5	2	1	0	.875	0	0	0	0	0
4	MELLENDEZ LEON Gust	7	0	6	1	1	.857	0	0	0	0	0
10	SEGUERA Sebastian	7	3	3	1	0	.857	0	0	0	0	0
6	FIEN Gavin Michael	13	4	7	2	1	.846	0	0	0	0	0
24	STROMAN Jayden Ear	3	1	1	1	0	.667	0	0	0	0	0
Totals		169	117	45	7	1	.959	0	4	1.000	0	0
Opponents		175	109	45	21	2	.88	3	55	.948	0	1

# TEAM'S STATS - ESTADÍSTICAS DE EQUIPO (INCLUDING GAMES 1-48 - INCLUYENDO JUEGOS DEL 1 AL 48)



# VENEZUELA

# VEN

Overall Statistics  
(All Games, Sorted by Batting Avg)

Record: Tournament: 3-5 / Opening Round: 3-2 / Super Round: 0-3

#	PLAYER	AVG	GP-GS	AB	R	H	2B	3B	HR	RBI	TB	SLG%	BB	HP	SO	GDP	OB%	SF	SH	SB-ATT
14	BLANCO CABRERA Jea	.667	5-3	12	4	8	1	0	0	1	9	.750	1	0	1	0	.692	0	0	0-0
20	DOMINGUEZ SANCHEZ	.550	8-8	20	9	11	0	0	6	13	29	1.450	1	2	5	0	.609	0	0	0-0
4	ALVARADO ILARRAZA	.429	6-6	14	5	6	2	0	1	3	11	.786	3	0	1	0	.529	0	0	1-1
3	CASTILLO AVENDANO	.417	7-5	12	4	5	0	0	0	2	5	.417	1	0	4	0	.462	0	0	1-1
8	BLANCO PARRA Kenne	.391	7-7	23	5	9	2	0	0	6	11	.478	1	0	3	0	.417	0	0	0-1
17	LUGO RAMIREZ Yonei	.368	8-7	19	3	7	2	0	0	4	9	.474	3	2	3	0	.500	0	0	1-1
5	SARMIENTO NATERA R	.350	8-8	20	7	7	3	1	0	5	12	.600	1	1	6	0	.409	0	0	1-1
19	FERNANDEZ CASTELLA	.286	7-7	21	6	6	1	0	3	6	16	.762	0	2	5	0	.348	0	0	1-1
12	LOPEZ SALAS Miguel	.286	4-3	7	1	2	0	0	0	1	2	.286	0	0	3	0	.286	0	0	0-0
1	OJEDA RIVAS Poly J	.250	3-1	4	1	1	0	0	0	1	1	.250	0	0	1	0	.250	0	0	0-0
9	ROJAS MARTINEZ Fra	.222	8-7	18	5	4	1	1	0	2	7	.389	1	0	5	0	.263	0	0	0-0
2	ROMAN GAMEZ Jheanp	.200	6-2	5	1	1	0	0	0	0	1	.200	1	0	2	0	.333	0	1	0-0
16	BLANCA GUIPE Wilme	.143	7-5	14	4	2	1	0	0	3	3	.214	3	1	5	0	.333	0	0	0-0
15	RODRIGUEZ RIVAS Ca	.143	5-2	7	2	1	0	0	0	2	1	.143	0	0	3	0	.143	0	0	0-0
7	SALAS ORTEGA Eyden	.000	3-1	5	0	0	0	0	0	0	0	.000	1	0	2	0	.167	0	0	0-0
Totals		.348		201	57	70	13	2	10	49	117	.582	17	8	49	0	.420	0	1	5-6
Opponents		.261		161	45	42	14	0	2	40	62	.385	33	5	46	2	.402	0	3	9-11

(All Games, Sorted by Earned Run Avg)

#	PLAYER	ERA	W-L	SV	IP	G	GS	CG	SHO	H	R	ER	BB	SO	2B	3B	HR	AB	B/Avg	WP	HP	IP	SHA	SFA
2	ROMAN GAMEZ Jheanp	0.00	1-0	0	4.2	1	1	0	0	1	0	0	2	3	0	0	0	14	.071	0	0	0	0	0
10	TRUJILLO MORENO Sa	3.86	1-1	0	4.2	3	1	1	1	2	4	3	5	7	1	0	0	17	.118	0	0	1	0	0
7	SALAS ORTEGA Eyden	4.06	0-1	1	10.1	3	1	0	0	9	10	7	4	15	5	0	1	42	.214	0	2	0	0	0
14	BLANCO CABRERA Jea	5.29	1-1	0	5.2	2	2	0	0	7	5	5	6	3	1	0	0	21	.333	1	0	0	1	0
13	GONZALEZ REDONDO Y	6.30	0-0	0	6.2	4	1	0	0	6	8	7	5	8	3	0	0	23	.261	2	1	1	2	0
4	ALVARADO ILARRAZA	6.43	0-1	0	4.2	3	1	0	0	8	8	5	5	5	2	0	0	21	.381	0	1	0	0	0
6	GODOY BOSCAN Rainn	6.55	0-0	0	3.2	3	1	0	0	7	4	4	2	3	0	0	1	18	.389	2	1	0	0	0
8	BLANCO PARRA Kenne	18.00	0-1	0	0.1	1	0	0	0	1	4	1	3	1	1	0	0	3	.333	1	0	0	0	0
12	LOPEZ SALAS Miguel	36.00	0-0	0	0.1	2	0	0	0	1	2	2	1	1	1	0	0	2	.500	0	0	0	0	0
Totals		4.39	3-5	1	41.0	8	8	1	1	42	45	30	33	46	14	0	2	161	.261	6	5	2	3	0
Opponents		6.00	5-3	0	43.0	8	8	1	0	70	57	43	17	49	13	2	10	201	.348	15	8	3	1	0

(All Games, Sorted by Fielding Pct)

#	PLAYER	C	PO	A	E	DP	FLD%	CSB	SBA	SBA%	CI	PB
17	LUGO RAMIREZ Yonei	27	22	5	0	1	1.000	1	5	.833	0	0
4	ALVARADO ILARRAZA	11	6	5	0	1	1.000	0	0	0	0	0
14	BLANCO CABRERA Jea	11	3	8	0	1	1.000	0	0	0	0	0
16	BLANCA GUIPE Wilme	4	4	0	0	0	1.000	0	0	0	0	0
7	SALAS ORTEGA Eyden	4	3	1	0	0	1.000	0	0	0	0	0
5	SARMIENTO NATERA R	4	3	1	0	0	1.000	0	0	0	0	0
1	OJEDA RIVAS Poly J	3	3	0	0	0	1.000	0	0	0	0	0
12	LOPEZ SALAS Miguel	2	0	2	0	0	1.000	0	0	0	0	0
9	ROJAS MARTINEZ Fra	2	2	0	0	0	1.000	0	0	0	0	0
15	RODRIGUEZ RIVAS Ca	2	2	0	0	1	1.000	0	0	0	0	0
10	TRUJILLO MORENO Sa	1	0	1	0	0	1.000	0	0	0	0	0
19	FERNANDEZ CASTELLA	37	32	4	1	2	.973	1	4	.800	0	0
20	DOMINGUEZ SANCHEZ	34	32	0	2	1	.941	0	0	0	1	0
3	CASTILLO AVENDANO	15	5	9	1	2	.933	0	0	0	0	0
2	ROMAN GAMEZ Jheanp	8	2	5	1	0	.875	0	0	0	0	0
8	BLANCO PARRA Kenne	15	4	8	3	1	.800	0	0	0	0	0
6	GODOY BOSCAN Rainn	3	0	2	1	0	.667	0	0	0	0	0
13	GONZALEZ REDONDO Y	2	0	1	1	0	.500	0	0	0	0	0
Totals		185	123	52	10	4	.946	2	9	.818	1	0
Opponents		187	129	50	8	1	.957	1	5	.833	0	4

## TECHNICAL APPOINTMENTS – DESIGNACIONES TÉCNICAS

#	Hour Hora	Away Team Equipo Visitante	Home Team Equipo Local		UMPIRES	SCORERS	TECHNICAL COMM.
49	14:00	Korea	Cuba	HP	Atsuo Tsukada JPN	Jason Buitenhuis CAN	Giuseppe Guilizzoni ITA
ASPAC Youth				1B	Tung, Ming-An TPE	Cindy Chan HKG	Ken Huang TPE
				2B	Jan, Chung Chi TPE	Huang, Fu-Ying TPE	Mitsuyoshi Sato BRA
				3B	Hsieh, Meng-Chih TPE	Chu, Ming-Tan TPE	
				LF	Benjamin Nash AUS		
				RF	Travis Watson NZL		

#	Hour Hora	Away Team Equipo Visitante	Home Team Equipo Local		UMPIRES	SCORERS	TECHNICAL COMM.
50	18:30	Chinese Taipei	Japan	HP	Juan Licourt Garcia CUB	Feiko Drost NED	Nicky To HKG
ASPAC Youth				1B	Yuri Macchiavelli ITA	Jennie Moloney AUS	Gerald LeBlanc CAN
				2B	Marek Vicar CZE	Tim Wen TPE	Stephen Lesfargues FRA
				3B	Jun Oh Kim KOR	Chen, Szu-Hsien TPE	
				LF	Eva Moo HKG		
				RF	Jill Silvanic USA		

# ABBREVIATIONS – ABREVIATURAS

(IN ALPHABETICAL ORDER – EN ORDEN ALFABÉTICO)

HITTING – OFENSIVA			PITCHING – PITCHEO		
<b>2B</b>	Doubles	Dobles	<b>2B</b>	Doubles allowed	Dobles permitidos
<b>3B</b>	Triples	Triples	<b>3B</b>	Triples allowed	Triples permitidos
<b>AB</b>	At bats	Veces al bate	<b>AB</b>	At bats	Veces al bate
<b>AVG</b>	Batting average	Average de bateo	<b>B/Avg</b>	Opponent batting average	Average de bateo de los oponentes
<b>BB</b>	Base on balls	Base por bolas	<b>BK</b>	Balk	Balk
<b>GDP</b>	Grounded into double plays	Batazo para Doble Play	<b>BB</b>	Base on balls allowed	Bases por bolas concedidas
<b>G</b>	Games played	Juegos jugados	<b>CG</b>	Complete games	Juegos completo
<b>H</b>	Hits	Hits conectados	<b>ER</b>	Earned runs allowed	Carreras limpias permitidas
<b>HP</b>	Hit by pitch	Golpeado por el lanzador	<b>ERA</b>	Earned run average	Promedio de efectividad
<b>HR</b>	Homeruns	Cuadrangulares	<b>IBB</b>	Intentional base on balls allowed	Bases por bolas intencionales
<b>IBB</b>	Intentional base on balls	Base por bolas intencional	<b>GP</b>	Games pitched	Juegos lanzados
<b>OB%</b>	On base percentage	Promedio de embasado	<b>GS</b>	Games started	Juegos iniciados
<b>R</b>	Runs scored	Carreras anotadas	<b>H</b>	Hits allowed	Hits permitidos
<b>RBI</b>	Runs batted in	Carreras impulsadas	<b>HP</b>	Hit by pitch	Golpeado por el lanzamiento
<b>SB / ATT</b>	Stolen bases / SB attempts	Bases Robadas / Intentos de robo	<b>HR</b>	Home runs allowed	Cuadrangulares permitidos
<b>SF</b>	Sacrifice flies	Sacrificio Fly	<b>IP</b>	Innings played	Entradas lanzadas
<b>SH</b>	Sacrifice hits	Toque de sacrificio	<b>R</b>	Runs allowed	Carreras permitidas
<b>SLG%</b>	Slugging percentage	Average de slugging	<b>SO</b>	Strikeouts	Ponches propinados
<b>SO</b>	Strikeouts	Ponches	<b>SFA</b>	Sacrifice flies allowed	Sacrificios fly permitidos
<b>TB</b>	Total bases	Total de bases alcanzadas por hit	<b>SHA</b>	Sacrifice hits allowed	Toques de sacrificio permitidos
			<b>SHO</b>	Shutouts / Combination shutouts	Blanqueos / Blanqueos combinados
			<b>SV</b>	Saves	Juegos salvados
			<b>W-L</b>	Wins/Losses	Juegos ganados/Perdidos
			<b>WP</b>	Wild pitches	Wild pitches

## FIELDING – DEFENSA

<b>A</b>	Assists	Asistencias
<b>C</b>	Chances	Total de lances
<b>CI</b>	Catcher's interference	Interferencia del receptor
<b>CSB</b>	Caught stealing (by pitcher and catcher)	Atrapado robando (del lanzador y del receptor)
<b>DP</b>	Double plays participated in	Participaciones en doble play
<b>E</b>	Errors	Errores
<b>FLD%</b>	Fielding percentage	Promedio de defensa
<b>PB</b>	Passed balls (catcher)	Passed ball (receptor)
<b>PO</b>	Putouts	Outs (Eliminaciones)
<b>SBA</b>	Stolen bases allowed (pitcher and catcher)	Robos permitidos (lanzador y receptor)
<b>SBA%</b>	Stolen bases against percentage (pitcher and catcher)	Promedio de robos permitidos (lanzador y receptor)