



WBCS

U-12 BASEBALL  
WORLD CUP®



TAINAN 2019

# NR. 4

29 JULY/JULIO 2019

## DAILY REPORT REPORTE DIARIO

@WBSC

#U12WorldCup

### FOR THE TITLE OF WORLD CHAMPION



No.1 JPN



No.2 USA



No.3 KOR



No.4 TPE



No.5 CUB



No.6 MEX



No.7 AUS



No.9 VEN



No.16 ITA



No.18 CZE



No.23 RSA












No.75 FIJ

## OFFICIALS – OFICIALES

### TECHNICAL COMMISSION – COMISIÓN TÉCNICA

Technical Director – Director Técnico:  David NAGY (AUS)

 Giuseppe GUILIZZONI (ITA)	 Stephen LESFARGUES (FRA)	 Mitsuyoshi SATO (BRA)
 Nicky TO (HKG)	 Gerald LEBLANC (CAN)	 Glenn WILLIAMS (AUS)
 Shih-Ming CHANG (TPE)	 Ken HUANG (TPE)	 Calvin YEH (TPE)













### UMPIRES – ÁRBITROS

Umpire Director - Director de Árbitros:  Lisa Marie TURBITT (CAN)

 Eric BLOUNT (RSA)	 Ufuk HERLIN SANTOSO (INA)	 Han Zhi JIANG (CHN)
 Jun Oh KIM (KOR)	 Juan LICOURT (CUB)	 Yuri MACCHIAVELLI (ITA)
 Yee Wah MOO (HKG)	 Benjamin NASH (AUS)	 Jill SILVANIC (USA)
 Atsuo TSUKADA (JPN)	 Marek VICAR (CZE)	 Travis WATSON (NZL)
 Meng-Chih HSIEH (TPE)	 Chung Chi JAN (TPE)	 Kuo-Cheng TSAI (TPE)
 Chung-Yu WU (TPE)	 Shih-Wei YEH (TPE)	 Ming-An TUNG (TPE)

### OFFICIAL SCORERS – ANOTADORES OFICIALES

Scorers Director – Director de Anotadores:  Fabio ZACCARIA (ITA)

 Jason BUITENHUIS (CAN)	 Sin Yee CHAN (HKG)	 Feiko DROST (NED)
 Jennie MOLONEY (AUS)	 Natalie TODD (AUS)	 Ming-Tan CHU (TPE)
 Ya-Li CHUANG (TPE)	 Fu-Ying HUANG (TPE)	 Hsin-Chang HUANG (TPE)
 Hwei-Chen KO (TPE)	 Yu Chun WEN (TPE)	 Szu-Hsien CHEN (TPE)

## PITCHER GROUP A - GRUPO A

### Pitch Count and Mandatory Rest Chart

1 - 30

no rest

31 - 45

1 day

46 - 60

2 days

61 - 75

3 days

max 85

4 days

**3** = pitcher availability  
**3** = number of pitches  
**X** = mandatory rest day pursuant  
to WBSC U-12 BWC rules

Shirt #	Name	Team	Group	Day 1	Day 2	Day 3	Day 4	Day 5	Rest	Day 6	Day 7	Day 8	Day 9
				26-jul	27-jul	28-jul	29-jul	30-jul	31-jul	1-aug	2-aug	3-aug	4-aug
2	BATISTA CORRALES Mai	CUB	A		21		24						
4	SAEZ RIBALTA Christi	CUB	A			4							
10	CRUZ ECHEMENDIA Alej	CUB	A		6								
12	RODRIGUEZ CUTINO Joh	CUB	A		16		9						
14	PRIETO ALONSO Alej.	CUB	A	81	X	X	X	X					
21	SANTA CRUZ DE OVIEDO	CUB	A			23							
47	SARDUY FORTES Boris	CUB	A			14	31	X					
54	DANGUILLECOURT PISS	CUB	A		35	X							
57	ACOSTA ZAMORA Yeison	CUB	A		23								
98	RODRIGUEZ DIAZ Yeiso	CUB	A		4	13							
3	NOVAK Jan	CZE	A	20			19						
6	CAJZ Michal	CZE	A				47	X	X				
19	EL GHANNAMOVA Kristy	CZE	A	20									
45	SOBOTKA Daniel	CZE	A			21							
51	HEDL Filip	CZE	A				26						
58	MARTINSAK JonaS	CZE	A		29		19						
61	TYLICH TadeaS	CZE	A				6						
62	VENTRUBA Vit.	CZE	A	25		13							
63	HASAL MatyaS	CZE	A			37	X						
66	KATZ Jan	CZE	A	17									
67	HLUCHY Nikolas	CZE	A		36	X							
68	KOLEV KryStof	CZE	A	30									
1	CAMA Manasa Loco	FIJ	A			81	X	X	X	X			
2	VAKA Nihilote Lua	FIJ	A	19	20	X							
3	JOHNS William Michael	FIJ	A	29	10	X							
4	LEE George Mitchell	FIJ	A	21									
5	MOCELUTU Kitione Ratub	FIJ	A	24	17	X							
6	HICKS Philip Francis	FIJ	A	20									
7	VODOWAQAVUKA Jone	FIJ	A	22									
8	TAMATA Samu	FIJ	A			17	58	X	X	X			
9	BAINIKORO Asaeli Mata	FIJ	A	4	33	X							
10	SILIMAIBAU Junior An	FIJ	A				57	X	X				
12	ANTHONY Liam	FIJ	A	30			7						
14	BIAUKULA Filipe Wilikibau	FIJ	A	12	26	X							
16	VEREIVALU Isikeli Ko	FIJ	A		38	X							
4	TAKAHATA Kazuki	JPN	A				10						

## PITCHER GROUP A - GRUPO A

# Pitch Count and Mandatory Rest Chart

1 - 30                      no rest  
31 - 45                      1 day  
46 - 60                      2 days  
61 - 75                      3 days  
max 85                      4 days

  = pitcher availability  
3 = number of pitches  
X = mandatory rest day pursuant  
to WBSC U-12 BWC rules

Shirt #	Name	Team	Group	Day 1	Day 2	Day 3	Day 4	Day 5	Rest	Day 6	Day 7	Day 8	Day 9
				26-jul	27-jul	28-jul	29-jul	30-jul	31-jul	1-aug	2-aug	3-aug	4-aug
5	NAMATAME Hironosuke	JPN	A		24								
6	IZUMI Yusei	JPN	A				30						
8	TAKAHASHI Shosei	JPN	A		19								
10	MIYAKE Takuto	JPN	A				22						
11	SHIGEMATSU Hisato	JPN	A	16									
14	AOKI Sakuma	JPN	A	7	25	X							
15	SAKAMOTO Shintaro	JPN	A	16									
16	KUWAMOTO Shinsuke	JPN	A			31	X						
17	HAYASHI Kyonosuke	JPN	A		20	53	X	X	X				
18	KAWAGOE Kotaro	JPN	A	11		13							
1	BARRETT Michael Andrew	RSA	A	28									
4	JONATHAN Jaedon Rashid	RSA	A		39	X							
6	LE ROUX Damian Louwtjie	RSA	A		27								
7	BEDFORD Junaid	RSA	A			32	X						
11	EMMETT Luke James	RSA	A		22								
13	STEYN Connor Jarred	RSA	A			35	X						
14	MC KENZIE Aiden	RSA	A										
17	BOTHA Joshua Bradfor	RSA	A				41	X					
21	CLARKE Jayden	RSA	A	24		49	X						
22	FRADD Tristan Douglas	RSA	A		15		27						
25	ATKINSON Byron Micha	RSA	A			35	X						
41	KUYK Liam Albert	RSA	A				16						
1	CHEN Kai-Sheng	TPE	A	54	X	X							
7	CHANG Yao-Yun	TPE	A		12	3	18	X					
9	KUO Chen-An	TPE	A				22						
11	LIN Cheng-Yu	TPE	A	11		60	X	X					
12	CYUAN Ruei	TPE	A		17								
14	HSU Tzu-Cheng	TPE	A		13	36	X	X					
16	YU Yan-Cheng	TPE	A				11						
18	CHEN YU AN	TPE	A		15		9						





## OPENING ROUND – RONDA DE APERTURA

### STANDINGS – POSICIÓN DE EQUIPOS

#### GROUP A – GRUPO A

RK	TEAM – EQUIPO	GP	W	L	AVG	GB
1	 JAPAN	4	4	0	<b>1.000</b>	-
2	 CHINESE TAIPEI	4	3	1	<b>.750</b>	1
3	 CZECH REPUBLIC	4	2	2	<b>.500</b>	2
3	 CUBA	4	2	2	<b>.500</b>	2
5	 SOUTH AFRICA	4	1	3	<b>.250</b>	3
6	 FIJI	4	0	4	<b>.000</b>	4

#### GROUP B – GRUPO B

RK	TEAM – EQUIPO	GP	W	L	AVG	GB
1	 SOUTH KOREA	3	3	0	<b>1.000</b>	-
2	 MEXICO	4	3	1	<b>.750</b>	0.5
3	 USA	3	2	1	<b>.667</b>	1
4	 VENEZUELA	4	2	2	<b>.500</b>	1.5
5	 ITALY	4	1	3	<b>.250</b>	2.5
6	 AUSTRALIA	4	0	4	<b>.000</b>	3.5

The Teams are placed according the Tournament Regulations for the WBSC.

Los equipos son ordenados en atención a los Reglamentos Oficiales de la WBSC.

## OPENING ROUND – RONDA DE APERTURA

### SCHEDULE AND RESULTS – CALENDARIO Y RESULTADOS

#### GROUP A - GRUPO A

 JAPAN

 CHINESE TAIPEI

 CUBA

 CZECH REPUBLIC

 SOUTH AFRICA

 FIJI

#### GROUP B - GRUPO B

 USA

 SOUTH KOREA

 MEXICO

 AUSTRALIA

 VENEZUELA

 ITALY

#### FRIDAY JULY 26 – VIERNES 26 DE JULIO, 2019

#	Hour Hora	Stadium Campo	Group Grupo	Away Team Equipo Visitante	Home Team Equipo Local	Score	Inn	
1	10:00	ASPAC B	B	 ITALY	 VENEZUELA	0-15	4	
2	10:00	ASPAC Youth	A	 JAPAN	 CZECH REPUBLIC	21-0	4	
3	14:00	ASPAC B	B	 AUSTRALIA	 USA	0-10	5	
4	14:00	ASPAC Youth	B	 MEXICO	 SOUTH KOREA	0-7		
5	14:00	Shan-Hwa	A	 SOUTH AFRICA	 FIJI	28-2	4	
	17:50	ASPAC Youth	WBSC OPENING CEREMONY – CEREMONIA INAUGURAL					
6	18:30	ASPAC Youth	A	 CUBA	 CHINESE TAIPEI	2-4		

#### SATURDAY JULY 27 – SÁBADO 27 DE JULIO, 2019

#	Hour Hora	Stadium Campo	Group Grupo	Away Team Equipo Visitante	Home Team Equipo Local	Score	Inn
7	10:00	ASPAC B	A	 CZECH REPUBLIC	 FIJI	30-1	4
8	10:00	ASPAC Youth	B	 SOUTH KOREA	 AUSTRALIA	13-0	
9	14:00	ASPAC B	B	 VENEZUELA	 USA	7-6	
10	14:00	ASPAC Youth	A	 CUBA	 JAPAN	0-6	
11	14:00	Shan-Hwa	B	 ITALY	 MEXICO	0-1	
12	18:30	ASPAC Youth	A	 CHINESE TAIPEI	 SOUTH AFRICA	19-0	4

Local time in Chinese Taipei / Hora local en China Taipéi



## OPENING ROUND – RONDA DE APERTURA

### SCHEDULE AND RESULTS – CALENDARIO Y RESULTADOS

#### SUNDAY JULY 28 – DOMINGO 28 DE JULIO, 2019

#	Hour Hora	Stadium Campo	Group Grupo	Away Team Equipo Visitante	Home Team Equipo Local	Score	Inn
13	10:00	ASPAC B	A	FIJI	CUBA	1-27	4
14	10:00	ASPAC Youth	B	VENEZUELA	MEXICO	6-10	
15	14:00	ASPAC B	A	CZECH REPUBLIC	SOUTH AFRICA	21-4	5
16	14:00	ASPAC Youth	B	USA	SOUTH KOREA	POST.	
17	14:00	Shan-Hwa	B	AUSTRALIA	ITALY	4-6	
18	18:30	ASPAC Youth	A	JAPAN	CHINESE TAIPEI	7-4	

#### MONDAY JULY 29 – LUNES 29 DE JULIO, 2019

#	Hour Hora	Stadium Campo	Group Grupo	Away Team Equipo Visitante	Home Team Equipo Local	Score	Inn
19	10:00	ASPAC B	B	MEXICO	AUSTRALIA	21-2	4
20	10:00	ASPAC Youth	A	FIJI	JAPAN	0-30	4
21	14:00	ASPAC B	B	ITALY	USA	1-28	4
22	14:00	ASPAC Youth	B	VENEZUELA	SOUTH KOREA	5-6	
23	14:00	Shan-Hwa	A	SOUTH AFRICA	CUBA	0-13	5
24	18:30	ASPAC Youth	A	CHINESE TAIPEI	CZECH REPUBLIC	16-0	5

#### TUESDAY JULY 30 – MARTES 30 DE JULIO, 2019

#	Hour Hora	Stadium Campo	Group Grupo	Away Team Equipo Visitante	Home Team Equipo Local	Score	Inn
25	10:00	ASPAC B	B	AUSTRALIA	VENEZUELA		
26	10:00	ASPAC Youth	B	SOUTH KOREA	ITALY		
27	14:00	ASPAC B	B	USA	MEXICO		
28	14:00	ASPAC Youth	A	SOUTH AFRICA	JAPAN		
29	14:00	Shan-Hwa	A	CZECH REPUBLIC	CUBA		
30	18:30	ASPAC Youth	A	FIJI	CHINESE TAIPEI		

#### WEDNESDAY JULY 31 – MIERCOLES 31 DE JULIO, 2019

#	Hour Hora	Stadium Campo	Group Grupo	Away Team Equipo Visitante	Home Team Equipo Local	Score	Inn
16	10:00	ASPAC Youth	B	USA	SOUTH KOREA		

Local time in Chinese Taipei / Hora local en China Taipéi

## GAME SUMMARY - RESULTADO DEL JUEGO 19



# MEXICO-AUSTRALIA



**Mexico 21, Australia 2**

Jul 29, 2019 at Tainan (TPE), ASPAC B

```
-----
Mexico.....818 4 - 21 26 2 (3-1)
Australia.....000 2 - 2 2 1 (0-4)
-----
```

### Pitchers:

Mexico - GARCIA REYES Javier, CORTES AVILA Manuel, BEAVEN LOPEZ Roberto Angel

Australia - LAMBERT Isobel Joanna Charlotte, THWAITES Daniel John, VELLA

Lachlan Anthony

Win: GARCIA REYES Javier (1-0)

Loss: LAMBERT Isobel Joanna Charlotte (0-1)

Attendance: 150

Start: 10:01

Time: 1:36

Weather: Sunny

Game Notes: None

Umpires: HP-HSIEH Meng-Chih (TPE), 1B-VIČAR Marek (CZE), 2B-LICOURT Juan (CUB), 3B-TSUKADA Atsuo (JPN)

TC: LESFARGUES Stephen (FRA), YEH Calvin (TPE)

Scorers: MOLONEY Jennie (AUS), CHAN Cindy (HKG), HUANG Hsin-Chang (TPE)

## GAME SUMMARY - RESULTADO DEL JUEGO 20



# FIJI-JAPAN



**Japan 30, Fiji 0**

Jul 29, 2019 at Tainan (TPE), ASPAC Youth

```
-----
Fiji.....000 0 - 0 2 2 (0-4)
Japan.....98(13) X - 30 23 2 (4-0)
-----
```

### Pitchers:

Fiji - TAMATA Samu, SILIMAIBAU Junior Anare Koroi Kaunisela, ANTHONY Liam

Japan - IZUMI Yusei, MIYAKE Takuto, TAKAHATA Kazuki

Win: IZUMI Yusei (1-0)

Loss: TAMATA Samu (0-1)

**Homeruns:** Japan: NAMATAME Hironosuke, SUZUKI Takuto

Attendance: 180

Start: 10:00

Time: 1:27

Weather: Sunny

Umpires: HP-MOO Eva (HKG), 1B-MACCHIAVELLI Yuri (ITA), 2B-YEH Shih-Wei (TPE), 3B-WU Chang-Yu (TPE)

TC: TO Nicky (HKG), CHANG Shih-Ming (TPE)

Scorers: TODD Natalie (AUS), WEN Tim (TPE), CHEN Szu-Hsien (TPE)

## GAME SUMMARY - RESULTADO DEL JUEGO 21



### ITALY-USA



**United States 28, Italy 1**

Jul 29, 2019 at Tainan (TPE), ASPAC B

```
-----
Italy.....0 0 0 1 - 1 1 1 (1-3)
United States.....(11)(10)7 X - 28 21 1 (2-1)
-----
```

**Pitchers:**

Italy - GAMBERINI Alessandro, CEPPARULO Nicola, CORTESI Noemi, BONDI Thomas, RAIMONDI Matteo, BALDISSERRI Riccardo

United States - STROMAN Jayden Earl, MC KERNAN John Rowe, ARMIJO Jack Jonathan, DOLAN John Kekiajkalana

Win: STROMAN Jayden Earl (1-0)

Loss: GAMBERINI Alessandro (0-1)

**Homeruns:** United States: HAYES Rashad Todd, TINAJERO Lucas

Attendance: 150

Start: 14:01

Time: 2:11

Weather: Cloudy

Umpires: HP-LICOURT Juan (CUB), 1B-TSUKADA Atsuo (JPN), 2B-VIČAR Marek (CZE), 3B-WATSON Travis (NZL)

TC: LESFARGUES Stephen (FRA), LEBLANC Gerry (CAN)

Scorers: CHAN Cindy (HKG), MOLONEY Jennie (AUS), KO Huei-Chen, Jessie (TPE)

## GAME SUMMARY - RESULTADO DEL JUEGO 22



### VENEZUELA-SOUTH KOREA



**Korea 6, Venezuela 5**

Jul 29, 2019 at Tainan (TPE), ASPAC Youth

```
-----
Venezuela.....121 010 - 5 8 1 (2-2)
Korea.....140 001 - 6 6 2 (3-0)
-----
```

**Pitchers:**

Venezuela - GONZALEZ REDONDO Yeferson Jose, SALAS ORTEGA Eyden Omar

Korea - DOO Donghyeon, NA Hyunseo, LEE Jaejun

Win: DOO Donghyeon (1-0)

Loss: SALAS ORTEGA Eyden Omar (0-1)

**Homeruns:** Venezuela: FERNANDEZ CASTELLANO Johan Jose

**Homeruns:** Korea: PARK Yechan

Attendance: 423

Start: 14:00

Time: 1:43

Weather: Sunny

Umpires: HP-NASH Benjamin (AUS), 1B-SILVANIC Jill (USA), 2B-MACCHIAVELLI Yuri (ITA), 3B-TUNG Min-An (TPE)

TC: TO Nicky (HKG), CHANG Shih-Ming (TPE)

Scorers: WEN Tim (TPE), DROST Feiko (NED), CHUANG Ya-Li (TPE)

## GAME SUMMARY - RESULTADO DEL JUEGO 23



### SOUTH AFRICA-CUBA



**Cuba 13, South Africa 0**

Jul 29, 2019 at Tainan (TPE), Shan-Hwa

-----  
South Africa.....000 00 - 0 0 1 (1-3)  
Cuba.....463 0X - 13 11 0 (2-2)  
-----

**Pitchers:**

South Africa - BOTHA Joshua Bradford, MC KENZIE Aiden, KUYK Liam Albert  
Cuba - SARDUY FORTES Boris Luis, BATISTA CORRALES Mailon Francisco, RODRIGUEZ CUTIÑO Johan Alejandro  
Win: BATISTA CORRALES Mailon Francisco (1-0)  
Loss: BOTHA Joshua Bradford (0-1)

**Homeruns:** Cuba: PRIETO ALONSO Alejandro Enrique, SAEZ RIBALTA Christian

Attendance: 138  
Start: 14:00  
Time: 1:19  
Weather: Sunny

Umpires: HP-TSAI Kuo-Cheng (TPE), 1B-SANTOSO Ufuk Herlin (INA), 2B-JAN Chung-Chi (TPE), 3B-KIM Junoh (KOR)  
TC: GUILIZZONI Giuseppe (ITA), HUANG Ken (TPE)  
Scorers: BUITENHUIS Jason (CAN), CHU Ming-Tan (TPE), HUANG Fu-Ying (TPE),

## GAME SUMMARY - RESULTADO DEL JUEGO 24



### CHINESE TAIPEI - CZECH REPUBLIC



**Chinese Taipei 16, Czech Republic 0**

Jul 29, 2019 at Tainan (TPE), ASPAC Youth

-----  
Chinese Taipei.....422 17 - 16 15 0 (3-1)  
Czech Republic.....000 00 - 0 4 4 (2-2)  
-----

**Pitchers:**

Chinese Taipei - KUO Chen-An, CHEN YU AN, CHANG Yao-Yun, 90.4 Player, 90.5 Player, YU Yan-Cheng  
Czech Republic - CAJZ Michal, MARTINČÁK Jonáš, NOVÁK Jan, 90.4 Player, HEDL Filip, TYLICH Tadeáš  
Win: CHEN YU AN (2-0)  
Loss: CAJZ Michal (0-1)

**Homeruns:** Chinese Taipei: HUANG Tien-Szu, YU Yan-Cheng

Attendance: 746  
Start: 18:32  
Time: 1:37  
Weather: Clear

Umpires: HP-JIANG Hanzhi (CHN), 1B-MOO Eva (HKG), 2B-SILVANIC Jill (USA), 3B-BLOUNT Eric (RSA)  
TC: SATO Mitsuyoshi (BRA), WILLIAMS Glenn (AUS)  
Scorers: DROST Feiko (NED), TODD Natalie (AUS), HUANG Hsin-Chang (TPE)

## SUPER ROUND, CONSOLATION ROUND AND FINALS SUPER GRUPO, RONDA DE CONSOLACIÓN Y FINALES

### SCHEDULE AND RESULTS – CALENDARIO Y RESULTADOS

SUPER ROUND SUPER GRUPO	CONSOLATION ROUND RONDA DE CONSOLACIÓN
1A	4A
1B	4B
2A	5A
2B	5B
3A	6A
3B	6B

#### THURSDAY AUGUST 1 – JUEVES 1 DE AGOSTO, 2019

#	Hour Hora	Stadium Campo	Group Grupo	Away Team Equipo Visitante	Home Team Equipo Local	Score	Inn
1		ASPAC Youth	SR	A3	B2		
2		ASPAC Youth	SR	A2	B1		
3		ASPAC Youth	SR	B3	A1		
4		ASPAC B	CON	B6	A5		
5		ASPAC B	CON	A6	B4		
6		Shan-Hwa	CON	B5	A4		

#### FRIDAY AUGUST 2 – VIERNES 1 DE AGOSTO, 2019

#	Hour Hora	Stadium Campo	Group Grupo	Away Team Equipo Visitante	Home Team Equipo Local	Score	Inn
7		ASPAC Youth	SR	A3	B3 (*)		
8		ASPAC Youth	SR	A2	B2 (*)		
9		ASPAC Youth	SR	A1	B1 (*)		
10		ASPAC B	CON	A6	B6 (*)		
11		ASPAC B	CON	A5	B5 (*)		
12		Shan-Hwa	CON	A4	B4(*)		

(\*) Cointoss to determine home team / El equipo local se determinará por el lanzamiento de moneda.

Local time in Chinese Taipei / Hora local en China Taipéi

**SUPER ROUND, CONSOLATION ROUND AND FINALS  
SUPER GRUPO, RONDA DE CONSOLACIÓN Y FINALES**

**SCHEDULE AND RESULTS – CALENDARIO Y RESULTADOS**

**SATURDAY AUGUST 3 – SÁBADO 3 DE AGOSTO, 2019**

#	Hour Hora	Stadium Campo	Group Grupo	Away Team Equipo Visitante	Home Team Equipo Local	Score	Inn
13		ASPAC Youth	SR	A3	B1		
14		ASPAC Youth	SR	B3	A2		
15		ASPAC Youth	SR	B2	A1		
16		ASPAC B	CON	B6	A4		
17		ASPAC B	CON	A5	B4		
18		Shan-Hwa	CON	A6	B5		

**SUNDAY AUGUST 4 – DOMINGO 4 DE AGOSTO, 2019**

#	Hour Hora	Stadium Campo	Group Grupo	Away Team Equipo Visitante	Home Team Equipo Local	Score	Inn
19	14:00	ASPAC Youth	BRONZE 	4th Place after SR	3rd Place after SR		
20	18:30	ASPAC Youth	GOLD 	2nd Place after SR	1st Place after SR		
		ASPAC Youth	WBSC	CLOSING CEREMONY – CEREMONIA DE CLAUSURA			

Local time in Chinese Taipei / Hora local en China Taipéi

## TECHNICAL APPOINTMENTS – DESIGNACIONES TÉCNICAS

#	Hour Hora	Away Team Equipo Visitante	Home Team Equipo Local		UMPIRES	SCORERS	TECHNICAL COMM.
25	10:00	Australia	Venezuela	HP	Jun Oh Kim KOR	Feiko Drost NED	Giuseppe Guilizzoni ITA
ASPAC B				1B	Benjamin Nash AUS	Natalie Todd AUS	Ken Huang TPE
				2B	Travis Watson NZL	Huang, Fu-Ying TPE	
				3B	Hsieh, Meng-Chih TPE		

#	Hour Hora	Away Team Equipo Visitante	Home Team Equipo Local		UMPIRES	SCORERS	TECHNICAL COMM.
26	10:00	Korea	Italy	HP	Yeh, Shih-Wei TPE	Jason Buitenhuis CAN	Glenn Williams AUS
ASPAC Youth				1B	Atsuo Tsukada JPN	Tim Wen TPE	Calvin Yeh TPE
				2B	Jill Silvanic USA	Huang, Hsin-Chang TPE	
				3B	Tsai, Kuo-Cheng TPE		

#	Hour Hora	Away Team Equipo Visitante	Home Team Equipo Local		UMPIRES	SCORERS	TECHNICAL COMM.
27	14:00	United States	México	HP	Travis Watson NZL	Jennie Moloney AUS	Giuseppe Guilizzoni ITA
ASPAC B				1B	Juan Licourt Garcia CUB	Feiko Drost NED	Mitsuyoshi Sato BRA
				2B	Jiang, Han Zhi CHN	Chuang, Ya-Li TPE	
				3B	Benjamin Nash AUS		

#	Hour Hora	Away Team Equipo Visitante	Home Team Equipo Local		UMPIRES	SCORERS	TECHNICAL COMM.
28	14:00	South Africa	Japan	HP	Tung, Ming-An TPE	Tim Wen TPE	Gerald LeBlanc CAN
ASPAC Youth				1B	Wu, Chung-Yu TPE	Jason Buitenhuis CAN	Calvin Yeh TPE
				2B	Eva Moo HKG	Ko, Huei-Chen TPE	
				3B	Jill Silvanic USA		

#	Hour Hora	Away Team Equipo Visitante	Home Team Equipo Local		UMPIRES	SCORERS	TECHNICAL COMM.
29	14:00	Czech Republic	Cuba	HP	Jan, Chung Chi TPE	Cindy Chan HKG	Stephen Lesfargues FRA
Shan-Hwa				1B	Yuri Macchiavelli ITA	Chu, Ming-Tan TPE	Chang, Shih-Ming TPE
				2B	Eric Blount RSA	Chen, Szu-Hsien TPE	
				3B	Marek Vicar CZE		

#	Hour Hora	Away Team Equipo Visitante	Home Team Equipo Local		UMPIRES	SCORERS	TECHNICAL COMM.
30	18:30	Fiji	Chinese Taipei	HP	Ufuk Herlin Santoso INA	Jennie Moloney AUS	Gerald LeBlanc CAN
ASPAC Youth				1B	Eva Moo HKG	Natalie Todd AUS	Nicky To HKG
				2B	Atsuo Tsukada JPN	Huang, Hsin-Chang TPE	
				3B	Jun Oh Kim KOR		

# ABBREVIATIONS – ABREVIATURAS

(IN ALPHABETICAL ORDER – EN ORDEN ALFABÉTICO)

HITTING – OFENSIVA			PITCHING – PITCHEO		
<b>2B</b>	Doubles	Dobles	<b>2B</b>	Doubles allowed	Dobles permitidos
<b>3B</b>	Triples	Triples	<b>3B</b>	Triples allowed	Triples permitidos
<b>AB</b>	At bats	Veces al bate	<b>AB</b>	At bats	Veces al bate
<b>AVG</b>	Batting average	Average de bateo	<b>B/Avg</b>	Opponent batting average	Average de bateo de los oponentes
<b>BB</b>	Base on balls	Base por bolas	<b>BK</b>	Balk	Balk
<b>GDP</b>	Grounded into double plays	Batazo para Doble Play	<b>BB</b>	Base on balls allowed	Bases por bolas concedidas
<b>G</b>	Games played	Juegos jugados	<b>CG</b>	Complete games	Juegos completo
<b>H</b>	Hits	Hits conectados	<b>ER</b>	Earned runs allowed	Carreras limpias permitidas
<b>HP</b>	Hit by pitch	Golpeado por el lanzador	<b>ERA</b>	Earned run average	Promedio de efectividad
<b>HR</b>	Homeruns	Cuadrangulares	<b>IBB</b>	Intentional base on balls allowed	Bases por bolas intencionales
<b>IBB</b>	Intentional base on balls	Base por bolas intencional	<b>GP</b>	Games pitched	Juegos lanzados
<b>OB%</b>	On base percentage	Promedio de embasado	<b>GS</b>	Games started	Juegos iniciados
<b>R</b>	Runs scored	Carreras anotadas	<b>H</b>	Hits allowed	Hits permitidos
<b>RBI</b>	Runs batted in	Carreras impulsadas	<b>HP</b>	Hit by pitch	Golpeado por el lanzamiento
<b>SB / ATT</b>	Stolen bases / SB attempts	Bases Robadas / Intentos de robo	<b>HR</b>	Home runs allowed	Cuadrangulares permitidos
<b>SF</b>	Sacrifice flies	Sacrificio Fly	<b>IP</b>	Innings played	Entradas lanzadas
<b>SH</b>	Sacrifice hits	Toque de sacrificio	<b>R</b>	Runs allowed	Carreras permitidas
<b>SLG%</b>	Slugging percentage	Average de slugging	<b>SO</b>	Strikeouts	Ponches propinados
<b>SO</b>	Strikeouts	Ponches	<b>SFA</b>	Sacrifice flies allowed	Sacrificios fly permitidos
<b>TB</b>	Total bases	Total de bases alcanzadas por hit	<b>SHA</b>	Sacrifice hits allowed	Toques de sacrificio permitidos
			<b>SHO</b>	Shutouts / Combination shutouts	Blanqueos / Blanqueos combinados
			<b>SV</b>	Saves	Juegos salvados
			<b>W-L</b>	Wins/Losses	Juegos ganados/Perdidos
			<b>WP</b>	Wild pitches	Wild pitches

## FIELDING – DEFENSA

<b>A</b>	Assists	Asistencias
<b>C</b>	Chances	Total de lances
<b>CI</b>	Catcher's interference	Interferencia del receptor
<b>CSB</b>	Caught stealing (by pitcher and catcher)	Atrapado robando (del lanzador y del receptor)
<b>DP</b>	Double plays participated in	Participaciones en doble play
<b>E</b>	Errors	Errores
<b>FLD%</b>	Fielding percentage	Promedio de defensa
<b>PB</b>	Passed balls (catcher)	Passed ball (receptor)
<b>PO</b>	Putouts	Outs (Eliminaciones)
<b>SBA</b>	Stolen bases allowed (pitcher and catcher)	Robos permitidos (lanzador y receptor)
<b>SBA%</b>	Stolen bases against percentage (pitcher and catcher)	Promedio de robos permitidos (lanzador y receptor)