



WBSC

U-12 BASEBALL
WORLD CUP®



TAINAN 2019

NR. 3

28 JULY/JULIO 2019

DAILY REPORT REPORTE DIARIO

@WBSC

#U12WorldCup

FOR THE TITLE OF WORLD CHAMPION



No.1 JPN



No.2 USA



No.3 KOR



No.4 TPE



No.5 CUB



No.6 MEX



No.7 AUS



No.9 VEN



No.16 ITA



No.18 CZE



No.23 RSA












No.75 FIJ

OFFICIALS – OFICIALES

TECHNICAL COMMISSION – COMISIÓN TÉCNICA

Technical Director – Director Técnico:  David NAGY (AUS)


 Giuseppe GUILIZZONI (ITA)	 Stephen LESFARGUES (FRA)	 Mitsuyoshi SATO (BRA)
 Nicky TO (HKG)	 Gerald LEBLANC (CAN)	 Glenn WILLIAMS (AUS)
 Shih-Ming CHANG (TPE)	 Ken HUANG (TPE)	 Calvin YEH (TPE)













UMPIRES – ÁRBITROS

Umpire Director - Director de Árbitros:  Lisa Marie TURBITT (CAN)

 Eric BLOUNT (RSA)	 Ufuk HERLIN SANTOSO (INA)	 Han Zhi JIANG (CHN)
 Jun Oh KIM (KOR)	 Juan LICOURT (CUB)	 Yuri MACCHIAVELLI (ITA)
 Yee Wah MOO (HKG)	 Benjamin NASH (AUS)	 Jill SILVANIC (USA)
 Atsuo TSUKADA (JPN)	 Marek VICAR (CZE)	 Travis WATSON (NZL)
 Meng-Chih HSIEH (TPE)	 Chung Chi JAN (TPE)	 Kuo-Cheng TSAI (TPE)
 Chung-Yu WU (TPE)	 Shih-Wei YEH (TPE)	 Ming-An TUNG (TPE)

OFFICIAL SCORERS – ANOTADORES OFICIALES

Scorers Director – Director de Anotadores:  Fabio ZACCARIA (ITA)

 Jason BUITENHUIS (CAN)	 Sin Yee CHAN (HKG)	 Feiko DROST (NED)
 Jennie MOLONEY (AUS)	 Natalie TODD (AUS)	 Ming-Tan CHU (TPE)
 Ya-Li CHUANG (TPE)	 Fu-Ying HUANG (TPE)	 Hsin-Chang HUANG (TPE)
 Hwei-Chen KO (TPE)	 Yu Chun WEN (TPE)	 Szu-Hsien CHEN (TPE)

PITCHER GROUP B - GRUPO B

Pitch Count and Mandatory Rest Chart

1 - 30

no rest

31 - 45

1 day

46 - 60

2 days

61 - 75

3 days

max 85

4 days

3 = pitcher availability
3 = number of pitches
X = mandatory rest day pursuant
to WBSC U-12 BWC rules

Shirt #	Name	Team	Group	Day 1	Day 2	Day 3	Day 4	Day 5	Rest	Day 6	Day 7	Day 8	Day 9
				26-jul	27-jul	28-jul	29-jul	30-jul	31-jul	1-aug	2-aug	3-aug	4-aug
7	MOCHIZUKI Riku	AUS	B			29							
9	MOYLE Austin Jeffrey	AUS	B	18									
10	HAEUSLER Kristian Ne	AUS	B		60	X	X						
12	OLIPHANT Riley James	AUS	B	21									
13	ROMERO Rubens Alonso	AUS	B			4							
17	SLAPETTA Simon	AUS	B		42	X							
18	BALLANTYNE Alasdair	AUS	B		26								
21	NATI Joshua Roger	AUS	B			57	X	X					
22	THWAITES Daniel John	AUS	B	60	X	X							
5	LEWIS Brenden Drew	USA	B	50	X	X							
15	HARTSHORN Josiah Chr	USA	B		41	X							
23	TINAJERO Lucas	USA	B		40	X							
24	STROMAN Jayden Earl	USA	B		11								
25	ADKINS Dillon Anthon	USA	B		21								
1	CANIZALES LOPEZ Yust	MEX	B			9							
15	VILLAVICENCIO MAYORA	MEX	B	45	X								
17	OROZCO COTA Kevin Al	MEX	B		44	X							
26	GALLEGOS GONZALEZ Al	MEX	B		16								
27	HOYOS ROMO Marlon	MEX	B	43	X								
31	VARGAS ANTILLON Gust	MEX	B	13	22	X							
57	ZAVARCE PADRON Juan	MEX	B			87	X	X	X	X			
4	LEE Jaejun	KOR	B	30									
6	YOU Yongjun	KOR	B	22									
8	NA Hyunseo	KOR	B	43	X								
11	JUNG Mingyu	KOR	B		16								
12	LIM Hogil	KOR	B	3	11								
15	LEE Myeongjae	KOR	B		13								
18	HAN Junhui	KOR	B		12								
2	GIORGESCHI Matteo	ITA	B	60	X	X							
14	MAZZANTI Riccardo	ITA	B			56	X						
16	DI PERSIA Daniele	ITA	B			43	X						
20	SABATINI Filippo	ITA	B		58	X	X						
22	BONDI Thomas	ITA	B	26									
4	ALVARADO ILARRAZA Ch	VEN	B			69	X	X	X				
6	GODOY BOSCAN Rainer	VEN	B			7							
7	SALAS ORTEGA Eyden	VEN	B		44	X							
10	TRUJILLO MORENO Sand	VEN	B	63	X	X	X						

PITCHER GROUP B – GRUPO B

Pitch Count and Mandatory Rest Chart

1 - 30 *no rest*
31 - 45 *1 day*
46 - 60 *2 days*
61 - 75 *3 days*
max 85 *4 days*

3 = pitcher availability
3 = number of pitches
X = mandatory rest day pursuant
to WBSC U-12 BWC rules

Shirt #	Name	Team	Group	Day 1	Day 2	Day 3	Day 4	Day 5	Rest	Day 6	Day 7	Day 8	Day 9
				26-jul	27-jul	28-jul	29-jul	30-jul	31-jul	1-aug	2-aug	3-aug	4-aug
13	GONZALEZ REDONDO Yef	VEN	B			28							
14	BLANCO CABRERA Jean	VEN	B		75	X	X	X					

OPENING ROUND – RONDA DE APERTURA

STANDINGS – POSICIÓN DE EQUIPOS

GROUP A – GRUPO A

RK	TEAM – EQUIPO	GP	W	L	AVG	GB
1	 JAPAN	3	3	0	1.000	-
2	 CZECH REPUBLIC	3	2	1	.667	1
2	 CHINESE TAIPEI	3	2	1	.667	1
5	 CUBA	3	1	2	.333	2
5	 SOUTH AFRICA	3	1	2	.333	2
6	 FIJI	3	0	3	.000	3

GROUP B – GRUPO B

RK	TEAM – EQUIPO	GP	W	L	AVG	GB
1	 SOUTH KOREA	2	2	0	1.000	-
2	 MEXICO	3	2	1	.667	0.5
3	 VENEZUELA	3	2	1	.667	0.5
4	 USA	2	1	1	.500	1
5	 ITALY	3	1	2	.333	1.5
6	 AUSTRALIA	3	0	3	.000	2.5

The Teams are placed according the Tournament Regulations for the WBSC.

Los equipos son ordenados en atención a los Reglamentos Oficiales de la WBSC.

OPENING ROUND – RONDA DE APERTURA

SCHEDULE AND RESULTS – CALENDARIO Y RESULTADOS

GROUP A - GRUPO A

 JAPAN

 CHINESE TAIPEI

 CUBA

 CZECH REPUBLIC

 SOUTH AFRICA

 FIJI

GROUP B - GRUPO B

 USA

 SOUTH KOREA

 MEXICO

 AUSTRALIA

 VENEZUELA

 ITALY

FRIDAY JULY 26 – VIERNES 26 DE JULIO, 2019

#	Hour Hora	Stadium Campo	Group Grupo	Away Team Equipo Visitante	Home Team Equipo Local	Score	Inn	
1	10:00	ASPAC B	B	 ITALY	 VENEZUELA	0-15	4	
2	10:00	ASPAC Youth	A	 JAPAN	 CZECH REPUBLIC	21-0	4	
3	14:00	ASPAC B	B	 AUSTRALIA	 USA	0-10	5	
4	14:00	ASPAC Youth	B	 MEXICO	 SOUTH KOREA	0-7		
5	14:00	Shan-Hwa	A	 SOUTH AFRICA	 FIJI	28-2	4	
	17:50	ASPAC Youth	WBSC OPENING CEREMONY – CEREMONIA INAUGURAL					
6	18:30	ASPAC Youth	A	 CUBA	 CHINESE TAIPEI	2-4		

SATURDAY JULY 27 – SÁBADO 27 DE JULIO, 2019

#	Hour Hora	Stadium Campo	Group Grupo	Away Team Equipo Visitante	Home Team Equipo Local	Score	Inn
7	10:00	ASPAC B	A	 CZECH REPUBLIC	 FIJI	30-1	4
8	10:00	ASPAC Youth	B	 SOUTH KOREA	 AUSTRALIA	13-0	
9	14:00	ASPAC B	B	 VENEZUELA	 USA	7-6	
10	14:00	ASPAC Youth	A	 CUBA	 JAPAN	0-6	
11	14:00	Shan-Hwa	B	 ITALY	 MEXICO	0-1	
12	18:30	ASPAC Youth	A	 CHINESE TAIPEI	 SOUTH AFRICA	19-0	4

Local time in Chinese Taipei / Hora local en China Taipéi

OPENING ROUND – RONDA DE APERTURA

SCHEDULE AND RESULTS – CALENDARIO Y RESULTADOS

SUNDAY JULY 28 – DOMINGO 28 DE JULIO, 2019

#	Hour Hora	Stadium Campo	Group Grupo	Away Team Equipo Visitante	Home Team Equipo Local	Score	Inn
13	10:00	ASPAC B	A	FIJI	CUBA	1-27	4
14	10:00	ASPAC Youth	B	VENEZUELA	MEXICO	6-10	
15	14:00	ASPAC B	A	CZECH REPUBLIC	SOUTH AFRICA	21-4	5
16	14:00	ASPAC Youth	B	USA	SOUTH KOREA	POST.	
17	14:00	Shan-Hwa	B	AUSTRALIA	ITALY	4-6	
18	18:30	ASPAC Youth	A	JAPAN	CHINESE TAIPEI	7-4	

MONDAY JULY 29 – LUNES 29 DE JULIO, 2019

#	Hour Hora	Stadium Campo	Group Grupo	Away Team Equipo Visitante	Home Team Equipo Local	Score	Inn
19	10:00	ASPAC B	B	MEXICO	AUSTRALIA		
20	10:00	ASPAC Youth	A	FIJI	JAPAN		
21	14:00	ASPAC B	B	ITALY	USA		
22	14:00	ASPAC Youth	B	VENEZUELA	SOUTH KOREA		
23	14:00	Shan-Hwa	A	SOUTH AFRICA	CUBA		
24	18:30	ASPAC Youth	A	CHINESE TAIPEI	CZECH REPUBLIC		

TUESDAY JULY 30 – MARTES 30 DE JULIO, 2019

#	Hour Hora	Stadium Campo	Group Grupo	Away Team Equipo Visitante	Home Team Equipo Local	Score	Inn
25	10:00	ASPAC B	B	AUSTRALIA	VENEZUELA		
26	10:00	ASPAC Youth	B	SOUTH KOREA	ITALY		
27	14:00	ASPAC B	B	USA	MEXICO		
28	14:00	ASPAC Youth	A	SOUTH AFRICA	JAPAN		
29	14:00	Shan-Hwa	A	CZECH REPUBLIC	CUBA		
30	18:30	ASPAC Youth	A	FIJI	CHINESE TAIPEI		

WEDNESDAY JULY 31 – MIERCOLES 31 DE JULIO, 2019

#	Hour Hora	Stadium Campo	Group Grupo	Away Team Equipo Visitante	Home Team Equipo Local	Score	Inn
16	10:00	ASPAC Youth	B	USA	SOUTH KOREA		

Local time in Chinese Taipei / Hora local en China Taipéi

GAME SUMMARY - RESULTADO DEL JUEGO 13



FIJI-CUBA



Cuba 27, Fiji 1

Jul 28, 2019 at Tainan (TPE), ASPAC B

```
-----
Fiji.....10  0 0 -  1  1  2  (0-3)
Cuba.....7(15)5 X - 27 23  1  (1-2)
-----
```

Pitchers:

Fiji - CAMA Manasa Loco, TAMATA Samu

Cuba - RODRIGUEZ DIAZ Yeison Raciél, SANTA CRUZ DE OVIEDO CARBALLEA Anthony, SAEZ RIBALTA Christian, SARDUY FORTES Boris Luis

Win: SANTA CRUZ DE OVIEDO CARBALLEA Anthony (1-0)

Loss: CAMA Manasa Loco (0-1)

Homeruns: Cuba: SANDOVAL MORALES Marlon De Jesus

Attendance: 117

Start: 10:00

Time: 1:07

Weather: Partly Cloudy

Game Notes: None

Umpires: HP-BLOUNT Eric (RSA), 1B-WU Chang-Yu (TPE), 2B-NASH Benjamin (AUS), 3B-TUNG Min-An (TPE)

TC: WILLIAMS Glenn (AUS), HUANG Ken (TPE)

Scorers: TODD Nathalie (AUS), CHAN Cindy (HKG), CHUANG Ya-Li (TPE)

GAME SUMMARY - RESULTADO DEL JUEGO 14



VENEZUELA-MEXICO



Mexico 10, Venezuela 6

Jul 28, 2019 at Tainan (TPE), ASPAC Youth

```
-----
Venezuela.....310 101 -  6  7  2  (2-1)
Mexico.....504 01X - 10 10  1  (2-1)
-----
```

Pitchers:

Venezuela - ALVARADO ILARRAZA Christopher Daniel, GONZALEZ REDONDO Yeferson Jose, GODOY BOSCAN Rainer Jose

Mexico - ZAVARCE PADRON Juan Pablo, CANIZALES LOPEZ Yustin David

Win: ZAVARCE PADRON Juan Pablo (1-0)

Loss: ALVARADO ILARRAZA Christopher Daniel (0-1)

Homeruns: Venezuela: FERNANDEZ CASTELLANO Johan Jose

Attendance: 362

Start: 10:01

Time: 1:48

Weather: Partly cloudy

Umpires: HP-TSUKADA Atsuo (JPN), 1B-YEH Shih-Wei (TPE), 2B-SANTOSO Ufuk Herlin (INA), 3B-JAN Chung-Chi (TPE)

TC: SATO Mitsuyoshi (BRA), CHANG Shih-Ming (TPE)

Scorers: BUITENHUIS Jason (CAN), WEN Tim (TPE), CHEN Szu-Hsien (TPE)

GAME SUMMARY - RESULTADO DEL JUEGO 15



CZECH REPUBLIC – SOUTH AFRICA



Czech Republic 21, South Africa 4

Jul 28, 2019 at Tainan (TPE), ASPAC B

```
-----
Czech Republic.....126 1(11) - 21 16 1 (2-1)
South Africa.....001 30 - 4 3 6 (1-2)
-----
```

Pitchers:

Czech Republic - HASAL Matyáš, VENTRUBA Vít, SOBOTKA Daniel

South Africa - CLARKE Jayden, ATKINSON Byron Michael, BEDFORD Junaid, STEYN Connor Jarred

Win: HASAL Matyáš (1-0)

Loss: CLARKE Jayden (1-1)

Save: SOBOTKA Daniel (1)

Homeruns: Czech Republic: EL GHANNAMOVÁ Kristýna

Attendance: 300

Start: 15:29

Time: 2:10

Weather: Cloudy

Game Notes: Rain delay from 14:00 to 15:30

Umpires: HP-WU Chang-Yu (TPE), 1B-KIM Junoh (KOR), 2B-BLOUNT Eric (RSA), 3B-NASH Benjamin (AUS)

TC: WILLIAMS Glenn (AUS), HUANG Ken (TPE)

Scorers: CHAN Cindy (HKG), BUITENHUIS Jason (CAN), HUANG Fu-Ying (TPE)

GAME SUMMARY - RESULTADO DEL JUEGO 16



USA-SOUTH KOREA



**Game postponed due to rain.
Re-scheduled for Wed 31 July at 10:00
ASPAC Youth**

GAME SUMMARY - RESULTADO DEL JUEGO 17



AUSTRALIA-ITALY



Italy 6, Australia 4

Jul 28, 2019 at Tainan (TPE), Shan-Hwa

```
-----
Australia.....011 020 - 4 6 6 (0-3)
Italy.....012 21X - 6 9 1 (1-2)
-----
```

Pitchers:

Australia - NATI Joshua Roger, MOCHIZUKI Riku, ROMERO Rubens Alonso

Italy - DI PERSIA Daniele, MAZZANTI Riccardo

Win: MAZZANTI Riccardo (1-0)

Loss: NATI Joshua Roger (0-1)

Homeruns: Australia: NATI Joshua Roger

Attendance: 270

Start: 13:59

Time: 2:02

Weather: Partly cloudy

Umpires: HP-SILVANIC Jill (USA), 1B-LICOURT Juan (CUB), 2B-TSAI Kuo-Cheng (TPE), 3B-MOO Eva (HKG)

TC: TO Nicky (HKG), YEH Calvin (TPE)

Scorers: MOLONEY Jennie (AUS), CHU Ming-Tan (TPE), KO Huei-Chen, Jessie (TPE)

GAME SUMMARY - RESULTADO DEL JUEGO 18



JAPAN-CHINESE TAIPEI



Japan 7, Chinese Taipei 4

Jul 28, 2019 at Tainan (TPE), ASPAC Youth

```
-----
Japan.....312 001 - 7 7 1 (3-0)
Chinese Taipei.....010 201 - 4 7 2 (2-1)
-----
```

Pitchers:

Japan - HAYASHI Kyonosuke, KAWAGOE Kotaro, KUWAMOTO Shinsuke

Chinese Taipei - HSU Tzu-Cheng, LIN Cheng-Yu, CHANG Yao-Yun

Win: HAYASHI Kyonosuke (1-0)

Loss: HSU Tzu-Cheng (0-1)

Save: KUWAMOTO Shinsuke (1)

Homeruns: Japan: TAKAHASHI Shosei

Attendance: 5470

Start: 19:03

Time: 1:53

Weather: Cloudy

Game Notes: Game delay due to rain

Umpires: HP-MACCHIARELLI Yuri (ITA), 1B-WATSON Travis (NZL), 2B-JIANG Hanzhi (CHN), 3B-MOO Eva (HKG)

TC: LESFARGUES Stephen (FRA), LEBLANC Gerry (CAN)

Scorers: BUITENHUIS Jason (CAN), WEN Tim (TPE), CHUANG Ya-Li (TPE)

SUPER ROUND, CONSOLATION ROUND AND FINALS SUPER GRUPO, RONDA DE CONSOLACIÓN Y FINALES

SCHEDULE AND RESULTS – CALENDARIO Y RESULTADOS

SUPER ROUND SUPER GRUPO	CONSOLATION ROUND RONDA DE CONSOLACIÓN
1A	4A
1B	4B
2A	5A
2B	5B
3A	6A
3B	6B

THURSDAY AUGUST 1 – JUEVES 1 DE AGOSTO, 2019

#	Hour Hora	Stadium Campo	Group Grupo	Away Team Equipo Visitante	Home Team Equipo Local	Score	Inn
1		ASPAC Youth	SR	A3	B2		
2		ASPAC Youth	SR	A2	B1		
3		ASPAC Youth	SR	B3	A1		
4		ASPAC B	CON	B6	A5		
5		ASPAC B	CON	A6	B4		
6		Shan-Hwa	CON	B5	A4		

FRIDAY AUGUST 2 – VIERNES 1 DE AGOSTO, 2019

#	Hour Hora	Stadium Campo	Group Grupo	Away Team Equipo Visitante	Home Team Equipo Local	Score	Inn
7		ASPAC Youth	SR	A3	B3 (*)		
8		ASPAC Youth	SR	A2	B2 (*)		
9		ASPAC Youth	SR	A1	B1 (*)		
10		ASPAC B	CON	A6	B6 (*)		
11		ASPAC B	CON	A5	B5 (*)		
12		Shan-Hwa	CON	A4	B4(*)		

(*) Cointoss to determine home team / El equipo local se determinará por el lanzamiento de moneda.

Local time in Chinese Taipei / Hora local en China Taipéi

**SUPER ROUND, CONSOLATION ROUND AND FINALS
SUPER GRUPO, RONDA DE CONSOLACIÓN Y FINALES**

SCHEDULE AND RESULTS – CALENDARIO Y RESULTADOS

SATURDAY AUGUST 3 – SÁBADO 3 DE AGOSTO, 2019

#	Hour Hora	Stadium Campo	Group Grupo	Away Team Equipo Visitante	Home Team Equipo Local	Score	Inn
13		ASPAC Youth	SR	A3	B1		
14		ASPAC Youth	SR	B3	A2		
15		ASPAC Youth	SR	B2	A1		
16		ASPAC B	CON	B6	A4		
17		ASPAC B	CON	A5	B4		
18		Shan-Hwa	CON	A6	B5		

SUNDAY AUGUST 4 – DOMINGO 4 DE AGOSTO, 2019

#	Hour Hora	Stadium Campo	Group Grupo	Away Team Equipo Visitante	Home Team Equipo Local	Score	Inn	
19	14:00	ASPAC Youth	BRONZE 	4th Place after SR	3rd Place after SR			
20	18:30	ASPAC Youth	GOLD 	2nd Place after SR	1st Place after SR			
		ASPAC Youth	WBSC	CLOSING CEREMONY – CEREMONIA DE CLAUSURA				

Local time in Chinese Taipei / Hora local en China Taipéi

TEAM'S STATS RANKING

ESTADÍSTICAS POR EQUIPO

(INCLUDING GAMES 1-18 - INCLUYENDO PARTIDOS DEL 1 AL 18)

BATTING – BATEO

TEAM	AVG	G	AB	R	H	2B	3B	HR	RBI	TB	SLG%	BB	HP	SO	GDP	OB%	SF	SH	SB-ATT
Czech Republic	.473	3	74	51	35	12	4	1	43	58	.784	16	5	11	0	.566	4	2	28-28
Cuba	.413	3	75	29	31	10	6	1	24	56	.747	5	3	12	0	.464	1	0	3-3
Venezuela	.413	3	75	28	31	7	1	5	25	55	.733	7	2	13	0	.476	0	1	3-4
Japan	.409	3	71	34	29	9	0	2	34	44	.620	14	1	12	0	.500	2	2	18-19
United States	.388	2	49	16	19	7	0	3	15	35	.714	8	3	6	0	.500	0	0	10-11
Korea	.362	2	47	20	17	3	0	1	16	23	.489	8	3	9	0	.475	1	1	16-16
Chinese Taipei	.356	3	73	27	26	7	2	1	24	40	.548	7	1	10	1	.410	2	0	9-9
Mexico	.261	3	69	11	18	4	0	0	6	22	.319	5	3	15	0	.338	0	0	1-1
South Africa	.261	3	46	32	12	2	3	0	16	20	.435	28	5	14	0	.570	0	1	30-35
Italy	.208	3	53	6	11	0	0	0	4	11	.208	5	1	17	0	.288	0	1	2-2
Australia	.123	3	57	4	7	2	0	1	4	12	.211	2	0	20	0	.153	0	0	2-2
Fiji	.077	3	39	4	3	0	0	0	3	3	.077	2	3	26	0	.182	0	0	6-6
TOTALS	.328	17	728	262	239	63	16	15	214	379	.521	107	30	165	1	.430	10	8	128-136

PITCHING – PITCHEO

TEAM	ERA	W-L	SV	IP	GS	CG	SHO	H	R	ER	BB	SO	2B	3B	HR	AB	B/Avg	WP	HP	IP	SHA	SFA
Korea	0.00	2-0	0	11.0	2	0	0	6	0	0	1	13	3	0	0	41	.146	0	0	0	0	0
Japan	1.13	3-0	1	16.0	3	0	0	11	4	3	1	18	3	0	0	58	.190	1	1	2	0	1
Cuba	2.57	1-2	0	14.0	3	1	0	10	11	6	7	17	2	0	0	51	.196	4	2	1	1	0
Chinese Taipei	3.38	2-1	0	16.0	3	0	0	12	9	9	4	23	3	0	2	57	.211	0	1	1	1	1
Venezuela	3.60	2-1	1	15.0	3	1	1	16	16	9	8	18	3	0	0	61	.262	4	5	1	0	0
United States	3.82	1-1	0	11.0	2	1	1	11	7	7	2	8	2	1	1	45	.244	4	1	0	0	0
Mexico	3.88	2-1	1	17.0	3	0	0	16	13	11	9	18	3	0	1	60	.267	3	2	1	3	1
Italy	6.43	1-2	0	14.0	3	1	0	22	20	15	7	14	6	0	4	66	.333	1	0	1	0	0
Czech Republic	9.23	2-1	1	13.0	3	0	0	19	26	20	12	12	5	1	0	58	.328	2	1	3	1	1
Australia	10.05	0-3	0	14.1	3	0	0	32	29	24	8	9	6	0	4	76	.421	12	4	4	0	0
South Africa	14.77	1-2	0	13.0	3	0	0	34	42	32	12	13	11	2	2	73	.466	8	3	3	1	2
Fiji	32.18	0-3	0	11.0	3	0	0	50	85	59	36	3	16	12	1	81	.617	14	10	5	2	3
TOTALS	7.08	17-17	4	165.1	34	4	2	239	262	195	107	166	63	16	15	727	.329	53	30	22	9	9

DEFENSE – DEFENSA

TEAM	C	PO	A	E	DP	FLD%	CSB	SBA	SBA%	CI	PB
Czech Republic	66	39	20	7	1	.894	2	19	.905	0	0
Cuba	63	42	17	4	0	.937	0	7	1.000	0	1
Venezuela	63	45	14	4	0	.937	1	3	.750	1	0
Japan	69	48	18	3	2	.957	0	0	0	0	0
United States	50	33	15	2	0	.960	0	1	1.000	0	0
Korea	48	33	12	3	0	.938	0	0	0	0	0
Chinese Taipei	73	48	23	2	1	.973	1	3	.750	0	0
Mexico	75	51	21	3	1	.960	0	4	1.000	0	0
South Africa	58	39	9	10	1	.828	0	27	1.000	0	0
Italy	62	42	15	5	0	.919	1	4	.800	0	0
Australia	68	43	15	10	0	.853	0	22	1.000	0	2
Fiji	62	33	17	12	0	.806	3	38	.927	0	0
TOTALS		757	496	196	65	.914	8	128	.941	1	3

TEAM'S STATS - ESTADÍSTICAS DE EQUIPO (INCLUDING GAMES 1-18 - INCLUYENDO JUEGOS DEL 1 AL 18)



AUSTRALIA

AUS

Overall Statistics for Australia (as of Jul 28, 2019)
(All Games, Sorted by Batting Avg)

Record: Tournament: 0-3 / Opening Round: 0-3 / : -

#	PLAYER	AVG	GP-GS	AB	R	H	2B	3B	HR	RBI	TB	SLG%	BB	HP	SO	GDP	OB%	SF	SH	SB-ATT
21	NATI Joshua Roger	.429	3-3	7	1	3	2	0	1	3	8	1.143	0	0	1	0	.429	0	0	0-0
7	MOCHIZUKI Riku	.250	3-1	4	0	1	0	0	0	0	1	.250	0	0	1	0	.250	0	0	0-0
6	LEVICK Sam Matthew	.200	2-2	5	0	1	0	0	0	1	1	.200	0	0	2	0	.200	0	0	0-0
16	VELLA Lachlan Anth	.167	3-3	6	1	1	0	0	0	0	1	.167	1	0	0	0	.286	0	0	0-0
11	COOPER Riley James	.143	3-3	7	1	1	0	0	0	0	1	.143	0	0	2	0	.143	0	0	1-1
8	DURRINGTON Max Ast	.000	3-3	5	1	0	0	0	0	0	0	.000	1	0	0	0	.167	0	0	1-1
18	BALLANTYNE Alasdai	.000	1-0	1	0	0	0	0	0	0	0	.000	0	0	1	0	.000	0	0	0-0
2	HEAP Lachlan Murra	.000	3-3	4	0	0	0	0	0	0	0	.000	0	0	2	0	.000	0	0	0-0
14	KENT William Thoma	.000	1-1	1	0	0	0	0	0	0	0	.000	0	0	1	0	.000	0	0	0-0
20	KIDDLE Liam David	.000	1-1	1	0	0	0	0	0	0	0	.000	0	0	1	0	.000	0	0	0-0
19	LAMBERT Isobel Joa	.000	2-2	4	0	0	0	0	0	0	0	.000	0	0	2	0	.000	0	0	0-0
9	MOYLE Austin Jeffr	.000	1-0	1	0	0	0	0	0	0	0	.000	0	0	1	0	.000	0	0	0-0
13	ROMERO Rubens Alon	.000	2-1	2	0	0	0	0	0	0	0	.000	0	0	0	0	.000	0	0	0-0
17	SLAPETTA Simon	.000	2-2	4	0	0	0	0	0	0	0	.000	0	0	2	0	.000	0	0	0-0
22	THWAITES Daniel Jo	.000	2-2	3	0	0	0	0	0	0	0	.000	0	0	2	0	.000	0	0	0-0
12	OLIPHANT Riley Jam	.000	2-0	2	0	0	0	0	0	0	0	.000	0	0	2	0	.000	0	0	0-0
Totals		.123		57	4	7	2	0	1	4	12	.211	2	0	20	0	.153	0	0	2-2
Opponents		.416		77	29	32	6	0	4	23	50	.649	8	4	9	0	.494	0	0	22-22

(All Games, Sorted by Earned Run Avg)

#	PLAYER	ERA	W-L	SV	IP	G	GS	CG	SHO	H	R	ER	BB	SO	2B	3B	HR	AB	B/Avg	WP	HP	IP	SHA	SFA
13	ROMERO Rubens Alon	0.00	0-0	0	0.2	1	0	0	0	1	0	0	0	1	0	0	0	3	.333	1	0	0	0	0
21	NATI Joshua Roger	1.80	0-1	0	3.1	1	1	0	0	6	4	1	0	3	0	0	0	17	.353	2	1	0	0	0
7	MOCHIZUKI Riku	6.00	0-0	0	1.0	1	0	0	0	2	2	1	0	1	0	0	0	5	.400	2	0	1	0	0
22	THWAITES Daniel Jo	7.20	0-1	0	3.1	1	1	0	0	7	4	4	2	1	5	0	0	16	.438	3	0	1	0	0
10	HAEUSLER Kristian	11.25	0-0	0	2.2	1	0	0	0	4	6	5	1	2	1	0	1	13	.308	1	1	0	0	0
18	BALLANTYNE Alasdai	18.00	0-0	0	1.1	1	0	0	0	4	4	4	0	0	0	0	0	8	.500	1	1	1	0	0
17	SLAPETTA Simon	18.00	0-1	0	1.0	1	1	0	0	2	3	3	3	1	0	0	0	5	.400	2	0	1	0	0
9	MOYLE Austin Jeffr	36.00	0-0	0	0.2	1	0	0	0	4	4	4	1	0	0	0	2	6	.667	0	0	0	0	0
12	OLIPHANT Riley Jam	36.00	0-0	0	0.1	1	0	0	0	2	2	2	1	0	0	0	1	3	.667	0	1	0	0	0
Totals		10.05	0-3	0	14.1	3	3	0	0	32	29	24	8	9	6	0	4	76	.421	12	4	4	0	0
Opponents		1.50	3-0	0	16.0	3	3	1	1	7	4	4	2	20	2	0	1	57	.123	0	0	0	0	0

(All Games, Sorted by Fielding Pct)

#	PLAYER	C	PO	A	E	DP	FLD%	CSB	SBA	SBA%	CI	PB
22	THWAITES Daniel Jo	9	8	1	0	0	1.000	0	0	0	0	0
2	HEAP Lachlan Murra	8	3	5	0	0	1.000	0	0	0	0	0
20	KIDDLE Liam David	3	3	0	0	0	1.000	0	13	1.000	0	2
21	NATI Joshua Roger	14	9	4	1	0	.929	0	0	0	0	0
8	DURRINGTON Max Ast	7	2	4	1	0	.857	0	0	0	0	0
6	LEVICK Sam Matthew	6	4	1	1	0	.833	0	9	1.000	0	0
17	SLAPETTA Simon	5	4	0	1	0	.800	0	0	0	0	0
16	VELLA Lachlan Anth	5	4	0	1	0	.800	0	0	0	0	0
11	COOPER Riley James	4	3	0	1	0	.750	0	0	0	0	0
19	LAMBERT Isobel Joa	2	1	0	1	0	.500	0	0	0	0	0
12	OLIPHANT Riley Jam	2	1	0	1	0	.500	0	0	0	0	0
7	MOCHIZUKI Riku	3	1	0	2	0	.333	0	0	0	0	0
Totals		68	43	15	10	0	.853	0	22	1.000	0	2
Opponents		66	48	15	3	0	.955	0	2	1.000	0	0

TEAM'S STATS - ESTADÍSTICAS DE EQUIPO (INCLUDING GAMES 1-18 - INCLUYENDO JUEGOS DEL 1 AL 18)



CHINESE TAIPEI

TPE

Overall Statistics for Chinese Taipei (as of Jul 28, 2019)
(All Games, Sorted by Batting Avg)

Record: Tournament: 2-1 / Opening Round: 2-1 / : -

#	PLAYER	AVG	GP-GS	AB	R	H	2B	3B	HR	RBI	TB	SLG%	BB	HP	SO	GDP	OB%	SF	SH	SB-ATT
11	LIN Cheng-Yu	1.000	3-0	1	1	1	0	0	0	0	1	1.000	0	0	0	0	1.000	0	0	0-0
10	HUANG Tien-Szu	.700	3-3	10	4	7	1	1	0	8	10	1.000	0	0	1	0	.700	0	0	0-0
8	CHIANG Tsung-Chun	.500	3-3	10	5	5	1	0	1	3	9	.900	0	0	2	0	.500	0	0	2-2
4	KA LI LU Man Ko Ko	.500	1-1	2	1	1	0	0	0	1	1	.500	0	0	0	0	.500	0	0	0-0
9	KUO Chen-An	.400	2-1	5	0	2	0	1	0	1	4	.800	0	0	0	0	.400	0	0	0-0
3	TSAI Wei-Chen	.400	2-2	5	3	2	2	0	0	2	4	.800	1	0	0	0	.500	0	0	1-1
2	JIANG Ting-Yi	.375	3-3	8	2	3	2	0	0	4	5	.625	0	0	1	0	.333	1	0	0-0
7	CHANG Yao-Yun	.250	3-3	8	2	2	0	0	0	1	2	.250	0	0	0	0	.250	0	0	1-1
16	YU Yan-Cheng	.250	3-1	4	1	1	0	0	0	0	1	.250	0	0	0	0	.250	0	0	0-0
1	CHEN Kai-Sheng	.200	3-3	5	2	1	0	0	0	1	1	.200	2	0	1	1	.429	0	0	2-2
5	YEH Hung-Jen	.143	3-3	7	4	1	1	0	0	2	2	.286	3	0	0	0	.400	0	0	3-3
14	HSU Tzu-Cheng	.000	2-2	3	0	0	0	0	0	0	0	.000	0	0	3	0	.000	0	0	0-0
13	WANG Yu-EN	.000	1-0	1	1	0	0	0	0	0	0	.000	1	0	1	0	.500	0	0	0-0
12	CYUAN Ruei	.000	1-0	0	0	0	0	0	0	1	0	.000	0	0	0	0	.000	1	0	0-0
6	WU Yi-Rui	.000	3-2	4	0	0	0	0	0	0	0	.000	0	0	1	0	.000	0	0	0-0
15	ZHU Yu-Ming	.000	1-0	0	1	0	0	0	0	0	0	.000	0	1	0	0	1.000	0	0	0-0
Totals		.356		73	27	26	7	2	1	24	40	.548	7	1	10	1	.410	2	0	9-9
Opponents		.211		57	9	12	3	0	2	9	21	.368	4	1	23	0	.270	1	1	3-4

(All Games, Sorted by Earned Run Avg)

#	PLAYER	ERA	W-L	SV	IP	G	GS	CG	SHO	H	R	ER	BB	SO	2B	3B	HR	AB	B/Avg	WP	HP	IP	SHA	SFA
18	CHEN YU AN	0.00	1-0	0	1.0	1	0	0	0	0	0	0	1	2	0	0	0	2	.000	0	0	0	0	0
7	CHANG Yao-Yun	0.00	0-0	0	1.1	2	0	0	0	0	0	0	0	2	0	0	0	4	.000	0	0	0	0	0
12	CYUAN Ruei	0.00	0-0	0	1.0	1	1	0	0	0	0	0	1	2	0	0	0	3	.000	0	0	0	0	0
1	CHEN Kai-Sheng	2.40	1-0	0	5.0	1	1	0	0	5	2	2	0	4	1	0	0	20	.250	0	0	1	0	0
11	LIN Cheng-Yu	3.86	0-0	0	4.2	2	0	0	0	4	3	3	0	9	1	0	1	17	.235	0	0	0	0	1
14	HSU Tzu-Cheng	8.00	0-1	0	3.0	2	1	0	0	3	4	4	2	4	1	0	1	11	.273	0	1	0	1	0
Totals		3.38	2-1	0	16.0	3	3	0	0	12	9	9	4	23	3	0	2	57	.211	0	1	1	1	1
Opponents		6.40	1-2	1	15.0	3	3	1	0	26	27	16	7	10	7	2	1	73	.356	4	1	2	0	2

(All Games, Sorted by Fielding Pct)

#	PLAYER	C	PO	A	E	DP	FLD%	CSB	SBA	SBA%	CI	PB
3	TSAI Wei-Chen	10	10	0	0	0	1.000	0	0	0	0	0
5	YEH Hung-Jen	8	2	6	0	1	1.000	0	0	0	0	0
6	WU Yi-Rui	5	0	5	0	0	1.000	0	0	0	0	0
10	HUANG Tien-Szu	4	0	4	0	0	1.000	0	0	0	0	0
7	CHANG Yao-Yun	3	1	2	0	0	1.000	0	0	0	0	0
8	CHIANG Tsung-Chun	2	2	0	0	0	1.000	0	0	0	0	0
18	CHEN YU AN	1	0	1	0	0	1.000	0	0	0	0	0
11	LIN Cheng-Yu	1	1	0	0	0	1.000	0	0	0	0	0
16	YU Yan-Cheng	1	1	0	0	0	1.000	0	0	0	0	0
2	JIANG Ting-Yi	24	20	3	1	1	.958	1	3	.750	0	0
14	HSU Tzu-Cheng	14	11	2	1	0	.929	0	0	0	0	0
Totals		73	48	23	2	1	.973	1	3	.750	0	0
Opponents		71	45	20	6	1	.915	0	9	1.000	0	1

TEAM'S STATS - ESTADÍSTICAS DE EQUIPO (INCLUDING GAMES 1-18 - INCLUYENDO JUEGOS DEL 1 AL 18)



CUBA



Overall Statistics for Cuba (as of Jul 28, 2019)
(All Games, Sorted by Batting Avg)

Record: Tournament: 1-2 / Opening Round: 1-2 / : -

#	PLAYER	AVG	GP-GS	AB	R	H	2B	3B	HR	RBI	TB	SLG%	BB	HP	SO	GDP	OB%	SF	SH	SB-ATT
47	SARDUY FORTES Bori	1.000	1-1	3	3	3	2	0	0	3	5	1.667	1	0	0	0	1.000	0	0	1-1
56	MACHADO TORRES Ern	1.000	1-0	1	3	1	0	0	0	0	1	1.000	2	0	0	0	1.000	0	0	0-0
24	RODRIGUEZ SERRANO	.750	2-1	4	3	3	1	1	0	4	6	1.500	0	1	0	0	.750	0	0	0-0
12	RODRIGUEZ CUTINO J	.727	3-3	11	5	8	3	1	0	4	13	1.182	0	0	2	0	.727	0	0	0-0
17	ROLO GARCIA Orlani	.500	2-0	2	2	1	0	1	0	2	3	1.500	1	0	0	0	.667	0	0	0-0
10	CRUZ ECHEMENDIA Al	.455	3-3	11	3	5	2	2	0	5	11	1.000	0	0	2	0	.455	0	0	1-1
13	FERRAN COLLAZO Dul	.400	3-3	5	1	2	0	0	0	0	2	.400	0	0	1	0	.400	0	0	0-0
14	PRIETO ALONSO Alej	.375	3-3	8	3	3	1	1	0	2	6	.750	0	1	2	0	.444	0	0	1-1
4	SAEZ RIBALTA Chris	.286	3-3	7	2	2	1	0	0	1	3	.429	1	1	0	0	.444	0	0	0-0
5	VALDES LARRINAGA L	.250	3-1	4	1	1	0	0	0	0	1	.250	0	0	1	0	.250	0	0	0-0
46	SANDOVAL MORALES M	.250	3-2	4	1	1	0	0	1	1	4	1.000	0	0	2	0	.250	0	0	0-0
54	DANGUILLECOURT PIS	.200	3-3	5	0	1	0	0	0	0	1	.200	0	0	1	0	.200	0	0	0-0
15	PRIETO JUSTA Danye	.000	2-1	2	2	0	0	0	0	1	0	.000	0	1	0	0	.250	1	0	0-0
45	MONTALVO PENA Ewan	.000	2-1	2	0	0	0	0	0	0	0	.000	0	0	0	0	.000	0	0	0-0
2	BATISTA CORRALES M	.000	3-1	4	0	0	0	0	0	0	0	.000	0	0	0	0	.000	0	0	0-0
57	ACOSTA ZAMORA Yeis	.000	1-1	2	0	0	0	0	0	1	0	.000	0	0	0	0	.000	0	0	0-0
Totals		.413		75	29	31	10	6	1	24	56	.747	5	3	12	0	.464	1	0	3-3
Opponents		.196		51	11	10	2	0	0	10	12	.235	7	2	17	0	.317	0	1	7-7

(All Games, Sorted by Earned Run Avg)

#	PLAYER	ERA	W-L	SV	IP	G	GS	CG	SHO	H	R	ER	BB	SO	2B	3B	HR	AB	B/Avg	WP	HP	IP	SHA	SFA
10	CRUZ ECHEMENDIA Al	0.00	0-0	0	0.1	1	0	0	0	0	0	0	0	1	0	0	0	1	.000	1	0	0	0	0
21	SANTA CRUZ DE OVIE	0.00	1-0	0	1.1	1	0	0	0	0	0	0	1	4	0	0	0	4	.000	0	0	0	0	0
47	SARDUY FORTES Bori	0.00	0-0	0	1.0	1	0	0	0	0	0	0	0	3	0	0	0	3	.000	0	0	0	0	0
4	SAEZ RIBALTA Chris	0.00	0-0	0	0.2	1	0	0	0	0	0	0	0	0	0	0	0	2	.000	0	0	0	0	0
2	BATISTA CORRALES M	0.00	0-0	0	0.2	1	0	0	0	2	2	0	1	0	1	0	0	4	.500	1	0	1	0	0
14	PRIETO ALONSO Alej	1.20	0-1	0	5.0	1	1	1	0	3	4	1	2	5	0	0	0	20	.150	0	0	0	0	0
54	DANGUILLECOURT PIS	3.60	0-0	0	1.2	1	0	0	0	1	1	1	3	0	0	0	0	5	.200	1	0	0	0	0
98	RODRIGUEZ DIAZ Yei	4.50	0-0	0	1.1	2	1	0	0	1	1	1	0	2	0	0	0	4	.250	0	1	0	0	0
57	ACOSTA ZAMORA Yeis	6.00	0-1	0	1.0	1	1	0	0	2	1	1	0	1	1	0	0	5	.400	0	0	0	0	0
12	RODRIGUEZ CUTINO J	12.00	0-0	0	1.0	1	0	0	0	1	2	2	0	1	0	0	0	3	.333	1	1	0	1	0
Totals		2.57	1-2	0	14.0	3	3	1	0	10	11	6	7	17	2	0	0	51	.196	4	2	1	1	0
Opponents		10.00	2-1	0	15.0	3	3	0	0	31	29	25	5	12	10	6	1	75	.413	6	3	2	0	1

(All Games, Sorted by Fielding Pct)

#	PLAYER	C	PO	A	E	DP	FLD%	CSB	SBA	SBA%	CI	PB
4	SAEZ RIBALTA Chris	13	13	0	0	0	1.000	0	0	0	0	0
15	PRIETO JUSTA Danye	7	6	1	0	0	1.000	0	0	0	0	0
45	MONTALVO PENA Ewan	7	7	0	0	0	1.000	0	4	1.000	0	0
14	PRIETO ALONSO Alej	6	0	6	0	0	1.000	0	0	0	0	0
10	CRUZ ECHEMENDIA Al	5	4	1	0	0	1.000	0	0	0	0	0
57	ACOSTA ZAMORA Yeis	5	5	0	0	0	1.000	0	3	1.000	0	1
2	BATISTA CORRALES M	1	1	0	0	0	1.000	0	0	0	0	0
46	SANDOVAL MORALES M	1	1	0	0	0	1.000	0	0	0	0	0
54	DANGUILLECOURT PIS	7	2	4	1	0	.857	0	0	0	0	0
12	RODRIGUEZ CUTINO J	8	3	3	2	0	.750	0	0	0	0	0
13	FERRAN COLLAZO Dul	3	0	2	1	0	.667	0	0	0	0	0
Totals		63	42	17	4	0	.937	0	7	1.000	0	1
Opponents		67	45	19	3	0	.955	0	3	1.000	0	0

TEAM'S STATS - ESTADÍSTICAS DE EQUIPO

(INCLUDING GAMES 1-18 - INCLUYENDO JUEGOS DEL 1 AL 18)



CZECH REPUBLIC

CZE

Overall Statistics for Czech Republic (as of Jul 28, 2019)
(All Games, Sorted by Batting Avg)

Record: Tournament: 2-1 / Opening Round: 2-1 / : -

#	PLAYER	AVG	GP-GS	AB	R	H	2B	3B	HR	RBI	TB	SLG%	BB	HP	SO	GDP	OB%	SF	SH	SB-ATT
19	EL GHANNAMOVA Kris	1.000	3-1	6	7	6	3	0	1	7	12	2.000	1	0	0	0	1.000	0	0	4-4
63	HASAL MatyaS	.833	3-2	6	8	5	2	0	0	5	7	1.167	4	0	0	0	.818	1	0	5-5
3	NOVAK Jan	.667	2-0	3	2	2	0	1	0	3	4	1.333	0	0	0	0	.667	0	0	0-0
50	PREJDA Max	.500	3-3	12	6	6	0	0	0	4	6	.500	1	0	0	0	.538	0	0	6-6
64	PEROUTKA Pavel Voj	.500	3-3	6	4	3	1	1	0	4	6	1.000	0	1	1	0	.571	0	0	3-3
66	KATZ Jan	.500	2-2	6	3	3	2	1	0	6	7	1.167	0	0	1	0	.500	0	1	1-1
51	HEDL Filip	.500	2-2	2	1	1	0	0	0	2	1	.500	0	0	1	0	.333	1	0	1-1
61	TYLICH TadeaS	.500	2-0	2	2	1	0	0	0	2	1	.500	1	0	0	0	.667	0	0	0-0
68	KOLEV KryStof	.500	1-0	2	0	1	0	0	0	0	1	.500	0	0	0	0	.500	0	0	0-0
6	CAJZ Michal	.375	3-3	8	6	3	2	1	0	3	7	.875	3	1	1	0	.583	0	0	1-1
60	MARTINEK KryStof	.286	3-3	7	3	2	0	0	0	1	2	.286	3	0	4	0	.500	0	0	3-3
20	TAKEDA Matias Akir	.250	3-3	4	3	1	1	0	0	3	2	.500	1	1	0	0	.375	2	0	2-2
67	HLUCHY Nikolas	.250	2-2	4	2	1	1	0	0	1	2	.500	1	0	1	0	.400	0	0	1-1
62	VENTRUBA Vit	.000	2-0	2	2	0	0	0	0	1	0	.000	0	1	0	0	.333	0	0	0-0
45	SOBOTKA Daniel	.000	3-0	3	2	0	0	0	0	1	0	.000	1	1	1	0	.400	0	0	1-1
49	KUBELKA Jan	.000	3-1	1	0	0	0	0	0	0	0	.000	0	0	1	0	.000	0	1	0-0
Totals		.473		74	51	35	12	4	1	43	58	.784	16	5	11	0	.566	4	2	28-28
Opponents		.328		58	26	19	5	1	0	24	26	.448	12	1	12	0	.444	1	1	19-21

(All Games, Sorted by Earned Run Avg)

#	PLAYER	ERA	W-L	SV	IP	G	GS	CG	SHO	H	R	ER	BB	SO	2B	3B	HR	AB	B/Avg	WP	HP	IP	SHA	SFA
58	MARTINSAK Jonas	0.00	0-0	0	1.1	1	1	0	0	0	0	0	1	3	0	0	0	5	.000	0	0	0	0	0
45	SOBOTKA Daniel	0.00	0-0	1	2.0	1	0	0	0	0	0	0	1	1	0	0	0	5	.000	1	0	1	0	0
67	HLUCHY Nikolas	0.00	1-0	0	2.2	1	0	0	0	0	1	0	0	6	0	0	0	9	.000	0	0	0	0	0
63	HASAL MatyaS	2.00	1-0	0	3.0	1	1	0	0	2	1	1	1	2	0	0	0	9	.222	0	0	1	1	0
3	NOVAK Jan	6.00	0-0	0	1.0	1	0	0	0	1	1	1	1	0	0	0	0	4	.250	1	0	0	0	0
66	KATZ Jan	27.00	0-0	0	0.2	1	0	0	0	3	3	3	1	0	1	0	0	5	.600	0	0	0	0	0
62	VENTRUBA Vit	28.80	0-0	0	1.2	2	0	0	0	6	8	8	3	0	2	1	0	10	.600	0	1	0	0	0
68	KOLEV KryStof	54.00	0-1	0	0.1	1	1	0	0	4	7	3	3	0	2	0	0	6	.667	0	0	1	0	1
19	EL GHANNAMOVA Kris	72.00	0-0	0	0.1	1	0	0	0	3	5	4	1	0	0	0	0	5	.600	0	0	0	0	0
Totals		9.23	2-1	1	13.0	3	3	0	0	19	26	20	12	12	5	1	0	58	.328	2	1	3	1	1
Opponents		16.15	1-2	0	13.0	3	3	0	0	35	51	35	16	11	12	4	1	74	.473	6	5	4	3	3

(All Games, Sorted by Fielding Pct)

#	PLAYER	C	PO	A	E	DP	FLD%	CSB	SBA	SBA%	CI	PB
6	CAJZ Michal	17	16	1	0	1	1.000	0	0	0	0	0
19	EL GHANNAMOVA Kris	8	6	2	0	0	1.000	2	4	.667	0	0
45	SOBOTKA Daniel	6	6	0	0	0	1.000	0	2	1.000	0	0
60	MARTINEK KryStof	6	3	3	0	1	1.000	0	0	0	0	0
20	TAKEDA Matias Akir	3	1	2	0	0	1.000	0	0	0	0	0
3	NOVAK Jan	3	1	2	0	0	1.000	0	0	0	0	0
67	HLUCHY Nikolas	2	1	1	0	0	1.000	0	0	0	0	0
64	PEROUTKA Pavel Voj	1	1	0	0	0	1.000	0	0	0	0	0
58	MARTINSAK Jonas	1	0	1	0	0	1.000	0	0	0	0	0
66	KATZ Jan	1	0	1	0	0	1.000	0	0	0	0	0
61	TYLICH TadeaS	1	0	1	0	0	1.000	0	0	0	0	0
47	NEDVSD Filip	1	1	0	0	0	1.000	0	13	1.000	0	0
50	PREJDA Max	6	1	3	2	0	.667	0	0	0	0	0
51	HEDL Filip	3	2	0	1	0	.667	0	0	0	0	0
63	HASAL MatyaS	3	0	2	1	0	.667	0	0	0	0	0
68	KOLEV KryStof	3	0	1	2	0	.333	0	0	0	0	0
62	VENTRUBA Vit	1	0	0	1	0	.000	0	0	0	0	0
Totals		66	39	20	7	1	.894	2	19	.905	0	0
Opponents		62	39	12	11	1	.823	0	28	1.000	0	0

TEAM'S STATS - ESTADÍSTICAS DE EQUIPO

(INCLUDING GAMES 1-18 - INCLUYENDO JUEGOS DEL 1 AL 18)



FIJI

FIJ

Overall Statistics for Fiji (as of Jul 28, 2019)
(All Games, Sorted by Batting Avg)

Record: Tournament: 0-3 / Opening Round: 0-3 / : -

#	PLAYER	AVG	GP-GS	AB	R	H	2B	3B	HR	RBI	TB	SLG%	BB	HP	SO	GDP	OB%	SF	SH	SB-ATT
9	BAINIKORO Asaeli M	.500	3-2	2	1	1	0	0	0	1	1	.500	1	1	0	0	.750	0	0	1-1
6	HICKS Philip Franc	.250	3-3	4	1	1	0	0	0	0	1	.250	0	0	3	0	.250	0	0	1-1
16	VEREIVALU Isikeli	.200	3-3	5	0	1	0	0	0	0	1	.200	0	0	4	0	.200	0	0	0-0
14	BIAUKULA Filipe Wi	.000	2-2	2	0	0	0	0	0	0	0	.000	0	0	1	0	.000	0	0	0-0
4	LEE George Mitchel	.000	2-1	2	0	0	0	0	0	1	0	.000	0	0	1	0	.000	0	0	0-0
7	VODOWAQAVUKA Jone	.000	3-3	5	1	0	0	0	0	0	0	.000	0	0	4	0	.000	0	0	2-2
10	SILIMAIBAU Junior	.000	2-1	2	0	0	0	0	0	0	0	.000	0	0	2	0	.000	0	0	0-0
5	MOCELUTU Kitione R	.000	1-1	1	0	0	0	0	0	0	0	.000	0	0	1	0	.000	0	0	0-0
12	ANTHONY Liam	.000	2-0	1	0	0	0	0	0	0	0	.000	0	0	1	0	.000	0	0	0-0
1	CAMA Manasa Loco	.000	2-2	2	0	0	0	0	0	0	0	.000	0	0	1	0	.000	0	0	0-0
2	VAKA Nimilote Lua	.000	3-3	5	0	0	0	0	0	1	0	.000	0	1	3	0	.167	0	0	0-0
8	TAMATA Samu	.000	1-1	1	0	0	0	0	0	0	0	.000	0	0	1	0	.000	0	0	0-0
13	TOKALAULEVU Samuel	.000	3-2	3	0	0	0	0	0	0	0	.000	1	0	1	0	.250	0	0	1-1
11	BESE Tomasi Suwata	.000	2-1	2	0	0	0	0	0	0	0	.000	0	0	2	0	.000	0	0	0-0
3	JOHNS William Mich	.000	2-2	2	1	0	0	0	0	0	0	.000	0	1	1	0	.333	0	0	1-1
Totals		.77		39	4	3	0	0	0	3	3	.77	2	3	26	0	.182	0	0	6-6
Opponents		.617		81	85	50	16	12	1	64	93	1.148	36	10	2	0	.733	4	1	38-41

(All Games, Sorted by Earned Run Avg)

#	PLAYER	ERA	W-L	SV	IP	G	GS	CG	SHO	H	R	ER	BB	SO	2B	3B	HR	AB	B/Avg	WP	HP	IP	SHA	SFA
6	HICKS Philip Franc	0.00	0-0	0	0.0	1	0	0	0	1	3	3	3	0	1	0	0	1	1.000	1	0	1	0	0
16	VEREIVALU Isikeli	0.00	0-0	0	0.1	1	0	0	0	0	9	0	5	0	0	0	0	3	.000	0	2	0	0	0
12	ANTHONY Liam	0.00	0-0	0	0.1	1	0	0	0	0	6	0	5	1	0	0	0	2	.000	2	0	0	0	0
14	BIAUKULA Filipe Wi	4.50	0-0	0	1.1	2	0	0	0	4	3	1	2	0	0	1	0	7	.571	1	0	1	1	0
3	JOHNS William Mich	9.00	0-1	0	2.0	2	1	0	0	2	3	3	4	0	1	0	0	7	.286	0	2	0	0	0
7	VODOWAQAVUKA Jone	12.00	0-0	0	1.0	1	0	0	0	1	2	2	4	0	1	0	0	2	.500	2	0	1	0	0
5	MOCELUTU Kitione R	30.00	0-0	0	1.0	2	0	0	0	3	6	5	2	2	0	0	0	7	.429	0	2	0	0	0
8	TAMATA Samu	30.00	0-0	0	1.0	1	0	0	0	7	5	5	0	0	1	1	1	9	.778	0	0	0	0	0
9	BAINIKORO Asaeli M	45.00	0-0	0	0.2	2	0	0	0	6	9	5	1	0	1	2	0	8	.750	1	0	0	1	1
2	VAKA Nimilote Lua	49.50	0-1	0	1.1	2	1	0	0	8	11	11	2	0	3	2	0	11	.727	0	1	0	0	1
1	CAMA Manasa Loco	54.00	0-1	0	2.0	1	1	0	0	16	22	18	5	0	8	5	0	22	.727	6	2	1	0	1
4	LEE George Mitchel	162.00	0-0	0	0.0	1	0	0	0	2	6	6	3	0	0	1	0	2	1.000	1	1	1	0	0
Totals		31.24	0-3	0	11.1	3	3	0	0	50	85	59	36	3	16	12	1	81	.617	14	10	5	2	3
Opponents		1.50	3-0	0	12.0	3	3	0	0	3	4	3	2	26	0	0	0	39	.077	0	3	0	0	0

(All Games, Sorted by Fielding Pct)

#	PLAYER	C	PO	A	E	DP	FLD%	CSB	SBA	SBA%	CI	PB
7	VODOWAQAVUKA Jone	11	11	0	0	0	1.000	0	0	0	0	0
12	ANTHONY Liam	4	1	3	0	0	1.000	0	0	0	0	0
3	JOHNS William Mich	3	2	1	0	0	1.000	0	0	0	0	0
13	TOKALAULEVU Samuel	2	1	1	0	0	1.000	0	3	1.000	0	0
1	CAMA Manasa Loco	1	0	1	0	0	1.000	0	0	0	0	0
8	TAMATA Samu	1	1	0	0	0	1.000	0	0	0	0	0
11	BESE Tomasi Suwata	1	1	0	0	0	1.000	0	0	0	0	0
6	HICKS Philip Franc	6	3	2	1	0	.833	0	0	0	0	0
2	VAKA Nimilote Lua	5	3	1	1	0	.800	0	0	0	0	0
16	VEREIVALU Isikeli	4	2	1	1	0	.750	1	14	.933	0	0
14	BIAUKULA Filipe Wi	7	3	2	2	0	.714	0	0	0	0	0
9	BAINIKORO Asaeli M	6	1	3	2	0	.667	0	0	0	0	0
10	SILIMAIBAU Junior	9	4	1	4	0	.556	2	21	.913	0	0
4	LEE George Mitchel	2	0	1	1	0	.500	0	0	0	0	0
Totals		62	33	17	12	0	.806	3	38	.927	0	0
Opponents		46	36	6	4	1	.913	0	6	1.000	0	0

TEAM'S STATS - ESTADÍSTICAS DE EQUIPO (INCLUDING GAMES 1-18 - INCLUYENDO JUEGOS DEL 1 AL 18)



ITALY

ITA

Overall Statistics for Italy (as of Jul 28, 2019)
(All Games, Sorted by Batting Avg)

Record: Tournament: 1-2 / Opening Round: 1-2 / : -

#	PLAYER	AVG	GP-GS	AB	R	H	2B	3B	HR	RBI	TB	SLG%	BB	HP	SO	GDP	OB%	SF	SH	SB-ATT
1	ARIANI Jordan	1.000	1-0	1	0	1	0	0	0	1	1	1.000	0	0	0	0	1.000	0	0	0-0
5	BALTIERI Nicolo	.400	3-3	5	1	2	0	0	0	1	2	.400	2	0	1	0	.571	0	0	0-0
16	DI PERSIA Daniele	.333	3-3	6	2	2	0	0	0	2	3	.333	1	0	3	0	.429	0	0	0-0
9	RUGGERI Mattia Leo	.286	3-3	7	0	2	0	0	0	1	2	.286	0	0	3	0	.286	0	0	0-0
20	SABATINI Filippo	.250	2-2	4	1	1	0	0	0	0	1	.250	0	0	0	0	.250	0	0	0-0
6	PAVARANI Aldo	.200	3-3	5	0	1	0	0	0	1	1	.200	0	0	1	0	.200	0	0	0-0
4	RAIMONDI Matteo	.200	3-3	5	1	1	0	0	0	0	1	.200	0	0	2	0	.200	0	1	1-1
14	MAZZANTI Riccardo	.143	3-3	7	1	1	0	0	0	1	1	.143	0	0	0	0	.143	0	0	1-1
11	ANSELMINI Martin	.000	1-1	1	0	0	0	0	0	0	0	.000	1	0	1	0	.500	0	0	0-0
10	DE CRISTAN Federic	.000	2-1	1	0	0	0	0	0	0	0	.000	0	0	1	0	.000	0	0	0-0
27	MUNOZ LIENDO Lucci	.000	3-3	7	0	0	0	0	0	0	0	.000	0	1	1	0	.125	0	0	0-0
13	BALDISSERRI Riccar	.000	3-2	4	0	0	0	0	0	0	0	.000	1	0	4	0	.200	0	0	0-0
Totals		.208		53	6	11	0	0	0	4	11	.208	5	1	17	0	.288	0	1	2-2
Opponents		.333		66	20	22	6	0	4	18	40	.606	7	0	14	0	.397	0	0	4-5

(All Games, Sorted by Earned Run Avg)

#	PLAYER	ERA	W-L	SV	IP	G	GS	CG	SHO	H	R	ER	BB	SO	2B	3B	HR	AB	B/Avg	WP	HP	IP	SHA	SFA
20	SABATINI Filippo	0.00	0-1	0	5.0	1	1	1	0	2	1	0	2	1	0	0	0	19	.105	0	0	0	0	0
14	MAZZANTI Riccardo	3.27	1-0	0	3.2	1	0	0	0	3	2	2	0	8	0	0	1	14	.214	0	0	0	0	0
16	DI PERSIA Daniele	5.14	0-0	0	2.1	1	1	0	0	3	2	2	2	2	1	0	0	10	.300	0	0	0	0	0
2	GIORGESCHI Matteo	15.43	0-1	0	2.1	1	1	0	0	10	10	6	2	2	3	0	2	17	.588	0	0	1	0	0
22	BONDI Thomas	45.00	0-0	0	0.2	1	0	0	0	4	5	5	1	1	2	0	1	6	.667	1	0	0	0	0
Totals		6.43	1-2	0	14.0	3	3	1	0	22	20	15	7	14	6	0	4	66	.333	1	0	1	0	0
Opponents		0.80	2-1	1	15.0	3	3	1	1	11	6	2	5	17	0	0	0	53	.208	7	1	2	1	0

(All Games, Sorted by Fielding Pct)

#	PLAYER	C	PO	A	E	DP	FLD%	CSB	SBA	SBA%	CI	PB
27	MUNOZ LIENDO Lucci	14	13	1	0	0	1.000	0	0	0	0	0
20	SABATINI Filippo	14	13	1	0	0	1.000	0	3	1.000	0	0
6	PAVARANI Aldo	5	5	0	0	0	1.000	0	0	0	0	0
13	BALDISSERRI Riccar	3	3	0	0	0	1.000	0	0	0	0	0
10	DE CRISTAN Federic	1	1	0	0	0	1.000	0	0	0	0	0
16	DI PERSIA Daniele	1	0	1	0	0	1.000	0	0	0	0	0
2	GIORGESCHI Matteo	1	0	1	0	0	1.000	1	0	.000	0	0
5	BALTIERI Nicolo	7	4	2	1	0	.857	0	1	1.000	0	0
9	RUGGERI Mattia Leo	6	1	4	1	0	.833	0	0	0	0	0
14	MAZZANTI Riccardo	4	2	1	1	0	.750	0	0	0	0	0
4	RAIMONDI Matteo	6	0	4	2	0	.667	0	0	0	0	0
Totals		62	42	15	5	0	.919	1	4	.800	0	0
Opponents		66	45	15	6	1	.909	0	2	1.000	0	0

TEAM'S STATS - ESTADÍSTICAS DE EQUIPO

(INCLUDING GAMES 1-18 - INCLUYENDO JUEGOS DEL 1 AL 18)



JAPAN

JPN

Overall Statistics for Japan (as of Jul 28, 2019)
(All Games, Sorted by Batting Avg)

Record: Tournament: 3-0 / Opening Round: 3-0 / : -

#	PLAYER	AVG	GP-GS	AB	R	H	2B	3B	HR	RBI	TB	SLG%	BB	HP	SO	GDP	OB%	SF	SH	SB-ATT
3	SUZUKI Takuto	1.000	2-0	1	1	1	0	0	0	2	1	1.000	0	0	0	0	1.000	0	0	0-0
6	IZUMI Yusei	1.000	1-0	1	1	1	0	0	0	1	1	1.000	0	0	0	0	1.000	0	0	0-0
8	TAKAHASHI Shosei	.714	3-3	7	3	5	2	0	2	7	13	1.857	1	0	0	0	.667	1	0	0-1
17	HAYASHI Kyonosuke	.556	3-3	9	4	5	2	0	0	4	7	.778	0	0	1	0	.556	0	0	2-2
7	AKAZAWA Rui	.500	3-3	8	4	4	1	0	0	2	5	.625	3	0	0	0	.636	0	0	4-4
16	KUWAMOTO Shinsuke	.429	3-3	7	3	3	2	0	0	4	5	.714	1	0	1	0	.500	0	0	3-3
2	IMAI Ren	.375	3-3	8	3	3	1	0	0	4	4	.500	0	1	2	0	.444	0	0	1-1
1	KAWASHITA Kouta	.333	3-3	6	2	2	1	0	0	1	3	.500	3	0	2	0	.556	0	0	1-1
9	KATAOKA Haru	.333	2-2	6	1	2	0	0	0	3	2	.333	1	0	1	0	.429	0	0	3-3
4	TAKAHATA Kazuki	.333	3-1	3	1	1	0	0	0	1	1	.333	0	0	1	0	.250	1	1	0-0
12	NAGATA Koshō	.250	2-2	4	4	1	0	0	0	2	1	.250	2	0	0	0	.500	0	0	1-1
18	KAWAGOE Kotaro	.167	3-2	6	2	1	0	0	0	1	1	.167	0	0	3	0	.167	0	0	2-2
5	NAMATAME Hironosuk	.000	1-0	1	1	0	0	0	0	1	0	.000	0	0	0	0	.000	0	0	1-1
10	MIYAKE Takuto	.000	1-0	0	1	0	0	0	0	0	0	.000	1	0	0	0	1.000	0	0	0-0
11	SHIGEMATSU Hisato	.000	1-0	0	1	0	0	0	0	0	0	.000	1	0	0	0	1.000	0	0	0-0
14	AOKI Sakuma	.000	2-1	3	1	0	0	0	0	0	0	.000	0	0	1	0	.000	0	0	0-0
15	SAKAMOTO Shintaro	.000	2-1	1	1	0	0	0	0	1	0	.000	1	0	0	0	.500	0	1	0-0
Totals		.408		71	34	29	9	0	2	34	44	.620	14	1	12	0	.500	2	2	18-19
Opponents		.190		58	4	11	3	0	0	4	14	.241	1	1	18	1	.213	1	0	0-0

(All Games, Sorted by Earned Run Avg)

#	PLAYER	ERA	W-L	SV	IP	G	GS	CG	SHO	H	R	ER	BB	SO	2B	3B	HR	AB	B/Avg	WP	HP	IP	SHA	SFA
5	NAMATAME Hironosuk	0.00	0-0	0	2.0	1	1	0	0	2	0	0	0	1	0	0	0	8	.250	0	0	0	0	0
8	TAKAHASHI Shosei	0.00	0-0	0	1.1	1	0	0	0	0	0	0	0	1	0	0	0	4	.000	0	0	0	0	0
11	SHIGEMATSU Hisato	0.00	0-0	0	1.0	1	0	0	0	1	0	0	0	1	1	0	0	3	.333	0	0	0	0	0
14	AOKI Sakuma	0.00	1-0	0	2.2	2	0	0	0	0	0	0	0	4	0	0	0	8	.000	0	1	0	0	0
15	SAKAMOTO Shintaro	0.00	1-0	0	1.0	1	0	0	0	0	0	0	0	3	0	0	0	4	.000	0	0	0	0	0
16	KUWAMOTO Shinsuke	0.00	0-0	1	2.0	1	0	0	0	1	1	0	0	1	0	0	0	7	.143	1	0	0	0	1
18	KAWAGOE Kotaro	0.00	0-0	0	2.0	2	1	0	0	1	0	0	0	2	1	0	0	7	.143	0	0	0	0	0
17	HAYASHI Kyonosuke	4.50	1-0	0	4.0	2	1	0	0	6	3	3	1	5	1	0	0	17	.353	0	0	2	0	0
Totals		1.13	3-0	1	16.0	3	3	0	0	11	4	3	1	18	3	0	0	58	.190	1	1	2	0	1
Opponents		10.80	0-3	0	15.0	3	3	0	0	29	34	27	14	12	9	0	2	71	.408	5	1	2	2	2

(All Games, Sorted by Fielding Pct)

#	PLAYER	C	PO	A	E	DP	FLD%	CSB	SBA	SBA%	CI	PB
16	KUWAMOTO Shinsuke	15	15	0	0	0	1.000	0	0	0	0	0
8	TAKAHASHI Shosei	10	10	0	0	1	1.000	0	0	0	0	0
2	IMAI Ren	8	2	6	0	1	1.000	0	0	0	0	0
7	AKAZAWA Rui	6	6	0	0	0	1.000	0	0	0	0	0
12	NAGATA Koshō	4	1	3	0	0	1.000	0	0	0	0	0
14	AOKI Sakuma	3	2	1	0	0	1.000	0	0	0	0	0
18	KAWAGOE Kotaro	3	2	1	0	1	1.000	0	0	0	0	0
3	SUZUKI Takuto	2	2	0	0	0	1.000	0	0	0	0	0
11	SHIGEMATSU Hisato	2	2	0	0	0	1.000	0	0	0	0	0
17	HAYASHI Kyonosuke	2	0	2	0	0	1.000	0	0	0	0	0
13	KAWABE Hiroki	1	1	0	0	0	1.000	0	0	0	0	0
15	SAKAMOTO Shintaro	6	5	0	1	0	.833	0	0	0	0	0
4	TAKAHATA Kazuki	5	0	4	1	0	.800	0	0	0	0	0
9	KATAOKA Haru	2	0	1	1	0	.500	0	0	0	0	0
Totals		69	48	18	3	2	.957	0	0	0	0	0
Opponents		77	45	25	7	2	.909	1	18	.947	0	0

TEAM'S STATS - ESTADÍSTICAS DE EQUIPO (INCLUDING GAMES 1-18 - INCLUYENDO JUEGOS DEL 1 AL 18)



MEXICO



Overall Statistics for Mexico (as of Jul 28, 2019)
(All Games, Sorted by Batting Avg)

Record: Tournament: 2-1 / Opening Round: 2-1 / : -

#	PLAYER	AVG	GP-GS	AB	R	H	2B	3B	HR	RBI	TB	SLG%	BB	HP	SO	GDP	OB%	SF	SH	SB-ATT
26	GALLEGOS GONZALEZ	1.000	1-0	1	0	1	0	0	0	0	1	1.000	0	0	0	0	1.000	0	0	0-0
66	BAQUERA JUAREZ Seb	.429	3-3	7	2	3	1	0	0	2	4	.571	1	0	0	0	.500	0	0	0-0
1	CANIZALES LOPEZ Yu	.375	3-3	8	2	3	1	0	0	1	4	.500	2	0	1	0	.500	0	0	0-0
31	VARGAS ANTILLON Gu	.333	3-3	9	1	3	1	0	0	0	4	.444	0	0	2	0	.333	0	0	1-1
24	MURAIRA CARDENAS G	.333	3-2	6	1	2	0	0	0	1	2	.333	0	0	0	0	.333	0	0	0-0
77	BEAVEN LOPEZ Rober	.286	3-3	7	1	2	0	0	0	0	2	.286	1	1	2	0	.444	0	0	0-0
5	FALCON SILVA Adria	.286	3-3	7	1	2	0	0	0	0	2	.286	0	2	3	0	.444	0	0	0-0
13	TORRES REYES Uriel	.143	3-3	7	2	1	0	0	0	2	1	.143	1	0	2	0	.250	0	0	0-0
15	VILLAVICENCIO MAYO	.111	3-3	9	0	1	1	0	0	0	2	.222	0	0	3	0	.111	0	0	0-0
27	HOYOS ROMO Marlon	.000	1-0	2	0	0	0	0	0	0	0	.000	0	0	0	0	.000	0	0	0-0
21	NAVARRO HERNANDEZ	.000	2-1	1	0	0	0	0	0	0	0	.000	0	0	0	0	.000	0	0	0-0
34	LAVAGNINO ORONA Jo	.000	3-2	5	1	0	0	0	0	0	0	.000	0	0	2	0	.333	0	0	0-0
Totals		.261		69	11	18	4	0	0	6	22	.319	5	3	15	0	.338	0	0	1-1
Opponents		.267		60	13	16	3	0	1	12	22	.367	9	2	18	0	.375	1	3	4-4

(All Games, Sorted by Earned Run Avg)

#	PLAYER	ERA	W-L	SV	IP	G	GS	CG	SHO	H	R	ER	BB	SO	2B	3B	HR	AB	B/Avg	WP	HP	IP	SHA	SFA
1	CANIZALES LOPEZ Yu	0.00	0-0	0	1.0	1	0	0	0	1	0	0	0	1	0	0	0	4	.250	0	0	0	0	0
31	VARGAS ANTILLON Gu	0.00	0-0	1	2.2	2	0	0	0	1	0	0	0	3	0	0	0	8	.125	1	0	0	0	0
17	OROZCO COTA Kevin	0.00	1-0	0	4.0	1	1	0	0	2	0	0	1	4	0	0	0	11	.182	0	0	0	1	0
26	GALLEGOS GONZALEZ	0.00	0-0	0	0.1	1	0	0	0	0	0	0	2	0	0	0	0	1	.000	1	0	0	0	0
27	HOYOS ROMO Marlon	5.14	0-0	0	2.1	1	0	0	0	3	2	2	2	3	1	0	0	9	.333	0	0	0	1	0
57	ZAVARCE PADRON Jua	6.00	1-0	0	5.0	1	1	0	0	6	6	5	2	5	1	0	1	20	.300	0	1	1	1	0
15	VILLAVICENCIO MAYO	14.40	0-1	0	1.2	1	1	0	0	3	5	4	2	2	1	0	0	7	.429	1	1	0	0	1
Totals		3.88	2-1	1	17.0	3	3	0	0	16	13	11	9	18	3	0	1	60	.267	3	2	1	3	1
Opponents		2.25	1-2	0	16.0	3	3	1	0	18	11	6	5	15	4	0	0	69	.261	3	3	0	0	0

(All Games, Sorted by Fielding Pct)

#	PLAYER	C	PO	A	E	DP	FLD%	CSB	SBA	SBA%	CI	PB
66	BAQUERA JUAREZ Seb	19	16	3	0	0	1.000	0	4	1.000	0	0
34	LAVAGNINO ORONA Jo	12	12	0	0	0	1.000	0	0	0	0	0
13	TORRES REYES Uriel	10	5	5	0	2	1.000	0	0	0	0	0
24	MURAIRA CARDENAS G	8	7	1	0	2	1.000	0	0	0	0	0
57	ZAVARCE PADRON Jua	2	0	2	0	0	1.000	0	0	0	0	0
77	BEAVEN LOPEZ Rober	2	2	0	0	0	1.000	0	0	0	0	0
27	HOYOS ROMO Marlon	1	0	1	0	0	1.000	0	0	0	0	0
17	OROZCO COTA Kevin	1	0	1	0	0	1.000	0	0	0	0	0
21	NAVARRO HERNANDEZ	1	1	0	0	0	1.000	0	0	0	0	0
5	FALCON SILVA Adria	7	3	3	1	0	.857	0	0	0	0	0
1	CANIZALES LOPEZ Yu	6	3	2	1	0	.833	0	0	0	0	0
15	VILLAVICENCIO MAYO	6	2	3	1	0	.833	0	0	0	0	0
Totals		75	51	21	3	1	.960	0	4	1.000	0	0
Opponents		72	48	17	7	0	.903	0	1	1.000	1	0

TEAM'S STATS - ESTADÍSTICAS DE EQUIPO

(INCLUDING GAMES 1-18 - INCLUYENDO JUEGOS DEL 1 AL 18)



SOUTH AFRICA

RSA

Overall Statistics for South Africa (as of Jul 28, 2019)
(All Games, Sorted by Batting Avg)

Record: Tournament: 1-2 / Opening Round: 1-2 / : -

#	PLAYER	AVG	GP-GS	AB	R	H	2B	3B	HR	RBI	TB	SLG%	BB	HP	SO	GDP	OB%	SF	SH	SB-ATT
9	JOSEPH Ageel	1.000	2-1	1	1	1	1	0	0	1	2	2.000	2	0	0	0	1.000	0	0	1-1
17	BOTHA Joshua Bradf	.500	3-3	8	4	4	0	2	0	4	8	1.000	0	0	0	0	.500	0	0	3-4
8	SHERRIF Matthew Jo	.500	2-2	2	2	1	0	0	0	0	1	.500	2	0	0	0	.750	0	0	2-2
22	FRADD Tristan Doug	.500	3-2	2	3	1	0	0	0	2	1	.500	2	1	0	0	.800	0	0	4-4
25	ATKINSON Byron Mic	.333	3-2	6	3	2	1	1	0	1	5	.833	0	0	1	0	.333	0	0	1-1
13	STEYN Connor Jarre	.333	3-1	3	1	1	0	0	0	0	1	.333	1	0	2	0	.500	0	0	1-1
41	KUYK Liam Albert	.333	3-0	3	2	1	0	0	0	1	1	.333	2	0	2	0	.600	0	0	2-3
11	EMMETT Luke James	.250	2-2	4	2	1	0	0	0	1	1	.250	3	0	1	0	.571	0	0	5-6
14	MC KENZIE Aiden	.000	3-3	4	2	0	0	0	0	2	0	.000	3	1	1	0	.500	0	0	3-4
24	OSMAN Abdud-Dayaan	.000	4-2	3	3	0	0	0	0	1	0	.000	2	0	2	0	.400	0	0	4-4
6	LE ROUX Damian Lou	.000	1-1	0	1	0	0	0	0	0	0	.000	2	0	0	0	1.000	0	0	0-1
4	JONATHAN Jaedon Ra	.000	1-0	0	0	0	0	0	0	1	0	.000	1	0	0	0	1.000	0	0	0-0
15	PINTO Jordan Jovan	.000	3-1	3	0	0	0	0	0	1	0	.000	0	0	1	0	.000	0	0	0-0
7	BEDFORD Junaid	.000	3-2	3	3	0	0	0	0	0	0	.000	2	1	0	0	.500	0	0	1-1
1	BARRETT Michael An	.000	3-3	1	4	0	0	0	0	1	0	.000	5	2	1	0	.875	0	1	3-3
5	MOFOKENG Teboho	.000	2-1	2	0	0	0	0	0	0	0	.000	0	0	2	0	.000	0	0	0-0
10	HOFFMANN Travis De	.000	2-1	1	1	0	0	0	0	0	0	.000	1	0	1	0	.500	0	0	0-0
Totals		.261		46	32	12	2	3	0	16	20	.435	28	5	14	0	.570	0	1	30-35
Opponents		.466		73	42	34	11	2	2	33	55	.753	12	3	13	0	.544	2	1	27-27

(All Games, Sorted by Earned Run Avg)

#	PLAYER	ERA	W-L	SV	IP	G	GS	CG	SHO	H	R	ER	BB	SO	2B	3B	HR	AB	B/Avg	WP	HP	IP	SHA	SFA
4	JONATHAN Jaedon Ra	3.60	0-1	0	1.2	1	1	0	0	7	8	1	1	0	2	1	0	14	.500	0	0	0	0	0
21	CLARKE Jayden	4.50	1-1	0	4.0	2	2	0	0	2	4	3	3	8	1	0	0	15	.133	1	0	1	0	0
1	BARRETT Michael An	6.00	0-0	0	2.0	1	0	0	0	2	2	2	0	3	0	0	0	7	.286	0	2	0	0	0
22	FRADD Tristan Doug	6.00	0-0	0	1.0	1	0	0	0	2	1	1	0	0	0	1	0	4	.500	0	0	0	0	1
25	ATKINSON Byron Mic	24.00	0-0	0	1.0	1	0	0	0	3	5	4	2	0	2	0	1	7	.429	2	0	1	0	0
13	STEYN Connor Jarre	30.00	0-0	0	1.0	1	0	0	0	5	5	5	2	1	0	0	0	8	.625	0	0	0	0	0
6	LE ROUX Damian Lou	30.00	0-0	0	1.0	1	0	0	0	4	5	5	1	1	2	0	1	7	.571	2	1	0	0	0
7	BEDFORD Junaid	36.00	0-0	0	1.0	1	0	0	0	6	7	6	1	0	3	0	0	7	.857	2	0	1	1	1
11	EMMETT Luke James	90.00	0-0	0	0.1	1	0	0	0	3	5	5	2	0	1	0	0	4	.750	1	0	0	0	0
Totals		14.77	1-2	0	13.0	3	3	0	0	34	42	32	12	13	11	2	2	73	.466	8	3	3	1	2
Opponents		10.62	2-1	1	13.0	3	3	0	0	12	32	23	28	15	2	3	0	46	.261	8	5	5	1	0

(All Games, Sorted by Fielding Pct)

#	PLAYER	C	PO	A	E	DP	FLD%	CSB	SBA	SBA%	CI	PB
24	OSMAN Abdud-Dayaan	4	4	0	0	0	1.000	0	8	1.000	0	0
17	BOTHA Joshua Bradf	3	2	1	0	1	1.000	0	0	0	0	0
11	EMMETT Luke James	3	3	0	0	1	1.000	0	0	0	0	0
10	HOFFMANN Travis De	3	3	0	0	0	1.000	0	0	0	0	0
5	MOFOKENG Teboho	1	1	0	0	0	1.000	0	0	0	0	0
8	SHERRIF Matthew Jo	10	9	0	1	0	.900	0	19	1.000	0	0
7	BEDFORD Junaid	7	5	1	1	0	.857	0	0	0	0	0
6	MC KENZIE Aiden	6	3	2	1	0	.833	0	0	0	0	0
15	PINTO Jordan Jovan	8	4	2	2	0	.750	0	0	0	0	0
1	BARRETT Michael An	6	1	3	2	0	.667	0	0	0	0	0
22	FRADD Tristan Doug	3	2	0	1	0	.667	0	0	0	0	0
25	ATKINSON Byron Mic	2	1	0	1	0	.500	0	0	0	0	0
13	STEYN Connor Jarre	2	1	0	1	0	.500	0	0	0	0	0
Totals		58	39	9	10	1	.828	0	27	1.000	0	0
Opponents		68	39	22	7	0	.897	5	30	.857	0	0

TEAM'S STATS - ESTADÍSTICAS DE EQUIPO

((INCLUDING GAMES 1-18 - INCLUYENDO JUEGOS DEL 1 AL 18))



SOUTH KOREA



Overall Statistics for Korea (as of Jul 28, 2019)
(All Games, Sorted by Batting Avg)

Record: Tournament: 2-0 / Opening Round: 2-0 / : -

#	PLAYER	AVG	GP-GS	AB	R	H	2B	3B	HR	RBI	TB	SLG%	BB	HP	SO	GDP	OB%	SF	SH	SB-ATT
11	JUNG Mingyu	1.000	2-2	2	1	2	0	0	0	0	2	1.000	1	1	0	0	1.000	0	0	2-2
15	LEE Myeongjae	1.000	2-0	1	1	1	0	0	0	0	1	1.000	0	0	0	0	1.000	0	0	0-0
9	LEE Taeoh	.833	2-2	6	4	5	3	0	0	6	8	1.333	0	1	0	0	.833	0	0	2-2
4	LEE Jaejun	.667	2-2	6	2	4	0	0	1	5	7	1.167	0	0	0	0	.571	1	0	1-1
8	NA Hyunseo	.500	2-2	2	6	1	0	0	0	1	1	.500	4	1	1	0	.857	0	0	5-5
5	DOO Donghyeon	.333	2-2	6	3	2	0	0	0	1	2	.333	1	0	0	0	.429	0	0	2-2
10	YOO Yongjae	.200	2-2	5	0	1	0	0	0	0	1	.200	2	0	0	0	.429	0	0	1-1
7	PARK Yechan	.167	2-2	6	2	1	0	0	0	0	1	.167	0	0	2	0	.167	0	0	2-2
1	JUNG Munhyeok	.000	2-1	2	0	0	0	0	0	0	0	.000	0	0	2	0	.000	0	0	0-0
3	LEE Semin	.000	2-0	2	0	0	0	0	0	2	0	.000	0	0	0	0	.000	0	0	0-0
6	YOU Yongjun	.000	2-1	3	0	0	0	0	0	0	0	.000	0	0	2	0	.000	0	0	0-0
13	PARK Jeongsoo	.000	1-0	1	0	0	0	0	0	0	0	.000	0	0	0	0	.000	0	0	0-0
14	IM Byeonghyun	.000	2-2	2	0	0	0	0	0	1	0	.000	0	0	1	0	.000	0	1	0-0
16	OH Jaewon	.000	2-0	2	1	0	0	0	0	0	0	.000	0	1	0	0	.333	0	0	1-1
17	CHO Yoonho	.000	1-0	1	0	0	0	0	0	0	0	.000	0	0	0	0	1.000	0	0	0-0
Totals		.362		47	20	17	3	0	1	16	23	.489	8	3	9	0	.475	1	1	16-16
Opponents		.146		41	0	6	3	0	0	9	9	.22	1	0	13	0	.167	0	0	0-0

(All Games, Sorted by Earned Run Avg)

#	PLAYER	ERA	W-L	SV	IP	G	GS	CG	SHO	H	R	ER	BB	SO	2B	3B	HR	AB	B/Avg	WP	HP	IP	SHA	SFA
4	LEE Jaejun	0.00	0-0	0	1.2	1	0	0	0	3	0	0	0	1	1	0	0	9	.333	0	0	0	0	0
6	YOU Yongjun	0.00	0-0	0	1.0	1	0	0	0	1	0	0	1	1	0	0	0	4	.250	0	0	0	0	0
8	NA Hyunseo	0.00	1-0	0	3.0	1	1	0	0	2	0	0	0	5	2	0	0	11	.182	0	0	0	0	0
11	JUNG Mingyu	0.00	0-0	0	2.0	1	1	0	0	0	0	0	0	1	0	0	0	6	.000	0	0	0	0	0
12	LIM Hogil	0.00	1-0	0	1.1	2	0	0	0	0	0	0	0	2	0	0	0	4	.000	0	0	0	0	0
15	LEE Myeongjae	0.00	0-0	0	1.0	1	0	0	0	0	0	0	0	2	0	0	0	3	.000	0	0	0	0	0
18	HAN Junhui	0.00	0-0	0	1.0	1	0	0	0	0	0	0	0	1	0	0	0	4	.000	0	0	0	0	0
Totals		0.00	2-0	0	11.0	2	2	0	0	6	0	0	1	13	3	0	0	41	.146	0	0	0	0	0
Opponents		10.80	0-2	0	10.0	2	2	0	0	17	20	18	8	9	3	0	1	46	.370	5	3	2	1	1

(All Games, Sorted by Fielding Pct)

#	PLAYER	C	PO	A	E	DP	FLD%	CSB	SBA	SBA%	CI	PB
10	YOO Yongjae	13	13	0	0	0	1.000	0	0	0	0	0
1	JUNG Munhyeok	4	4	0	0	0	1.000	0	0	0	0	0
4	LEE Jaejun	3	2	1	0	0	1.000	0	0	0	0	0
8	NA Hyunseo	3	2	1	0	0	1.000	0	0	0	0	0
5	DOO Donghyeon	2	2	0	0	0	1.000	0	0	0	0	0
14	IM Byeonghyun	2	2	0	0	0	1.000	0	0	0	0	0
15	LEE Myeongjae	2	1	1	0	0	1.000	0	0	0	0	0
2	LEE Jaewon	1	0	1	0	0	1.000	0	0	0	0	0
6	YOU Yongjun	8	5	2	1	0	.875	0	0	0	0	0
7	PARK Yechan	7	2	4	1	0	.857	0	0	0	0	0
11	JUNG Mingyu	3	0	2	1	0	.667	0	0	0	0	0
Totals		48	33	12	3	0	.938	0	0	0	0	0
Opponents		45	30	11	4	0	.911	0	16	1.000	0	2

TEAM'S STATS – ESTADÍSTICAS DE EQUIPO (INCLUDING GAMES 1-18 – INCLUYENDO JUEGOS DEL 1 AL 18)



USA



Overall Statistics for United States (as of Jul 28, 2019)
(All Games, Sorted by Batting Avg)

Record: Tournament: 1-1 / Opening Round: 1-1 / : -

#	PLAYER	AVG	GP-GS	AB	R	H	2B	3B	HR	RBI	TB	SLG%	BB	HP	SO	GDP	OB%	SF	SH	SB-ATT
5	LEWIS Brenden Drew	.667	2-1	3	1	2	1	0	1	5	6	2.000	1	0	0	0	.750	0	0	1-1
26	HAYES Rashad Todd	.600	2-2	5	3	3	1	0	0	1	4	.800	1	0	0	0	.667	0	0	1-2
23	TINAJERO Lucas	.600	2-2	5	0	3	1	0	0	1	4	.800	1	2	0	0	.750	0	0	1-1
15	HARTSHORN Josiah C	.500	2-2	6	3	3	2	0	1	2	8	1.333	0	0	1	0	.500	0	0	0-0
2	LO RE Jaiden Tyler	.500	1-0	2	1	1	1	0	0	1	2	1.000	0	0	0	0	.500	0	0	0-0
6	FIEN Gavin Michael	.333	2-2	6	2	2	0	0	0	1	2	.333	1	0	0	0	.429	0	0	0-0
19	MEZA Noah James	.333	2-2	6	2	2	0	0	0	0	2	.333	2	0	2	0	.500	0	0	3-3
14	RUCKERT Jack Quin	.286	2-2	7	1	2	0	0	1	3	5	.714	0	0	1	0	.286	0	0	1-1
10	SEGUERA Sebastian	.250	2-2	4	1	1	1	0	0	0	2	.500	0	0	1	0	.250	0	0	1-1
24	STROMAN Jayden Ear	.000	1-0	1	1	0	0	0	0	1	0	.000	0	0	0	0	.000	0	0	1-1
28	DOLAN John Kekiajk	.000	2-2	3	1	0	0	0	0	0	0	.000	1	0	1	0	.250	0	0	0-0
25	ADKINS Dillon Anth	.000	1-0	1	0	0	0	0	0	0	0	.000	0	0	0	0	.000	0	0	0-0
8	NIXON Bryce Eric	.000	1-1	0	0	0	0	0	0	0	0	.000	2	0	0	0	1.000	0	0	1-1
Totals		.388		49	16	19	7	0	3	15	35	.714	8	3	6	0	.500	0	0	10-11
Opponents		.244		45	7	11	2	1	1	5	18	.4	2	1	8	0	.292	0	0	1-1

(All Games, Sorted by Earned Run Avg)

#	PLAYER	ERA	W-L	SV	IP	G	GS	CG	SHO	H	R	ER	BB	SO	2B	3B	HR	AB	B/Avg	WP	HP	IP	SHA	SFA
24	STROMAN Jayden Ear	0.00	0-0	0	1.0	1	0	0	0	0	0	0	0	0	0	0	0	3	.000	0	0	0	0	0
5	LEWIS Brenden Drew	0.00	1-0	0	5.0	1	1	1	1	1	0	0	4	1	0	0	0	17	.059	0	0	0	0	0
25	ADKINS Dillon Anth	4.50	0-0	0	1.1	1	0	0	0	1	1	1	1	0	0	0	0	5	.200	1	1	0	0	0
23	TINAJERO Lucas	6.00	0-1	0	2.0	1	1	0	0	5	2	2	0	3	1	0	1	11	.455	0	0	0	0	0
15	HARTSHORN Josiah C	14.40	0-0	0	1.2	1	0	0	0	4	4	4	1	1	0	1	0	9	.444	3	0	0	0	0
Totals		3.82	1-1	0	11.0	2	2	1	1	11	7	7	2	8	2	1	1	45	.244	4	1	0	0	0
Opponents		7.55	1-1	1	10.1	2	2	0	0	19	16	13	8	6	7	0	3	49	.388	4	3	1	0	0

(All Games, Sorted by Fielding Pct)

#	PLAYER	C	PO	A	E	DP	FLD%	CSB	SBA	SBA%	CI	PB
15	HARTSHORN Josiah C	10	10	0	0	0	1.000	0	0	0	0	0
28	DOLAN John Kekiajk	9	7	2	0	0	1.000	0	1	1.000	0	0
19	MEZA Noah James	6	4	2	0	0	1.000	0	0	0	0	0
8	NIXON Bryce Eric	4	0	4	0	0	1.000	0	0	0	0	0
23	TINAJERO Lucas	4	3	1	0	0	1.000	0	0	0	0	0
14	RUCKERT Jack Quin	3	3	0	0	0	1.000	0	0	0	0	0
5	LEWIS Brenden Drew	1	0	1	0	0	1.000	0	0	0	0	0
25	ADKINS Dillon Anth	1	0	1	0	0	1.000	0	0	0	0	0
26	HAYES Rashad Todd	1	1	0	0	0	1.000	0	0	0	0	0
10	SEGUERA Sebastian	6	3	2	1	0	.833	0	0	0	0	0
6	FIEN Gavin Michael	5	2	2	1	0	.800	0	0	0	0	0
Totals		50	33	15	2	0	.960	0	1	1.000	0	0
Opponents		47	31	12	4	0	.915	1	10	.909	0	0

TEAM'S STATS - ESTADÍSTICAS DE EQUIPO (INCLUDING GAMES 1-18 - INCLUYENDO JUEGOS DEL 1 AL 18)



VENEZUELA



Overall Statistics for Venezuela (as of Jul 28, 2019)
(All Games, Sorted by Batting Avg)

Record: Tournament: 2-1 / Opening Round: 2-1 / : -

#	PLAYER	AVG	GP-GS	AB	R	H	2B	3B	HR	RBI	TB	SLG%	BB	HP	SO	GDP	OB%	SF	SH	SB-ATT
14	BLANCO CABRERA Jea	1.000	1-0	1	0	1	0	0	0	1	1	1.000	0	0	0	0	1.000	0	0	0-0
20	DOMINGUEZ SANCHEZ	.750	3-3	8	5	6	0	0	4	8	18	2.250	0	1	1	0	.778	0	0	0-0
3	CASTILLO AVENDANO	.750	2-2	4	0	3	0	0	0	0	3	.750	0	0	0	0	.750	0	0	0-0
5	SARMIENTO NATERA R	.625	3-3	8	5	5	2	1	0	4	9	1.125	0	1	1	0	.667	0	0	1-1
8	BLANCO PARRA Kenne	.400	3-3	10	2	4	1	0	0	3	5	.500	1	0	1	0	.455	0	0	0-1
4	ALVARADO ILARRAZA	.400	2-2	5	4	2	1	0	0	0	3	.600	2	0	0	0	.571	0	0	1-1
17	LUGO RAMIREZ Yonei	.375	3-3	8	3	3	1	0	0	3	4	.500	2	0	1	0	.500	0	0	1-1
19	FERNANDEZ CASTELLA	.333	2-2	6	2	2	0	0	1	1	5	.833	0	0	2	0	.333	0	0	0-0
9	ROJAS MARTINEZ Fra	.333	3-3	6	3	2	1	0	0	1	3	.500	1	0	1	0	.429	0	0	0-0
12	LOPEZ SALAS Miguel	.333	2-1	3	1	1	0	0	0	1	1	.333	0	0	1	0	.333	0	0	0-0
16	BLANCA GUIPE Wilme	.222	3-3	9	2	2	1	0	0	3	3	.333	1	0	2	0	.300	0	0	0-0
7	SALAS ORTEGA Eyden	.000	1-0	2	0	0	0	0	0	0	0	.000	0	0	0	0	.000	0	0	0-0
15	RODRIGUEZ RIVAS Ca	.000	2-1	3	1	0	0	0	0	0	0	.000	0	0	1	0	.000	0	0	0-0
2	ROMAN GAMEZ Jheanp	.000	3-1	2	0	0	0	0	0	0	0	.000	0	0	2	0	.000	0	1	0-0
Totals		.413		75	28	31	7	1	5	25	55	.733	7	2	13	0	.476	0	1	3-4
Opponents		.262		61	16	16	3	0	0	12	19	.311	8	5	18	0	.392	0	0	3-4

(All Games, Sorted by Earned Run Avg)

#	PLAYER	ERA	W-L	SV	IP	G	GS	CG	SHO	H	R	ER	BB	SO	2B	3B	HR	AB	B/Avg	WP	HP	IP	SHA	SFA
6	GODOY BOSCAN Rainn	0.00	0-0	0	0.2	1	0	0	0	1	0	0	0	0	0	0	0	3	.333	1	1	0	0	0
10	TRUJILLO MORENO Sa	0.00	1-0	0	4.0	1	1	1	1	0	0	0	2	6	0	0	0	12	.000	0	0	1	0	0
14	BLANCO CABRERA Jea	3.00	1-0	0	4.0	1	1	0	0	4	2	2	4	1	1	0	0	14	.286	1	0	0	0	0
13	GONZALEZ REDONDO Y	3.00	0-0	0	2.0	1	0	0	0	2	2	1	0	3	0	0	0	8	.250	2	1	0	0	0
7	SALAS ORTEGA Eyden	3.00	0-0	1	2.0	1	0	0	0	2	4	1	0	4	1	0	0	10	.200	0	2	0	0	0
4	ALVARADO ILARRAZA	12.86	0-1	0	2.1	1	1	0	0	7	8	5	2	4	1	0	0	14	.500	0	1	0	0	0
Totals		3.60	2-1	1	15.0	3	3	1	1	16	16	9	8	18	3	0	0	61	.262	4	5	1	0	0
Opponents		9.20	1-2	0	15.0	3	3	0	0	31	28	23	7	13	7	1	5	75	.413	5	2	2	1	0

(All Games, Sorted by Fielding Pct)

#	PLAYER	C	PO	A	E	DP	FLD%	CSB	SBA	SBA%	CI	PB
17	LUGO RAMIREZ Yonei	13	12	1	0	0	1.000	1	3	.750	0	0
4	ALVARADO ILARRAZA	4	1	3	0	0	1.000	0	0	0	0	0
19	FERNANDEZ CASTELLA	4	4	0	0	0	1.000	0	0	0	0	0
16	BLANCA GUIPE Wilme	3	3	0	0	0	1.000	0	0	0	0	0
3	CASTILLO AVENDANO	3	2	1	0	0	1.000	0	0	0	0	0
2	ROMAN GAMEZ Jheanp	3	1	2	0	0	1.000	0	0	0	0	0
12	LOPEZ SALAS Miguel	2	0	2	0	0	1.000	0	0	0	0	0
6	GODOY BOSCAN Rainn	1	0	1	0	0	1.000	0	0	0	0	0
9	ROJAS MARTINEZ Fra	1	1	0	0	0	1.000	0	0	0	0	0
7	SALAS ORTEGA Eyden	1	1	0	0	0	1.000	0	0	0	0	0
5	SARMIENTO NATERA R	1	0	1	0	0	1.000	0	0	0	0	0
10	TRUJILLO MORENO Sa	1	0	1	0	0	1.000	0	0	0	0	0
20	DOMINGUEZ SANCHEZ	19	18	0	1	0	.947	0	0	0	1	0
8	BLANCO PARRA Kenne	6	2	2	2	0	.667	0	0	0	0	0
13	GONZALEZ REDONDO Y	1	0	0	1	0	.000	0	0	0	0	0
Totals		63	45	14	4	0	.937	1	3	.750	1	0
Opponents		70	45	22	3	0	.957	1	3	.750	0	0

TECHNICAL APPOINTMENTS – DESIGNACIONES TÉCNICAS

#	Hour Hora	Away Team Equipo Visitante	Home Team Equipo Local		UMPIRES	SCORERS	TECHNICAL COMM.
19	10:00	México	Australia	HP	Hsieh, Meng-Chih TPE	Jennie Moloney AUS	Stephen Lesfargues FRA
ASPAC B				1B	Marek Vicar CZE	Cindy Chan HKG	Calvin Yeh TPE
				2B	Juan Licourt Garcia CUB	Huang, Hsin-Chang TPE	
				3B	Atsuo Tsukada JPN		

#	Hour Hora	Away Team Equipo Visitante	Home Team Equipo Local		UMPIRES	SCORERS	TECHNICAL COMM.
20	10:00	Fiji	Japan	HP	Eva Moo HKG	Natalie Todd AUS	Nicky To HKG
ASPAC Youth				1B	Yuri Macchiavelli ITA	Jason Buitenhuis CAN	Chang, Shih-Ming TPE
				2B	Yeh, Shih-Wei TPE	Chen, Szu-Hsien TPE	
				3B	Wu, Chung-Yu TPE		

#	Hour Hora	Away Team Equipo Visitante	Home Team Equipo Local		UMPIRES	SCORERS	TECHNICAL COMM.
21	14:00	Italy	United States	HP	Juan Licourt Garcia CUB	Cindy Chan HKG	Stephen Lesfargues FRA
ASPAC B				1B	Atsuo Tsukada JPN	Jennie Moloney AUS	Gerald LeBlanc CAN
				2B	Marek Vicar CZE	Ko, Huei-Chen TPE	
				3B	Travis Watson NZL		

#	Hour Hora	Away Team Equipo Visitante	Home Team Equipo Local		UMPIRES	SCORERS	TECHNICAL COMM.
22	14:00	Venezuela	Korea	HP	Benjamin Nash AUS	Jason Buitenhuis CAN	Nicky To HKG
ASPAC Youth				1B	Jill Silvanic USA	Feiko Drost NED	Chang, Shih-Ming TPE
				2B	Yuri Macchiavelli ITA	Chuang, Ya-Li	
				3B	Tung, Ming-An TPE		

#	Hour Hora	Away Team Equipo Visitante	Home Team Equipo Local		UMPIRES	SCORERS	TECHNICAL COMM.
23	14:00	South Africa	Cuba	HP	Tsai, Kuo-Cheng TPE	Tim Wen TPE	Giuseppe Guilizzoni ITA
Shan-Hwa				1B	Ufuk Herlin Santoso INA	Chu, Ming-Tan TPE	Ken Huang TPE
				2B	Jan, Chung Chi TPE	Huang, Fu-Ying TPE	
				3B	Jun Oh Kim KOR		

#	Hour Hora	Away Team Equipo Visitante	Home Team Equipo Local		UMPIRES	SCORERS	TECHNICAL COMM.
24	18:30	Chinese Taipei	Czech Republic	HP	Jiang, Han Zhi CHN	Feiko Drost NED	Mitsuyoshi Sato BRA
ASPAC Youth				1B	Eva Moo HKG	Natalie Todd AUS	Glenn Williams AUS
				2B	Jill Silvanic USA	Huang, Hsin-Chang TPE	
				3B	Eric Blount RSA		