




WBSC

2-17 NOVEMBER 2019







5th NOVEMBER/NOVIEMBRE 2019

DAILY REPORT 05

OPENING ROUND – RONDA DE APERTURA

STANDINGS – POSICIÓN DE EQUIPOS




GROUP A – GRUPO A (MEXICO)

RK	TEAM – EQUIPO	GP	W	L	AVG	GB
1	 MEXICO	3	3	0	1.000	-
2	 USA	3	2	1	.667	1.0
3	 DOMINICAN REPUBLIC	3	1	2	.333	2.0
4	 NETHERLANDS	3	0	3	.000	3.0

GROUP B – GRUPO B (CHINESE TAIPEI)

RK	TEAM – EQUIPO	GP	W	L	AVG	GB
1	 JAPAN	1	1	0	1.000	-
1	 CHINESE TAIPEI	1	1	0	1.000	-
3	 PUERTO RICO	1	0	1	.000	1.0
3	 VENEZUELA	1	0	1	.000	1.0

GROUP C – GRUPO C (KOREA)

RK	TEAM – EQUIPO	GP	W	L	AVG	GB
1	 AUSTRALIA	0	0	0	.000	-
2	 CANADA	0	0	0	.000	-
3	 CUBA	0	0	0	.000	-
4	 KOREA	0	0	0	.000	-

The Teams are placed according the Tournament Regulations for the WBSC.

Los equipos son ordenados en atención a los Reglamentos Oficiales de la WBSC.

OPENING ROUND – RONDA DE APERTURA

SCHEDULE AND RESULTS – CALENDARIO Y RESULTADOS

GROUP A – GRUPO A (MEXICO)

 DOMINICAN REPUBLIC

 MEXICO

 NETHERLANDS

 USA

GROUP B – GRUPO B (CHINESE TAIPEI)

 JAPAN

 PUERTO RICO

 CHINESE TAIPEI

 VENEZUELA

GROUP C – GRUPO C (KOREA)

 AUSTRALIA

 CANADA

 CUBA

 KOREA

SATURDAY NOVEMBER 2 – SÁBADO 2 DE NOVIEMBRE, 2019

#	Hour Hora	Stadium Campo	Group Grupo	Away Team Equipo Visitante	Home Team Equipo Local	Score	Inn
1	12:00	GUADALAJARA	A	 NETHERLANDS	 USA	0-9	
2	19:00	GUADALAJARA	A	 DOMINICAN REPUBLIC	 MEXICO	1-6	6







SUNDAY NOVEMBER 3 – DOMINGO 3 DE NOVIEMBRE, 2019

#	Hour Hora	Stadium Campo	Group Grupo	Away Team Equipo Visitante	Home Team Equipo Local	Score	Inn
3	12:00	GUADALAJARA	A	 DOMINICAN REPUBLIC	 NETHERLANDS	14-4	7
4	19:00	GUADALAJARA	A	 MEXICO	 USA	8-2	

MONDAY NOVEMBER 4 – LUNES 4 DE NOVIEMBRE, 2019

#	Hour Hora	Stadium Campo	Group Grupo	Away Team Equipo Visitante	Home Team Equipo Local	Score	Inn
5	19:00	GUADALAJARA	A	 USA	 DOMINICAN REPUBLIC	10-8	

TUESDAY NOVEMBER 5 – MARTES 5 DE NOVIEMBRE, 2019

#	Hour Hora	Stadium Campo	Group Grupo	Away Team Equipo Visitante	Home Team Equipo Local	Score	Inn
6	19:00	GUADALAJARA	A	 NETHERLANDS	 MEXICO	2-10	
7	18:00	TAOYUAN	B	 VENEZUELA	 JAPAN	4-8	
8	18:30	TAICHUNG	B	 PUERTO RICO	 CHINESE TAIPEI	1-6	

Local time in each country / Hora local en cada país.

OPENING ROUND – RONDA DE APERTURA

SCHEDULE AND RESULTS – CALENDARIO Y RESULTADOS





WEDNESDAY NOVEMBER 6 – MIÉRCOLES 6 DE NOVIEMBRE, 2019

#	Hour Hora	Stadium Campo	Group Grupo	Away Team Equipo Visitante	Home Team Equipo Local	Score	Inn
9	18:00	TAOYUAN	B	 PUERTO RICO	 JAPAN		
10	18:30	TAICHUNG	B	 CHINESE TAIPEI	 VENEZUELA		
13	12:00	SEOUL	C	 CANADA	 CUBA		
14	19:00	SEOUL	C	 AUSTRALIA	 KOREA		

THURSDAY NOVEMBER 7 – JUEVES 7 DE NOVIEMBRE, 2019

#	Hour Hora	Stadium Campo	Group Grupo	Away Team Equipo Visitante	Home Team Equipo Local	Score	Inn
11	12:00	TAICHUNG	B	 VENEZUELA	 PUERTO RICO		
12	18:30	TAICHUNG	B	 JAPAN	 CHINESE TAIPEI		
15	12:00	SEOUL	C	 AUSTRALIA	 CUBA		
16	19:00	SEOUL	C	 KOREA	 CANADA		

FRIDAY NOVEMBER 8 – VIERNES 8 DE NOVIEMBRE, 2019

#	Hour Hora	Stadium Campo	Group Grupo	Away Team Equipo Visitante	Home Team Equipo Local	Score	Inn
17	12:00	SEOUL	C	 CANADA	 AUSTRALIA		
18	19:00	SEOUL	C	 CUBA	 KOREA		

Local time in each country / Hora local en cada país.

GAME SUMMARY - RESULTADO DEL JUEGO 06



NETHERLANDS – MEXICO



Mexico 10, Netherlands 2
 Nov 05, 2019 at MEX, Estadio de Béisbol Charros de Jalisco

```

-----
Netherlands.....000 000 020 - 2 7 4 (0-3)
Mexico.....202 000 42X - 10 10 2 (3-0)
-----
  
```

Pitchers: Netherlands - PLOEGER Jim, STUIFBERGEN Tom, SULBARAN Juancarlos, MARTIS Shairon, KELLY Kevin, HUIJER Lars, BOLSENBROEK Mike, JOSEPHINA Orsen, MARKWELL Diego, VAN GURP Franklin
 Mexico - REYES Arturo, BARREDA Manuel, CASTELLANOS Humberto, QUINTANA Adam, VERDUGO Ryan, RIOS Jesus, KELLY Justin, SALAS Noel

Win: BARREDA Manuel (1-0) Loss: STUIFBERGEN Tom (0-1)

Attendance: 6895 Start: 19:01 Time: 3:17 Weather: Clear, 19°C

Umpires: HP-ROBERTS Aaron (CAN), 1B-MACIAS Jeffrey Scott (USA),
 2B-TIBABIJO Maikol (COL), 3B-YAMAGUCHI Tomohisa (JPN)

Scorers: COGOLLO William (COL), DE LEÓN Andrés (PAN), CUBILLO Juan (NCA),
 TC: FANARA Angelo (ITA), ESTIVENSON Edgar (PAN)

Game: 6

GUADALAJARA FINAL TEAMS' RANKING POSICIÓN FINAL DE LOS EQUIPOS

1		MEXICO
2		U.S.A.
3		DOMINICAN REPUBLIC
4		NETHERLANDS

TEAM'S STATS – ESTADÍSTICAS DE EQUIPO

(INCLUDING GAMES 1-6 – INCLUYENDO PARTIDOS DEL 1 AL 6)



DOMINICAN REPUBLIC

DOM

Overall Statistics for Dominican Republic (as of Nov 06, 2019)
(All Games, Sorted by Batting Avg)

Record: Tournament: 1-2 / Opening Round: 1-2

#	PLAYER	AVG	GP-GS	AB	R	H	2B	3B	HR	RBI	TB	SLG%	BB	HP	SO	GDP	OB%	SF	SH	SB-ATT
53	ESPINAL MARTINEZ E	.444	3-3	9	3	4	0	0	0	6	4	.444	1	0	1	0	.500	0	0	0-0
8	VALERIO AYALA Char	.444	3-3	9	5	4	1	0	2	5	11	1.222	2	0	0	0	.545	0	0	1-1
34	PEGUERO D OLEO Car	.364	3-3	11	2	4	0	0	1	3	7	.636	1	0	2	0	.417	0	0	0-0
4	PERDOMO FONNIEUR G	.333	3-3	9	3	3	0	0	0	1	3	.333	4	0	3	0	.538	0	0	1-2
1	CELESTINO TIBURCIO	.333	3-3	9	1	3	1	1	0	1	6	.667	1	0	2	0	.400	0	0	0-0
25	MONTERO GUZMAN Ele	.333	2-2	6	1	2	0	0	0	0	2	.333	1	0	2	0	.429	0	0	0-0
21	MARTE JIMENEZ Alfr	.250	3-3	12	2	3	2	0	0	5	5	.417	1	0	0	0	.308	0	0	0-0
2	LOPEZ BELLO Otto A	.250	3-3	12	3	3	0	0	0	1	3	.250	0	1	2	0	.308	0	0	1-1
13	GUZMAN MINYETTY Je	.250	2-2	8	2	2	1	0	1	1	6	.750	1	0	2	0	.333	0	0	0-0
96	MEJIA ABREU Alejan	.000	1-0	1	0	0	0	0	0	0	0	.000	0	0	0	0	.000	0	0	0-0
98	GONZALEZ ARRINDELL	.000	2-2	6	1	0	0	0	0	0	0	.000	0	0	1	1	.000	0	0	0-0
Totals		.304		92	23	28	5	1	4	23	47	.511	12	1	15	1	.390	0	0	3-4
Opponents		.304		92	20	28	4	0	9	19	59	.641	9	0	27	0	.366	0	0	1-1

(All Games, Sorted by Earned Run Avg)

#	PLAYER	ERA	W-L	SV	IP	G	GS	CG	SHO	H	R	ER	BB	SO	2B	3B	HR	AB	B/Avg	WP	HP	BK	IBB	SHA	SFA
17	HENRY Henry Montas	0.00	1-0	0	1.2	1	0	0	0	2	0	0	0	1	1	0	0	6	.333	0	0	0	0	0	0
20	SIRI TEJADA Dalber	0.00	0-0	0	1.0	1	0	0	0	0	0	0	0	2	0	0	0	3	.000	0	0	0	0	0	0
95	OGANDO PONCHE Cris	0.00	0-0	0	1.0	1	0	0	0	0	0	0	1	1	0	0	0	3	.000	0	0	0	0	0	0
35	GONZALEZ ROSARIO K	0.00	0-0	0	2.0	1	0	0	0	1	0	0	1	2	0	0	0	6	.167	0	0	0	0	0	0
27	VALDEZ MONTILLA Br	0.00	0-0	0	0.1	1	0	0	0	1	0	0	1	0	0	0	0	2	.500	0	0	0	0	0	0
52	ADAMES CASTILLO Sa	4.50	0-0	0	2.0	1	0	0	0	2	1	1	0	0	0	0	0	8	.250	1	0	0	0	0	0
45	ROMERO HERNANDEZ E	8.31	0-1	0	4.1	1	1	0	0	5	4	4	2	10	1	0	1	19	.263	0	0	0	0	0	0
46	PIMENTEL ESPINAL C	9.00	0-0	0	1.0	1	0	0	0	1	1	1	0	1	0	0	1	4	.250	0	0	0	0	0	0
30	FELIZ SANCHEZ Neft	9.00	0-0	0	1.0	1	0	0	0	2	1	1	0	2	1	0	0	5	.400	0	0	0	0	0	0
54	SANTANA CORPORAN E	11.57	0-0	0	2.1	1	1	0	0	5	3	3	2	2	0	0	2	12	.417	1	0	0	0	0	0
51	PEREZ PINALES Luis	13.50	0-0	0	1.1	1	0	0	0	2	2	2	0	1	0	0	2	6	.333	0	0	0	0	0	0
37	SANCHEZ VALERA Cri	13.50	0-0	0	2.0	1	0	0	0	2	4	3	2	4	0	0	1	9	.222	0	0	0	0	0	0
16	SANO Carlos	21.60	0-1	0	1.2	1	1	0	0	5	4	4	0	1	1	0	2	9	.556	0	0	0	0	0	0
Totals		7.89	1-2	0	21.2	3	3	0	0	28	20	19	9	27	4	0	9	92	.304	2	0	0	0	0	0
Opponents		8.59	2-1	1	22.0	3	3	0	0	28	23	21	12	15	5	1	4	92	.304	3	1	0	0	0	0

(All Games, Sorted by Fielding Pct)

#	PLAYER	C	PO	A	E	DP	FLD%	CSB	SBA	SBA%	CI	PB
8	VALERIO AYALA Char	33	28	5	0	1	1.000	0	1	1.000	0	1
53	ESPINAL MARTINEZ E	18	17	1	0	0	1.000	0	0	0	0	0
1	CELESTINO TIBURCIO	7	7	0	0	0	1.000	0	0	0	0	0
13	GUZMAN MINYETTY Je	6	1	5	0	0	1.000	0	0	0	0	0
4	PERDOMO FONNIEUR G	5	2	3	0	0	1.000	0	0	0	0	0
96	MEJIA ABREU Alejan	3	3	0	0	0	1.000	0	0	0	0	0
2	LOPEZ BELLO Otto A	3	2	1	0	0	1.000	0	0	0	0	0
7	GUZMAN PERALTA Jon	2	0	2	0	0	1.000	0	0	0	0	0
98	GONZALEZ ARRINDELL	2	1	1	0	0	1.000	0	0	0	0	0
34	PEGUERO D OLEO Car	2	1	1	0	1	1.000	0	0	0	0	0
21	MARTE JIMENEZ Alfr	1	1	0	0	0	1.000	0	0	0	0	0
37	SANCHEZ VALERA Cri	2	1	0	1	0	.500	0	0	0	0	0
25	MONTERO GUZMAN Ele	2	1	0	1	0	.500	0	0	0	0	0
Totals		86	65	19	2	1	.977	0	1	1.000	0	1
Opponents		93	66	25	2	2	.978	1	3	.750	0	0

TEAM'S STATS – ESTADÍSTICAS DE EQUIPO

(INCLUDING GAMES 1-6 - INCLUYENDO PARTIDOS DEL 1 AL 6)



MEXICO

MEX

Overall Statistics for Mexico (as of Nov 06, 2019)
(All Games, Sorted by Batting Avg)

Record: Tournament: 3-0 / Opening Round: 3-0

#	PLAYER	AVG	GP-GS	AB	R	H	2B	3B	HR	RBI	TB	SLG%	BB	HP	SO	GDP	OB%	SF	SH	SB-ATT
75	PERIO JR. Derek No	.500	2-2	8	4	4	1	0	0	1	5	.625	0	0	1	0	.444	1	0	1-1
44	SOLIS LOPEZ Roman	.375	3-3	8	1	3	1	0	1	3	7	.875	0	0	3	0	.375	0	0	0-0
2	SALAZAR CORDOVA Ja	.375	3-3	8	1	3	0	0	0	0	3	.375	1	0	2	0	.444	0	0	0-0
27	JONES JR Jonathan	.364	3-3	11	4	4	0	0	0	1	4	.364	1	1	1	0	.462	0	0	0-1
24	NAVARRO MATA Efren	.333	3-3	12	3	4	1	0	1	5	8	.667	0	0	5	0	.333	0	0	0-0
19	ARAIZA ROMERO Jesu	.333	1-0	3	0	1	0	0	0	1	1	.333	0	0	0	0	.333	0	0	0-0
14	VILLANUEVA LIMON C	.286	2-2	7	1	2	1	0	0	2	3	.429	1	0	3	0	.375	0	0	0-0
31	CLARK Matthew Terr	.250	3-3	8	1	2	0	0	1	1	5	.625	3	0	4	0	.455	0	0	0-0
39	PEREZ Juan Samuel	.250	2-2	8	2	2	0	0	0	0	2	.250	0	0	6	0	.250	0	0	0-0
1	FLORES SANTANA Jor	.250	2-1	4	3	1	1	0	0	0	2	.500	1	0	1	0	.400	0	0	0-0
8	QUIROZ ORTIZ Jesus	.143	2-2	7	2	1	0	0	1	4	4	.571	1	0	2	0	.250	0	0	0-0
28	EVANS Phillip Math	.000	1-1	4	0	0	0	0	0	0	0	.000	0	0	1	0	.000	0	0	0-0
54	SOSA AHUMADA Humbe	.000	1-0	2	1	0	0	0	0	0	0	.000	0	0	1	0	.000	0	0	0-0
13	VARGAS DE LA MORA	.000	2-2	6	1	0	0	0	0	0	0	.000	0	1	3	1	.143	0	0	0-0
Totals		.281		96	24	27	5	0	4	18	44	.458	8	2	33	1	.346	1	0	1-2
Opponents		.200		85	5	17	1	0	2	5	24	.282	10	0	19	3	.284	0	0	1-3

(All Games, Sorted by Earned Run Avg)

#	PLAYER	ERA	W-L	SV	IP	G	GS	CG	SHO	H	R	ER	BB	SO	2B	3B	HR	AB	B/Avg	WP	HP	BK	IBB	SHA	SFA
66	QUINTANA Adam	0.00	0-0	0	1.0	1	0	0	0	0	0	0	1	0	0	0	0	3	.000	0	0	0	0	0	0
59	SALAS BUITIMEA Noe	0.00	0-0	0	1.0	1	0	0	0	0	0	0	1	0	0	0	0	3	.000	0	0	0	0	0	0
17	KELLY Justin Rober	0.00	0-0	0	0.1	1	0	0	0	1	0	0	1	0	0	0	0	2	.500	0	0	0	0	0	0
50	BARREDA TORRES Man	0.00	1-0	0	1.2	1	0	0	0	0	0	0	3	1	0	0	0	4	.000	0	0	0	0	0	0
36	REYES VELA Arturo	0.00	0-0	0	3.0	1	1	0	0	1	0	0	2	5	1	0	0	11	.091	0	0	0	0	0	0
69	VERDUGO Ryan Louis	0.00	0-0	0	0.2	1	0	0	0	1	0	0	0	1	0	0	0	3	.333	0	0	0	0	0	0
93	CASTELLANOS GONZAL	0.00	1-0	0	2.1	2	0	0	0	0	0	0	0	0	0	0	0	7	.000	0	0	0	0	0	0
38	GONZALEZ RODRIGUEZ	0.00	1-0	0	1.2	1	0	0	0	2	0	0	0	3	0	0	0	7	.286	0	0	0	0	0	0
22	BERNARDINO Brennan	0.00	0-0	0	0.1	1	0	0	0	1	0	0	0	0	0	0	0	2	.500	0	0	0	0	0	0
43	CRUZ SUSTAITA Jesu	0.00	0-0	0	2.0	1	0	0	0	0	0	0	0	2	0	0	0	6	.000	0	0	0	0	0	0
46	BUSTAMANTE VALENZU	0.00	0-0	0	2.0	1	0	0	0	0	0	0	0	3	0	0	0	6	.000	0	0	0	0	0	0
72	VERA HERNANDEZ Edu	2.25	0-0	0	4.0	1	1	0	0	4	1	1	1	1	0	0	0	14	.286	0	0	0	0	0	0
62	RAMIREZ GONZALES H	6.00	0-0	0	3.0	1	1	0	0	3	2	2	2	1	0	0	2	10	.300	0	0	0	0	0	0
12	RIOS ALFARO Jesus	18.00	0-0	0	1.0	1	0	0	0	4	2	2	0	1	0	0	0	7	.571	0	0	0	0	0	0
Totals		1.88	3-0	0	24.0	3	3	0	0	17	5	5	10	19	1	0	2	85	.200	0	0	0	0	0	0
Opponents		6.35	0-3	0	22.2	3	3	0	0	27	24	16	8	33	5	0	4	96	.281	1	2	0	1	0	1

(All Games, Sorted by Fielding Pct)

#	PLAYER	C	PO	A	E	DP	FLD%	CSB	SBA	SBA%	CI	PB
44	SOLIS LOPEZ Roman	16	15	1	0	0	1.000	1	0	.000	0	0
2	SALAZAR CORDOVA Ja	12	5	7	0	2	1.000	0	0	0	0	0
24	NAVARRO MATA Efren	11	11	0	0	2	1.000	0	0	0	0	0
28	EVANS Phillip Math	9	6	3	0	0	1.000	0	0	0	0	0
13	VARGAS DE LA MORA	8	8	0	0	1	1.000	0	0	0	0	0
19	ARAIZA ROMERO Jesu	7	5	2	0	0	1.000	1	1	.500	0	0
8	QUIROZ ORTIZ Jesus	7	2	5	0	2	1.000	0	0	0	0	0
27	JONES JR Jonathan	5	5	0	0	0	1.000	0	0	0	0	0
75	PERIO JR. Derek No	5	5	0	0	0	1.000	0	0	0	0	0
14	VILLANUEVA LIMON C	5	1	4	0	0	1.000	0	0	0	0	0
39	PEREZ Juan Samuel	4	4	0	0	0	1.000	0	0	0	0	0
54	SOSA AHUMADA Humbe	3	3	0	0	0	1.000	0	0	0	0	0
1	FLORES SANTANA Jor	2	0	2	0	0	1.000	0	0	0	0	0
62	RAMIREZ GONZALES H	1	1	0	0	0	1.000	0	0	0	0	0
17	KELLY Justin Rober	1	0	1	0	0	1.000	0	0	0	0	0
43	CRUZ SUSTAITA Jesu	1	0	1	0	0	1.000	0	0	0	0	0
36	REYES VELA Arturo	3	1	1	1	0	.667	0	0	0	0	0
12	RIOS ALFARO Jesus	1	0	0	1	0	.000	0	0	0	0	0
Totals		101	72	27	2	3	.980	2	1	.333	0	0
Opponents		91	68	18	5	1	.945	1	1	.500	0	2

TEAM'S STATS – ESTADÍSTICAS DE EQUIPO

(INCLUDING GAMES 1-6 – INCLUYENDO PARTIDOS DEL 1 AL 6)



NETHERLANDS

NED

Overall Statistics for Netherlands (as of Nov 06, 2019)
(All Games, Sorted by Batting Avg)

Record: Tournament: 0-3 / Opening Round: 0-3

#	PLAYER	AVG	GP-GS	AB	R	H	2B	3B	HR	RBI	TB	SLG%	BB	HP	SO	GDP	OB%	SF	SH	SB-ATT
2	RIFAELA Ademar Ber	.429	3-2	7	0	3	0	0	0	0	3	.429	1	0	1	0	.500	0	0	0-0
15	SCHOOP Sharlon Rom	.333	3-3	6	1	2	0	0	0	0	2	.333	2	0	1	0	.500	0	0	0-0
11	DIDDER Ray-Patrick	.286	3-2	7	0	2	1	0	0	0	3	.429	0	0	2	0	.286	0	0	1-1
27	CLEMENTINA Hendrik	.286	2-2	7	0	2	0	0	0	0	2	.286	0	0	3	0	.286	0	0	0-0
1	DAAL Carlton Arron	.250	3-2	8	1	2	0	0	0	0	2	.250	0	0	1	0	.250	0	0	0-0
42	LAMPE Gilmer Regin	.200	2-1	5	0	1	1	0	0	0	2	.400	0	0	2	0	.200	0	0	0-0
50	BERNADINA Rogerarv	.167	3-3	6	1	1	0	0	1	1	4	.667	4	0	1	0	.500	0	0	0-1
77	DE CASTER Yurendel	.167	3-2	6	0	1	0	0	0	2	1	.167	1	0	0	0	.286	0	0	0-0
23	WAWOE Gianfranco A	.167	2-1	6	1	1	0	0	0	0	1	.167	0	0	0	2	.167	0	0	0-0
13	PROFAR Juremi Greg	.143	3-2	7	0	1	0	0	0	0	1	.143	0	0	0	0	.143	0	0	0-0
35	SAMS Kalian Rivali	.143	2-2	7	1	1	0	0	0	0	1	.143	1	0	5	0	.250	0	0	0-0
4	TROMP Chadwick Cha	.125	3-2	8	1	1	0	0	1	2	4	.500	1	0	1	0	.222	0	0	0-0
7	KEMP Dwayne Richen	.000	2-1	4	0	0	0	0	0	0	0	.000	0	0	1	0	.000	0	0	0-0
18	LOOPSTOK Sicnarf F	.000	2-1	4	0	0	0	0	0	0	0	.000	1	0	1	0	.200	0	0	0-0
30	SMITH Curt Sciene	.000	3-1	3	0	0	0	0	0	0	0	.000	1	0	1	0	.250	0	0	0-0
Totals		.198		91	6	18	2	0	2	5	26	.286	12	0	20	2	.291	0	0	1-2
Opponents		.359		103	33	37	10	1	7	28	70	.68	13	1	16	1	.429	2	0	1-3

(All Games, Sorted by Earned Run Avg)

#	PLAYER	ERA	W-L	SV	IP	G	GS	CG	SHO	H	R	ER	BB	SO	2B	3B	HR	AB	B/Avg	WP	HP	BK	IBB	SHA	SFA
20	BOLSENBROEK Mike	0.00	0-0	0	2.0	2	0	0	0	1	0	0	0	2	1	0	0	7	.143	0	0	0	0	0	0
33	KELLY Kevin Keary	0.00	0-0	0	1.1	2	0	0	0	2	0	0	2	1	0	0	0	6	.333	0	0	0	0	0	0
36	MARKWELL Diegomar	0.00	0-0	0	1.2	2	0	0	0	1	1	0	1	1	1	0	0	6	.167	0	0	0	0	0	0
45	SULBARAN Juancarlo	0.00	0-0	0	1.0	1	0	0	0	1	0	0	0	1	0	0	0	4	.250	0	0	0	0	0	0
10	VAN GURP Franklin	5.40	0-0	0	1.2	2	0	0	0	1	2	1	0	2	0	0	1	7	.143	1	1	0	0	0	0
19	CORDEMANS Robbie	6.00	0-1	0	3.0	1	1	0	0	3	3	2	0	2	1	0	2	11	.273	0	0	0	0	0	1
26	STUIFBERGEN Tom	9.00	0-1	0	1.0	1	1	0	0	2	2	1	0	1	0	0	0	5	.400	0	0	0	0	0	0
55	PLOEGER Jim	9.00	0-0	0	2.0	1	0	0	0	3	4	2	0	0	1	0	1	9	.333	0	0	0	0	0	1
16	HUIJER Lars Benjam	13.50	0-0	0	2.2	2	0	0	0	5	4	4	1	3	0	0	1	12	.417	1	0	0	1	0	0
49	JURRJENS Jair Fran	13.50	0-0	0	2.0	1	1	0	0	5	3	3	2	2	1	1	1	11	.455	0	0	0	0	0	0
40	YNTEMA Orlando Dam	13.50	0-1	0	2.2	1	0	0	0	4	4	4	2	1	1	0	0	11	.364	1	0	0	0	0	0
32	JOSEPHINA Orsen Gi	27.00	0-0	0	0.2	2	0	0	0	2	4	2	3	1	1	0	0	4	.500	0	0	0	0	0	0
39	MARTIS Shairon Ben	40.50	0-0	0	1.1	2	0	0	0	7	6	6	2	0	2	0	1	10	.700	0	0	0	0	0	0
Totals		9.78	0-3	0	23.0	3	3	0	0	37	33	25	13	16	10	1	7	103	.359	3	1	0	1	0	2
Opponents		2.16	3-0	0	25.0	3	3	0	0	18	6	6	12	20	2	0	2	91	.198	2	0	0	0	0	0

(All Games, Sorted by Fielding Pct)

#	PLAYER	C	PO	A	E	DP	FLD%	CSB	SBA	SBA%	CI	PB
30	SMITH Curt Sciene	11	11	0	0	1	1.000	0	0	0	0	0
77	DE CASTER Yurendel	10	10	0	0	0	1.000	0	0	0	0	0
11	DIDDER Ray-Patrick	8	4	4	0	1	1.000	0	0	0	0	0
1	DAAL Carlton Arron	7	2	5	0	0	1.000	0	0	0	0	0
23	WAWOE Gianfranco A	7	5	2	0	1	1.000	0	0	0	0	0
15	SCHOOP Sharlon Rom	6	1	5	0	0	1.000	0	0	0	0	0
27	CLEMENTINA Hendrik	5	4	1	0	0	1.000	1	0	.000	0	1
35	SAMS Kalian Rivali	3	3	0	0	0	1.000	0	0	0	0	0
42	LAMPE Gilmer Regin	2	2	0	0	0	1.000	0	0	0	0	0
36	MARKWELL Diegomar	1	0	1	0	0	1.000	0	0	0	0	0
2	RIFAELA Ademar Ber	1	1	0	0	0	1.000	0	0	0	0	0
26	STUIFBERGEN Tom	1	1	0	0	0	1.000	0	0	0	0	0
55	PLOEGER Jim	1	0	1	0	0	1.000	0	0	0	0	0
4	TROMP Chadwick Cha	15	13	1	1	1	.933	1	1	.500	0	0
13	PROFAR Juremi Greg	9	5	3	1	0	.889	0	0	0	0	0
50	BERNADINA Rogerarv	8	6	1	1	1	.875	0	0	0	0	0
7	KEMP Dwayne Richen	2	1	0	1	0	.500	0	0	0	0	0
Totals		97	69	24	4	2	.959	2	1	.333	0	1
Opponents		109	75	31	3	3	.972	1	1	.500	0	0

TEAM'S STATS – ESTADÍSTICAS DE EQUIPO

(INCLUDING GAMES 1-6 – INCLUYENDO PARTIDOS DEL 1 AL 6)



USA

USA

Overall Statistics for United States (as of Nov 06, 2019)
(All Games, Sorted by Batting Avg)

Record: Tournament: 2-1 / Opening Round: 2-1

# PLAYER	AVG	GP-GS	AB	R	H	2B	3B	HR	RBI	TB	SLG%	BB	HP	SO	GDP	OB%	SF	SH	SB-ATT
14 KRATZ Erik Floyd	.625	3-3	8	4	5	1	0	2	3	12	1.500	1	0	0	0	.667	0	0	0-0
35 ROOKER JR Terry Br	.500	2-1	4	1	2	1	0	1	2	6	1.500	0	0	1	0	.500	0	0	0-1
5 EDWARDS Xavier Jam	.400	2-1	5	2	2	0	0	0	0	2	.400	0	0	3	0	.400	0	0	0-0
15 DALBEC Robert Vern	.364	3-3	11	3	4	0	0	2	6	10	.909	2	0	3	0	.462	0	0	0-0
4 PAYTON Mark David	.333	3-2	6	1	2	0	0	1	2	5	.833	1	0	0	0	.375	1	0	0-0
22 ADELL Jordon Scott	.308	3-3	13	1	4	0	0	1	3	7	.538	0	0	6	1	.308	0	0	0-0
2 CHATHAM Connor Jam	.286	2-2	7	1	2	0	0	0	2	2	.286	0	0	0	0	.286	0	0	0-0
23 BOHM Alec Daniel	.250	3-3	12	2	3	1	0	1	3	7	.583	0	0	1	1	.250	0	0	0-0
12 VAUGHN Andrew Clay	.222	3-2	9	0	2	1	0	0	0	3	.333	1	0	4	0	.300	0	0	0-0
1 CRONENWORTH Jacob	.200	3-3	10	3	2	1	0	1	1	6	.600	1	0	2	0	.273	0	0	0-0
11 WATERS Andrew Davi	.143	3-2	7	1	1	0	0	1	1	4	.571	1	0	5	0	.250	0	0	0-0
10 VARSHO Daulton Joh	.000	3-2	9	2	0	0	0	0	0	0	.000	1	0	1	0	.100	0	0	1-1
17 GUSHUE Taylor Ston	.000	1-0	1	0	0	0	0	0	0	0	.000	0	0	0	0	.000	0	0	0-0
Totals	.284		102	21	29	5	0	10	21	64	.627	8	0	26	2	.333	1	0	1-2
Opponents	.198		101	16	20	2	0	2	15	28	.277	8	2	32	2	.270	0	0	3-3

(All Games, Sorted by Earned Run Avg)

# PLAYER	ERA	W-L	SV	IP	G	GS	CG	SHO	H	R	ER	BB	SO	2B	3B	HR	AB	B/Avg	WP	HP	BK	IBB	SHA	SFA
29 DUNSHEE Parker Edw	0.00	0-0	0	2.1	1	1	0	0	1	2	0	1	3	0	0	0	9	.111	1	0	0	0	0	0
39 JONES Spencer Page	0.00	0-0	0	1.1	1	0	0	0	0	0	0	0	3	0	0	0	4	.000	0	0	0	0	0	0
37 SONG Noah Benjamin	0.00	0-0	0	2.0	2	0	0	0	1	0	0	1	3	1	0	0	6	.167	0	0	0	0	0	0
33 TILLO Daniel Vince	0.00	0-0	0	1.2	1	0	0	0	0	0	0	0	3	0	0	0	5	.000	0	0	0	0	0	0
50 POUNDERS Brooks Ca	0.00	0-0	0	1.0	1	0	0	0	0	0	0	0	0	0	0	0	3	.000	0	0	0	0	0	0
36 MILLS Gregory Wyatt	0.00	1-0	0	2.0	1	0	0	0	0	0	0	0	2	0	0	0	6	.000	0	0	0	0	0	0
3 ANDREWS Clayton Da	0.00	0-0	0	2.0	2	0	0	0	0	0	0	0	1	0	0	0	6	.000	0	0	0	0	0	0
44 PONCE Cody Joseph	0.00	1-0	0	5.0	1	1	0	0	2	0	0	1	5	0	0	0	16	.125	0	0	0	0	0	0
38 RICHARD Clayton Co	0.00	0-0	0	1.0	1	0	0	0	0	0	0	0	1	0	0	0	4	.000	0	0	0	0	0	0
31 HOUCK Tanner Lee	4.15	0-1	0	4.1	1	1	0	0	5	3	2	0	6	0	0	0	18	.278	0	1	0	0	0	0
32 DICKSON Brandon Le	9.00	0-0	1	1.0	1	0	0	0	2	1	1	0	2	0	0	0	5	.400	1	0	0	0	0	0
43 FLYNN Brian Anthon	9.00	0-0	0	1.0	1	0	0	0	1	1	1	0	0	0	0	1	4	.250	0	0	0	0	0	0
16 THIELBAR Caleb Joh	18.00	0-0	0	1.0	1	0	0	0	2	2	2	1	2	0	0	0	5	.400	0	0	0	0	0	0
27 FEYEREISEN Jonatho	40.50	0-0	0	0.2	1	0	0	0	3	3	3	2	1	1	0	1	5	.600	0	0	0	1	0	0
8 MURFEE William Pen	54.00	0-0	0	0.2	1	0	0	0	3	4	4	2	0	0	0	0	5	.600	0	1	0	0	0	0
Totals	4.33	2-1	1	27.0	3	3	0	0	20	16	13	8	32	2	0	2	101	.198	2	2	0	1	0	0
Opponents	6.58	1-2	0	26.0	3	3	0	0	29	21	19	8	26	5	0	10	102	.284	1	0	0	1	0	1

(All Games, Sorted by Fielding Pct)

# PLAYER	C	PO	A	E	DP	FLD%	CSB	SBA	SBA%	CI	PB
14 KRATZ Erik Floyd	27	27	0	0	0	1.000	0	3	1.000	0	1
1 CRONENWORTH Jacob	12	3	9	0	1	1.000	0	0	0	0	0
12 VAUGHN Andrew Clay	12	11	1	0	0	1.000	0	0	0	0	0
2 CHATHAM Connor Jam	5	1	4	0	1	1.000	0	0	0	0	0
5 EDWARDS Xavier Jam	5	2	3	0	0	1.000	0	0	0	0	0
10 VARSHO Daulton Joh	5	5	0	0	0	1.000	0	0	0	0	0
11 WATERS Andrew Davi	4	4	0	0	0	1.000	0	0	0	0	0
22 ADELL Jordon Scott	3	3	0	0	0	1.000	0	0	0	0	0
31 HOUCK Tanner Lee	2	1	1	0	0	1.000	0	0	0	0	0
8 MURFEE William Pen	2	0	2	0	0	1.000	0	0	0	0	0
29 DUNSHEE Parker Edw	1	0	1	0	0	1.000	0	0	0	0	0
37 SONG Noah Benjamin	1	0	1	0	0	1.000	0	0	0	0	0
33 TILLO Daniel Vince	1	0	1	0	0	1.000	0	0	0	0	0
36 MILLS Gregory Wyatt	1	1	0	0	0	1.000	0	0	0	0	0
44 PONCE Cody Joseph	1	1	0	0	0	1.000	0	0	0	0	0
17 GUSHUE Taylor Ston	1	1	0	0	0	1.000	0	0	0	0	0
32 DICKSON Brandon Le	1	0	1	0	0	1.000	0	0	0	0	0
43 FLYNN Brian Anthon	1	0	1	0	0	1.000	0	0	0	0	0
15 DALBEC Robert Vern	19	17	1	1	2	.947	0	0	0	0	0
23 BOHM Alec Daniel	7	2	4	1	1	.857	0	0	0	0	0
4 PAYTON Mark David	3	2	0	1	0	.667	0	0	0	0	0
Totals	114	81	30	3	2	.974	0	3	1.000	0	1
Opponents	105	78	26	1	2	.99	1	1	.500	0	1

GAME SUMMARY - RESULTADO DEL JUEGO 07



VENEZUELA – JAPAN



Japan 8, Venezuela 4
Nov 05, 2019 at TPE, Taoyuan International Baseball Stadium

```
-----
Venezuela.....000 103 000 - 4 10 1 (0-1)
Japan.....000 020 06X - 8 8 0 (1-0)
-----
```

Pitchers: Venezuela - DOUBRONT Felix, SOTILLET Andres, BRETO Liarvis,
NAVAS Carlos, ESCOBAR Elvis, VIZCAYA Anthony, SOCOLOVICH Miguel
Japan - YAMAGUCHI Shun, YAMAOKA Taisuke, OHTAKE Kan, NAKAGAWA Kota, KAINO
Hiroshi, YAMASAKI Yasuaki

Win: KAINO Hiroshi (1-0) Loss: VIZCAYA Anthony (0-1)

Attendance: 3868. Start: 18:07. Time: 3:39. Weather: Cloudy 26°

Umpires: HP-GOSNEY Jeff (USA), 1B-NIEBLA Jorge (CUB), 2B-HIGGINS Andrew (CAN),
3B-THOMAS Trent (AUS)

Scorers: HORNG Yu-Wei (TPE), CHAN Cindy (HKG), WEN Tim (TPE),

TC: BONILLA Angel (DOM), YANG Charles (TPE), PEÑA de Morgan

Game: 7

GAME SUMMARY - RESULTADO DEL JUEGO 08



PUERTO RICO – CHINESE TAIPEI



Chinese Taipei 6, Puerto Rico 1
Nov 05, 2019 at TPE, Taichung Intercontinental Baseball Stadium

```
-----
Puerto Rico.....000 010 000 - 1 3 4 (0-1)
Chinese Taipei.....200 031 00X - 6 4 0 (1-0)
-----
```

Pitchers: Puerto Rico - CRUZ Fernando, MARTINEZ Miguel, ESCANIO Bryan,
NIEVES, Efrain

Chinese Taipei - CHIANG Shao-Ching, CHEN Kuan-Yu, CHEN Yu-Hsun, CHEN Hung-Wen

Win: CHIANG Shao-Ching (1-0) Loss: CRUZ Fernando (0-1)

Homeruns: Chinese Taipei: LIN Li

Attendance: 11852. Start: 18:40. Time: 2:58. Weather: Clear 22°

Umpires: HP-SHIKITA Naoto (JPN), 1B-GREGSON Ray (USA), 2B-PARK Hiyoung (KOR),
3B-IZAGUIRRE Alan (MEX)

Scorers: SANTOS Susana (ESP), SUMI Takuya (JPN), NAKAMURA Fuka (JPN),

TC: MEDINA Pedro (CUB), TODD Andrew (AUS)

Game: 8

OFFICIALS – OFICIALES (KOREA)

TECHNICAL COMMISSION – COMISIÓN TÉCNICA

Technical Director – Director Técnico:  **Giuseppe GUILIZZONI (ITA)**

 Koji ASO (JPN)

 Enrique BURGOS (PAN)

 Narelle GOSSTRAY (AUS)

 Frank MARCOS (USA)

UMPIRES – ÁRBITROS

Umpire Director - Director de Árbitros:  **Gustavo RODRIGUEZ (USA)**

Assistant Umpire Director - Asistente al Director de Árbitros:  **Larry YOUNG (USA)**


 Jose DEL PUERTO (MEX)

 Tomoya ISHIYAMA (JPN)

 Jairo MENDOZA (NCA)

 Domingo POLANCO (DOM)

 Saiya SILVA (VEN)

 Alessandro SPERA (ITA)

 Fumihiro YOSHIMOTO (JPN)

 Hua-Wen CHI (TPE)

OFFICIAL SCORERS – ANOTADORES OFICIALES

Scorers Director – Director de Anotadores:  **Anna Maria PAINI (ITA)**

Assistant Scorer Director – Asistente al Director de Anotadores:  **Fabio ZACCARIA (ITA)**

 Jennie MOLONEY (AUS)

 Jungsub SHIN (KOR)

 Xiaojun SUN (CHN)

 Pak Wah WONG (HKG)

ROSTER



AUSTRALIA

AUS

#	LAST NAME	FIRST NAME	POS	DOB	B	T	WT	HT
02	WHITEFIELD	Aaron James	OF	02-09-1996	R	R	90	194
04	WADE	Logan Gregory	SS	13-11-1991	S	R	86	185
06	GLENDINNING	Robert David	SS	06-10-1995	R	R	90	189
07	GEORGE	Darryl Roy	IF	14-03-1993	R	R	90	191
08	D'ANTONIO	Trent Mitchell	UTL	14-08-1985	L	R	85	175
09	PERKINS	Robert Ryan	C	29-05-1994	R	R	90	191
11	DE SAN MIGUEL	Allan Murray	C	01-02-1988	R	R	96	175
13	TOLS	Joshua Peter	P	06-10-1989	L	L	75	170
16	HUGHES	Luke Trevor	UTL	02-08-1984	R	R	95	187
17	CAMPBELL	Andrew Thomas	OF	18-02-1992	L	R	90	183
21	VAN STEENSEL	Todd Bertram	P	14-01-1991	R	R	90	189
22	DUTTON	Wade Anthony	UTL	23-09-1986	R	R	77	188
23	KENNELLY	Timothy James	OF	05-12-1986	R	R	85	186
24	BATTAGLIA	Ryan John	C	29-06-1992	R	R	93	185
25	KENT	Steven John	P	08-05-1989	L	L	95	187
26	WILKINS	Luke James	P	27-12-1989	R	R	80	185
27	GUYER	Joshua Alexander	P	27-05-1994	R	R	95	186
28	RUZIC	Dushan	P	05-01-1982	R	R	110	195
29	KANDILAS	David Nicholas Joseph	OF	14-09-1990	R	R	96	186
34	STREET	Samuel James	P	18-03-1992	R	R	96	188
37	ATHERTON	Timothy Ian	P	07-11-1989	R	R	95	195
39	NILSSON	Mitchell Caine	UTL	24-05-1991	S	R	92	182
40	HOLLAND	Samuel Joseph	P	20-02-1994	R	R	90	196
43	SUTHERLAND	David Andrew	1B	02-05-1985	L	L	108	200
44	SEARLE	Ryan Gregory	P	22-06-1989	R	R	97	183
47	MOYLAN	Peter Michael	P	02-12-1978	R	R	96	194
55	KENNEDY	Jon Robert Dale	P	20-09-1994	L	L	95	200
64	SCHMIDT	Daniel John	P	27-04-1988	L	L	73	187

14	NILSSON	David Wayne	Manager/Head Coach
12	WATSON	Shayne Colin	Coach
18	COLLINS	Michael John Donald	Coach
19	GRAHAM	Andrew Ewan	Coach
33	BENNETT	James Alan	Pitching Coach
35	OXSPRING	Chris Andrew	Coach
41	TEICHMANN	Russell Craig	Coach

ROSTER



CANADA

CAN

#	LAST NAME	FIRST NAME	POS	DOB	B	T	WT	HT
11	MALO	Jonathan	IF	29-09-1983	R	R	81	188
14	WOOD	Eric Elliott Wilson	3B	22-11-1992	R	R	96	185
15	YERZY	Andrew Jacob	C	05-07-1998	L	R	97	190
16	MCAFFER	William Hamilton	P	30-05-1997	R	R	92	188
17	RENAUD AUMONT	Phillippe	P	07-01-1989	L	R	108	201
18	DARVILL	Wesley William	IF	10-09-1991	L	R	86	188
19	PROCOPIO	Daniel Kazumi Rico	P	18-09-1995	R	R	86	183
21	SAUNDERS	Michael Edward Brett	OF	19-11-1986	L	R	102	193
22	DEGLAN	Kellin Lee	C	03-05-1992	L	R	99	188
23	TOSONI	Rene Micheal	OF	02-07-1986	L	R	88	193
24	MARKLUND	Brandon Gene	P	10-06-1996	R	R	83	188
25	POMPEY	Dalton Kenrick	OF	11-12-1992	S	R	90	188
26	POMPEY	Tristan Gabriel	OF	23-03-1997	S	R	90	193
27	RAKKAR	Jasvir Singh	P	27-04-1991	R	R	90	188
28	PANAS	Connor Andrew	OF	11-02-1993	L	R	98	193
30	ZASTRYZNY	Robert John	P	26-03-1992	R	L	92	190
31	HOULE	Dustin Roger	C	09-11-1993	R	R	92	185
32	RUTCKYJ	Evan	P	31-01-1992	R	L	102	196
35	MOLLEKEN	Dustin	P	21-08-1984	L	R	110	195
37	LENNERTON	Jordan Michael	1B	16-02-1986	L	L	104	188
38	LEBLANC	Charles	IF	03-06-1996	R	R	88	190
44	MORGAN	Gareth	OF	12-04-1996	R	R	120	193
45	ORIMOLOYE	Oluwademilade	OF	06-01-1997	R	R	102	193
47	MATHIESON	Scott William	P	27-02-1984	R	R	104	190
48	RICHMOND	Scott Daniel	P	30-08-1979	R	R	99	196
49	RHEAULT	Dylan Anthony	P	21-03-1992	R	R	111	206
52	LEROUX	Christopher Adam	P	14-04-1984	L	R	102	198
55	DYKXHOORN	Brock David	P	02-07-1994	R	R	113	203

12	WHITT	Ernie	Manager/Head Coach
07	HAMILTON	Gregory	Coach
33	WALKER	Larry Kenneth Robert	Coach
34	LEIPER	Tim Joseph	Coach
36	BOUCHER	Denis	Pitching Coach

ROSTER



CUBA

CUB

#	LAST NAME	FIRST NAME	POS	DOB	B	T	WT	HT
01	SANTOS MARTINEZ	Roel	OF	15-09-1987	L	L	78	172
04	AYALA GARCIA	Alexander	UTL	31-12-1981	R	R	96	188
06	PRIETO ECHEVARRIA	Cesar	IF	10-05-1999	L	R	77	178
07	GUIBERT STIVEN	Yoelkis	OF	29-08-1994	L	L	79	180
08	GONZALEZ ISIDORIA	Raul	UTL	22-07-1987	R	R	88	187
11	ALARCON TARDIO	Yosvany	C	15-10-1984	R	R	100	180
12	ARRUEBARRUENA ESCALANTE	Barbaro Erisbel	SS	25-03-1990	R	R	97	182
13	QUESADA PEDROSO	Pavel Rafael	3B	23-04-1988	R	R	105	183
15	ALVAREZ SAEZ	Freddy Asiel	P	29-04-1989	R	R	99	181
17	RODRIGUEZ LEON	Yudiel	P	12-12-1983	L	L	84	171
24	CEPEDA CRUZ	Frederich	OF	08-04-1980	S	R	112	176
28	SAAVEDRA VALDES	Willian	1B	23-10-1981	R	R	100	183
29	RODRIGUEZ YORDY	Yariel Humberto	P	10-03-1997	R	R	75	184
30	COUSIN LA ROSA	Yosimar Isaac	P	18-02-1998	R	R	83	190
31	IBARRA ARAQUE	Yunior	C	13-04-1995	R	R	91	181
34	GARCIA ESCALANTE	Vladimir	P	24-05-1988	R	R	115	189
40	MARTINEZ MARRERO	Ariel	C	28-05-1996	R	R	95	193
41	MADAN MONTEJO	Frank Edelmiro	P	28-08-1991	R	R	95	178
47	GRACIAL GARCIA	Yurisbel	3B, LF	14-10-1985	R	R	92	195
54	DESPAIGNE RODRIGUEZ	Alfredo	OF	17-06-1986	R	R	105	173
58	YERA MONTALVO	Yoennis	P	18-10-1989	L	L	93	171
59	BAÑOS CHACON	Bladimir	P	17-01-1983	R	R	88	183
79	BLANCO MATOS	Lazaro Esteban	P	23-02-1986	R	R	91	193
83	VIERA ALVAREZ	Carlos Juan	P	06-12-1988	R	R	105	187
88	SAMON MATAMORO	Yordanis	1B	19-10-1981	R	R	100	187
89	MOINELO PITA	Livan	P	08-12-1995	R	L	64	178
92	MARTINEZ PEREZ	Raidel	P	11-10-1996	R	R	83	191
93	RODRIGUEZ VALDES	Andy Amaury	P	08-12-1998	R	R	74	184
45	BORROTO GONZALEZ	Miguel Felipe	Manager/Head Coach					
10	LINARES IZQUIERDO	Omar	1B Coach					
82	HERNANDEZ LEZCANO	Jose Eumelio	3B Coach					
22	ELOSEGUI SANCHEZ	Jose Eugenio	Pitching Coach					
95	EIZMENDIZ DOMINGUEZ	Ricardo Elain	Bench Coach					
99	LAZO IGLESIAS	Pedro Luis	Pitching Coach					

ROSTER



KOREA

KOR

#	LAST NAME	FIRST NAME	POS	DOB	B	T	WT	HT
02	PARK	Min Woo	2B	06-02-1993	L	R	83	183
03	MIN	Byunghun	OF	10-03-1987	R	R	87	178
07	KIM	Sangsu	IF	23-03-1990	R	R	68	175
10	PARK	Seihyok	C	09-01-1990	L	R	86	181
11	CHO	Sangwoo	P	04-09-1994	R	R	95	186
12	HWANG	Jaegyun	3B	28-07-1987	R	R	98	183
13	HUR	Kyounghmin	3B	26-08-1990	R	R	75	176
14	CHOI	Jeong	3B	28-02-1987	R	R	95	180
16	KIM	Ha Seong	SS	17-10-1995	R	R	83	179
17	KANG	Baekho	OF	29-07-1999	L	R	98	184
19	GO	Woosuk	P	06-08-1998	R	R	85	182
21	HA	Jaehoon	P	29-10-1990	R	R	96	182
22	KIM	Hyunsoo	OF	12-01-1988	L	R	107	190
23	CHA	Woochan	P	31-05-1987	L	L	80	185
25	YANG	Euiji	C	05-06-1987	R	R	95	180
29	KIM	Kwanghyun	P	22-07-1988	L	L	88	188
32	KIM	Jaehwan	OF	22-09-1988	L	R	90	183
33	LEE	Seungho	P	08-02-1999	L	L	93	187
35	MOON	Kyeongchan	P	08-07-1992	R	R	85	185
37	PARK	Kunwoo	OF	08-09-1990	R	R	83	184
41	LEE	Youngha	P	01-11-1997	R	R	90	191
45	LEE	Yongchan	P	02-01-1989	R	R	85	185
46	WON	Jonghyan	P	31-07-1987	R	R	85	182
50	PARK	Jonghun	P	13-08-1991	R	R	91	187
51	LEE	Jung-Hoo	OF	20-08-1998	L	R	80	185
52	PARK	Byungho	1B	10-07-1986	R	R	100	185
54	YANG	Hyeonjong	P	01-03-1988	L	L	92	182
61	HAM	Deokju	P	13-01-1995	L	L	84	181
74	KIM	Kyungmoon	Manager/Head Coach					
71	KIM	Pyoung-Ho	Coach					
72	JUNG	Minchul	Coach					
73	CHOI	Il Eon	Coach					
74	KIM	Kyungmoon	Coach					
75	LEE	Jong Yeol	Coach					
77	KIM	Jongkook	Coach					
88	KIM	Jae Hyun	Coach					
92	CHOI	Won Ho	Coach					
96	JIN	Kabyong	Coach					

SUPER ROUND – SUPER RONDA

SCHEDULE AND RESULTS – CALENDARIO Y RESULTADOS

SUPER ROUND – SUPER RONDA (JAPAN)

1A  MEXICO

1B

1C

2A  USA

2B

2C

MONDAY NOVEMBER 11 – LUNES 11 DE NOVIEMBRE, 2019

#	Hour Hora	Stadium Campo	Group Grupo	Away Team Equipo Visitante	Home Team Equipo Local	Score	Inn
19	12:00	ZOZO Marine, Chiba	SR	B1 or B2	A1 or A2		
20	19:00	ZOZO Marine, Chiba	SR	C1 or C2	B1 or B2		
21	19:00	Tokyo Dome	SR	A1 or A2	C1 or C2		

TUESDAY NOVEMBER 12 – MARTES 12 DE NOVIEMBRE, 2019

#	Hour Hora	Stadium Campo	Group Grupo	Away Team Equipo Visitante	Home Team Equipo Local	Score	Inn
22	12:00	Tokyo Dome	SR	C1 or C2	A1 or A2		
23	19:00	ZOZO Marine, Chiba	SR	B1 or B2	C1 or C2		
24	19:00	Tokyo Dome	SR	A1 or A2	B1 or B2		

WEDNESDAY NOVEMBER 13 – MIÉRCOLES DE NOVIEMBRE, 2019

#	Hour Hora	Stadium Campo	Group Grupo	Away Team Equipo Visitante	Home Team Equipo Local	Score	Inn
25	12:00	Tokyo Dome	SR	C1 or C2	A1 or A2		
26	19:00	Tokyo Dome	SR	A1 or A2	B1 or B2		

Local time in Japan/ Hora local en Japón

SUPER ROUND – SUPER RONDA

SCHEDULE AND RESULTS – CALENDARIO Y RESULTADOS



FRIDAY NOVEMBER 15 – VIERNES 15 DE NOVIEMBRE, 2019

#	Hour Hora	Stadium Campo	Group Grupo	Away Team Equipo Visitante	Home Team Equipo Local	Score	Inn
27	12:00	Tokyo Dome	SR	A1 or A2	B1 or B2		
28	19:00	Tokyo Dome	SR	A1 or A2	C1 or C2		

SATURDAY NOVEMBER 16 – SÁBADO 16 DE NOVIEMBRE, 2019

#	Hour Hora	Stadium Campo	Group Grupo	Away Team Equipo Visitante	Home Team Equipo Local	Score	Inn
29	12:00	Tokyo Dome	SR	B1 or B2	C1 or C2		
30	19:00	Tokyo Dome	SR	B1 or B2	C1 or C2		

SUNDAY NOVEMBER 17 – DOMINGO 17 DE NOVIEMBRE, 2019

#	Hour Hora	Stadium Campo	Group Grupo	Away Team Equipo Visitante	Home Team Equipo Local	Score	Inn
31	12:00	Tokyo Dome	 BRONZE	4th Place afterSR	3rd Place afterSR		
32	19:00	Tokyo Dome	 GOLD	2nd Place afterSR	1st Place afterSR		

Local time in Japan/ Hora local en Japón

ABBREVIATIONS – ABREVIATURAS

(IN ALPHABETICAL ORDER – EN ORDEN ALFABÉTICO)

HITTING – OFENSIVA			PITCHING – PITCHEO		
2B	Doubles	Dobles	2B	Doubles allowed	Dobles permitidos
3B	Triples	Triples	3B	Triples allowed	Triples permitidos
AB	At bats	Veces al bate	AB	At bats	Veces al bate
AVG	Batting average	Average de bateo	B/Avg	Opponent batting average	Average de bateo de los oponentes
BB	Base on balls	Base por bolas	BK	Balk	Balk
GDP	Grounded into double plays	Batazo para Doble Play	BB	Base on balls allowed	Bases por bolas concedidas
G	Games played	Juegos jugados	CG	Complete games	Juegos completo
H	Hits	Hits conectados	ER	Earned runs allowed	Carreras limpias permitidas
HP	Hit by pitch	Golpeado por el lanzador	ERA	Earned run average	Promedio de efectividad
HR	Homeruns	Cuadrangulares	IBB	Intentional base on balls allowed	Bases por bolas intencionales
IBB	Intentional base on balls	Base por bolas intencional	GP	Games pitched	Juegos lanzados
OB%	On base percentage	Promedio de embasado	GS	Games started	Juegos Iniciados
R	Runs scored	Carreras anotadas	H	Hits allowed	Hits permitidos
RBI	Runs batted in	Carreras impulsadas	HP	Hit by pitch	Golpeados por el lanzamiento
SB / ATT	Stolen bases / SB attempts	Baes Robadas / Intentos de robo	HR	Home runs allowed	Cuadrangulares permitidos
SF	Sacrifice flies	Sacrificio Fly	IP	Innings played	Entradas lanzadas
SH	Sacrifice hits	Toque de sacrificio	R	Runs allowed	Carreras permitidas
SLG%	Slugging percentage	Average de slugging	SO	Strikeouts	Ponches propinados
SO	Strikeouts	Ponches	SFA	Sacrifice flies allowed	Sacrificios fly permitidos
TB	Total bases	Total de bases alcanzadas por hit	SHA	Sacrifice hits allowed	Toques de sacrificio permitidos
			SHO	Shutouts / Combination shutouts	Blanqueos / Blanqueos combinados
			SV	Saves	Juegos salvados
			W-L	Wins/Losses	Juegos ganados/Perdidos
			WP	Wild pitches	Wild pitches

FIELDING – DEFENSA

A	Assists	Asistencias
C	Chances	Total de lances
CI	Catcher's interference	Interferencia del receptor
CSB	Caught stealing (by pitcher and catcher)	Atrapado robando (del lanzador y del receptor)
DP	Double plays participated in	Participaciones en doble play
E	Errors	Errores
FLD%	Fielding percentage	Promedio de defensa
PB	Passed balls (catcher)	Passed ball (receptor)
PO	Putouts	Outs (Eliminaciones)
SBA	Stolen bases allowed (pitcher and catcher)	Robos permitidos (lanzador y receptor)
SBA%	Stolen bases against percentage (pitcher and catcher)	Promedio de robos permitidos (lanzador y receptor)