

WBSC

**BASEBALL
AMERICAS QUALIFIER**

DAILY REPORT
REPORTE DIARIO

NR. 4

31 MAY – 5 JUNE 2021

#RoadToTokyo





OPENING ROUND – RONDA DE APERTURA

STANDINGS – POSICIÓN DE EQUIPOS

GROUP A – GRUPO A

RK	TEAM – EQUIPO	GP	W	L	AVG	GB
1	 USA	2	2	0	1.000	-
2	 DOMINICAN REPUBLIC	3	2	1	.667	0.5
3	 NICARAGUA	3	1	2	.333	1.5
4	 PUERTO RICO	2	0	2	.000	2.0

GROUP B – GRUPO B

RK	TEAM – EQUIPO	GP	W	L	AVG	GB
1	 VENEZUELA	3	3	0	1.000	-
2	 CANADA	3	2	1	.667	1.0
3	 CUBA	3	1	2	.333	2.0
4	 COLOMBIA	3	0	3	.000	3.0

The Teams are placed according the Tournament Regulations for the WBSC.

Los equipos son ordenados en atención a los Reglamentos Oficiales de la WBSC.

OPENING ROUND – RONDA DE APERTURA

SCHEDULE AND RESULTS – CALENDARIO Y RESULTADOS

GROUP A - GRUPO A

 DOMINICAN REPUBLIC

 NICARAGUA

 PUERTO RICO

 USA

GROUP B - GRUPO B

 CANADA

 COLOMBIA

 CUBA

 VENEZUELA

MONDAY MAY 31 - LUNES 31 DE MAYO, 2021

#	Hour Hora	Stadium Campo	Away Team Equipo Visitante	Home Team Equipo Local	Score	Inn
1	13:00	Clover Park St. Lucie	 PUERTO RICO	 DOMINICAN REPUBLIC	2-5	
2	13:00	The Ballpark of the Palm Beaches West Palm Beach	 VENEZUELA	 CUBA	6-5	
3	19:00	Clover Park St. Lucie	 USA	 NICARAGUA	7-1	
4	19:00	The Ballpark of the Palm Beaches West Palm Beach	 COLOMBIA	 CANADÁ	0-7	

TUESDAY JUNE 1 - MARTES 1 DE JUNIO, 2021

#	Hour Hora	Stadium Campo	Away Team Equipo Visitante	Home Team Equipo Local	Score	Inn
5	13:00	Clover Park St. Lucie	 COLOMBIA	 VENEZUELA	2-3	
6	13:00	The Ballpark of the Palm Beaches West Palm Beach	 NICARAGUA	 PUERTO RICO	7-6	10
7	19:00	Clover Park St. Lucie	 CANADÁ	 CUBA	6-5	
8	19:00	The Ballpark of the Palm Beaches West Palm Beach	 DOMINICAN REPUBLIC	 USA	6-8	

WEDNESDAY JUNE 2 - MIÉRCOLES 2 DE JUNIO, 2021

#	Hour Hora	Stadium Campo	Away Team Equipo Visitante	Home Team Equipo Local	Score	Inn
9	13:00	Clover Park St. Lucie	 NICARAGUA	 DOMINICAN REPUBLIC	3-13	8
10	13:00	The Ballpark of the Palm Beaches West Palm Beach	 CANADÁ	 VENEZUELA	0-5	
11	19:00	Clover Park St. Lucie	 PUERTO RICO	 USA		
12	19:00	The Ballpark of the Palm Beaches West Palm Beach	 CUBA	 COLOMBIA	16-3	7

Local time in USA / Hora local en USA.

OPENING ROUND – RONDA DE APERTURA

SCHEDULE AND RESULTS – CALENDARIO Y RESULTADOS

GROUP A - GRUPO A		GROUP B - GRUPO B	
 DOMINICAN REPUBLIC		 CANADA	
 NICARAGUA		 COLOMBIA	
 PUERTO RICO		 CUBA	
 USA		 VENEZUELA	

THURSDAY JUNE 3- JUEVES 3 DE JUNIO, 2021

#	Hour <i>Hora</i>	Stadium <i>Campo</i>	Away Team <i>Equipo Visitante</i>	Home Team <i>Equipo Local</i>	Score	Inn
11	19:00	Clover Park St. Lucie	 PUERTO RICO	 USA	CANCELED	
					CANCELADO	

Local time in USA / Hora local en USA.

GAME SUMMARY - RESULTADO DEL JUEGO 11



PUERTO RICO – USA



Score by Innings – Anotación por entradas



Game canceled because of poor field conditions due to heavy rain

Juego cancelado debido a las malas condiciones del campo por las fuertes lluvias.



SUPER ROUND – SUPER RONDA

STANDINGS – POSICIÓN DE EQUIPOS

SUPER GROUP – SUPER GRUPO

RK	TEAM – EQUIPO	GP	W	L	AVG	GB
1	 USA	1	1	0	1.000	-
	 VENEZUELA	1	1	0	1.000	-
3	 DOMINICAN REPUBLIC	1	0	1	.000	1.0
	 CANADA	1	0	1	.000	1.0





The Teams are placed according the Tournament Regulations for the WBSC.

Los equipos son ordenados en atención a los Reglamentos Oficiales de la WBSC.

SUPER ROUND – SÚPER RONDA

SCHEDULE AND RESULTS – CALENDARIO Y RESULTADOS

SUPER GROUP – SUPER GRUPO

- 1A  USA
- 1B  VENEZUELA
- 2A  DOMINICAN REPUBLIC
- 2B  CANADA

TUESDAY JUNE 1 – MARTES 1 DE JUNIO, 2021

#	Hour Hora	Stadium Campo	Away Team Equipo Visitante	Home Team Equipo Local	Score	Inn
8	19:00	The Ballpark of the Palm Beaches West Palm Beach	 DOMINICAN REPUBLIC	 USA	6-8	

WEDNESDAY JUNE 2 – MIÉRCOLES 2 DE JUNIO, 2021

#	Hour Hora	Stadium Campo	Away Team Equipo Visitante	Home Team Equipo Local	Score	Inn
10	13:00	The Ballpark of the Palm Beaches West Palm Beach	 CANADÁ	 VENEZUELA	0-5	

FRIDAY JUNE 4 – VIERNES 4 DE JUNIO, 2021

#	Hour Hora	Stadium Campo	Away Team Equipo Visitante	Home Team Equipo Local	Score	Inn
13	13:00	The Ballpark of the Palm Beaches West Palm Beach	 DOMINICAN REPUBLIC	 VENEZUELA		
14	19:00	The Ballpark of the Palm Beaches West Palm Beach	 CANADÁ	 USA		

SATURDAY JUNE 5 – SÁBADO 5 DE JUNIO, 2021

#	Hour Hora	Stadium Campo	Away Team Equipo Visitante	Home Team Equipo Local	Score	Inn
15	13:00	Clover Park St. Lucie	 CANADÁ	 DOMINICAN REPUBLIC		
16	19:00	Clover Park St. Lucie	 VENEZUELA	 USA		

Local time in USA / Hora local en USA.

INDIVIDUAL LEADERS SUMMARY
RESUMEN DE LIDERES INDIVIDUALES
(INCLUDING GAMES 1-12 - INCLUYENDO PARTIDOS DEL 1 AL 12)

BATTING LEADERS – LIDERES OFENSIVOS

PLAYER	AVG	GP-GS	PA	AB	R	H	2B	3B	HRR	BI	TB	SLG	BB	HP	SO	GDP	OBP	SF	SB	CS	SH	SB-ATT
PEREZ ALVAREZ Carlos VEN	.636	3-3	13	11	3	7	1	0	2	6	14	1.273	2	0	0	0	.692	0	0	0	0	0-0
WILLIAMS Lucas Danie USA	.625	2-2	11	8	3	5	0	1	0	3	7	.875	2	0	1	0	.700	0	0	0	1	0-0
SANTOS ALMEIDA Raico CUB	.556	3-2	10	9	3	5	0	1	1	4	10	1.111	1	0	0	0	.600	0	0	0	0	0-0
ARRUEBARRUENA ESCALA CUB	.538	3-3	13	13	3	7	1	0	2	6	14	1.077	0	0	2	0	.538	0	0	0	0	0-0
CASAS Triston Ray USA	.500	2-2	9	8	2	4	1	0	0	2	5	.625	1	0	2	1	.556	0	0	0	0	0-0
LUCIANO Kevin Antoni PUR	.500	2-2	9	6	1	3	1	0	0	0	4	.667	3	0	1	0	.667	0	0	0	0	0-0
MUNGUIA MARTINEZ Ism NCA	.500	3-3	13	12	2	6	1	0	0	0	7	.583	0	1	1	0	.538	0	0	0	0	0-0
Nunez Castillo Gusta DOM	.500	3-3	11	10	2	5	1	1	0	3	8	.800	0	0	0	0	.500	0	0	0	1	0-0
PANAS Connor Andrew CAN	.500	2-2	9	8	1	4	0	0	0	3	4	.500	1	0	2	0	.556	0	0	0	0	0-0
SANTOS MARTINEZ Roel CUB	.455	3-3	15	11	6	5	2	0	0	1	7	.636	3	1	0	1	.600	0	1	0	0	1-1

SLUGGING PCT (min 2.7 PA/G)

1. Kolozsvary Mark Da, USA	1.286
2. PEREZ ALVAREZ Carl, VEN	1.273
3. SANTOS ALMEIDA Rai, CUB	1.111
4. ARRUEBARRUENA ESCA, CUB	1.077
5. Francisco Gonzalez, DOM	1.000
6. Liberato Grullon L, DOM	.900
7. Williams Lucas Dan, USA	.875
8. Rodriguez Reyes Ju, DOM	.857
9. 3 Tied at	.800

ON BASE PCT (min 2.7 PA/G)

1. Williams Lucas Dan, USA	.700
2. PEREZ ALVAREZ Carl, VEN	.692
3. LUCIANO Kevin Anto, PUR	.667
4. SANTOS ALMEIDA Rai, CUB	.600
- SANTOS MARTINEZ Ro, CUB	.600
6. Alvarez Eduardo Co, USA	.571
7. CASAS Triston Ray, USA	.556
- Kolozsvary Mark Da, USA	.556
- PANAS Connor Andre, CAN	.556

RUNS

1. SANTOS MARTINEZ Ro, CUB	6
2. Goris Veras Diego, DOM	5
- Rodriguez Reyes Ju, DOM	5
4. Liberato Grullon L, DOM	4
5. 12 Tied at	3

HITS

1. ARRUEBARRUENA ESCA, CUB	7
- PEREZ ALVAREZ Carl, VEN	7
3. MUJICA DIAZ Yadir, CUB	6
- MUNGUIA MARTINEZ I, NCA	6
- Rodriguez Reyes Ju, DOM	6
6. 4 Tied at	5

RBI

1. ARRUEBARRUENA ESCA, CUB	6
- PEREZ ALVAREZ Carl, VEN	6
3. MUJICA DIAZ Yadir, CUB	5
4. Francisco Gonzalez, DOM	4
- Liberato Grullon L, DOM	4
- Robson Jacob Charl, CAN	4
- SAMON MATAMORO Yor, CUB	4
- SANTOS ALMEIDA Rai, CUB	4
9. 9 Tied at	3

DOUBLES

1. ALEGRIA NORORI Ben, NCA	3
2. Alvarez Eduardo Co, USA	2
- MUJICA DIAZ Yadir, CUB	2
- SANTOS MARTINEZ Ro, CUB	2
5. 18 Tied at	1

TRIPLES

1. Bonifacio Rosario, DOM	1
- Nunez Castillo Gus, DOM	1
- PEREZ BOLIVAR Hern, VEN	1
- Robson Jacob Charl, CAN	1
- SANTOS ALMEIDA Rai, CUB	1
- Williams Lucas Dan, USA	1

HOMERUNS

1. Francisco Gonzalez, DOM	3
2. ARRUEBARRUENA ESCA, CUB	2
- Kolozsvary Mark Da, USA	2
- Liberato Grullon L, DOM	2
- PEREZ ALVAREZ Carl, VEN	2
- Rodriguez Reyes Ju, DOM	2
7. 15 Tied at	1

TOTAL BASES

1. ARRUEBARRUENA ESCA, CUB	14
- PEREZ ALVAREZ Carl, VEN	14
3. Francisco Gonzalez, DOM	13
4. Rodriguez Reyes Ju, DOM	12
5. SANTOS ALMEIDA Rai, CUB	10
6. Kolozsvary Mark Da, USA	9
- Liberato Grullon L, DOM	9
8. 4 Tied at	8

WALKS

1. FLORES DEVIA Ramon, VEN	4
2. Bautista Santos Jo, DOM	3
- CHIRINOS GONZALEZ, VEN	3
- Liberato Grullon L, DOM	3
- LUCIANO Kevin Anto, PUR	3
- Navarro BULTRON Re, PUR	3
- SANTOS MARTINEZ Ro, CUB	3
- VALERIO AYALA Char, DOM	3
9. 16 Tied at	2

STOLEN BASES

1. CASTILLO ROQUE Ali, VEN	1
- Crouse Michael RAY, CAN	1
- Cuevas Noel, PUR	1
- Duran Jarren Willi, USA	1
- Filia Eric, USA	1
- PEREZ BLANCO Brall, COL	1
- SANTOS MARTINEZ Ro, CUB	1

PLATE APPEARANCES

1. MUJICA DIAZ Yadir, CUB	15
- SANTOS MARTINEZ Ro, CUB	15
3. Francisco Gonzalez, DOM	14
- Rodriguez Reyes Ju, DOM	14
5. 18 Tied at	13

AT BATS

1. MUJICA DIAZ Yadir, CUB	14
- Rodriguez Reyes Ju, DOM	14
3. ARRUEBARRUENA ESCA, CUB	13
- Francisco Gonzalez, DOM	13
5. 8 Tied at	12

CAUGHT STEALING

1. CASTILLO ROQUE Ali, VEN	2
2. PEREZ BOLIVAR Hern, VEN	1
- Perez ROSA Kelvin, PUR	1

STRIKEOUTS

1. DARVILL Wesley Wil, CAN	7
2. Pinero Daniel, CAN	6
3. Bautista Santos Jo, DOM	5
- Crouse Michael RAY, CAN	5
- Downs Mitchell Jet, COL	5
- Worner-OSBORNE Joh, CAN	5
7. CASTRO PIRELA Luis, VEN	4
- DEGLAN Kellin Lee, CAN	4
- Goris Veras Diego, DOM	4
10. 13 Tied at	3

INDIVIDUAL LEADERS SUMMARY
RESUMEN DE LIDERES INDIVIDUALES
(INCLUDING GAMES 1-12 - INCLUYENDO PARTIDOS DEL 1 AL 12)

PITCHING LEADERS – LIDERES EN PITCHEO

PLAYER	T	ERA	W-L	APP	GS	CG	SHO	SV	IP	H	R	ER	BB	SO	2B	3B	HR	AB	B/Avg	WP	HBP	BK
Albers Andrew Willia	CAN	L 0.00	1-0	1	1	0	0	0	7.0	0	0	0	0	7	0	0	0	21	.000	0	1	0
CINTRON BAEZ Luis En	PUR	L 0.00	0-0	0	0	0	0	0	0.0	0	0	0	0	0	0	0	0	0	.000	0	0	0
DE JESUS SANDOVAL En	VEN	L 0.00	0-0	1	1	0	0	0	4.0	1	0	0	3	3	0	0	0	12	.083	0	0	0
DICKSON Brandon Lee	USA	R 0.00	0-0	1	0	0	0	0	2.0	0	0	0	0	3	0	0	0	6	.000	0	0	0
Kellogg Ryan Andrew	CAN	L 0.00	0-0	1	1	0	0	0	3.2	5	0	0	0	2	1	0	0	17	.294	0	0	0
LEAL PLAZA Erick Ale	VEN	R 0.00	0-0	1	1	0	0	0	6.0	2	0	0	1	6	0	0	0	19	.105	0	1	0
Marimon Meza Sugar	COL	R 0.00	0-0	1	0	0	0	0	4.1	1	0	0	0	9	0	0	0	15	.067	1	0	0
Muniz Freddie Cabrer	PUR	R 0.00	0-1	1	0	0	0	0	2.0	0	2	0	2	0	0	0	0	4	.000	1	1	0
ST CLAIR ALVAREZ Nor	NCA	R 0.00	0-0	1	0	0	0	0	4.0	0	0	0	1	3	0	0	0	12	.000	0	0	0
Woods Richardson Sim	USA	R 0.00	0-0	0	0	0	0	0	0.0	0	0	0	0	0	0	0	0	0	.000	0	0	0
CHI MONTOYA Bryan An	CUB	R 1.59	1-0	2	1	0	0	0	5.2	6	1	1	2	3	1	0	0	23	.261	0	0	0
LIBERATORE Matthew J	USA	L 1.80	1-0	1	1	0	0	0	5.0	5	1	1	1	4	2	0	0	18	.278	0	1	0
Valdes Gonzalez Raul	DOM	L 2.57	1-0	1	1	0	0	0	7.0	3	2	2	1	5	1	0	1	25	.120	0	0	0
RUIZ TORRES Jean Car	COL	R 2.70	0-0	2	0	0	0	0	3.1	3	1	1	1	2	0	0	0	14	.214	1	0	0
RODRIGUEZ YORDY Yari	CUB	R 2.84	0-0	1	0	0	0	0	6.1	4	2	2	4	11	0	0	1	23	.174	0	0	0
McGuigan Brendan Jam	CAN	R 3.38	0-0	2	0	0	0	0	2.2	4	1	1	1	3	1	0	1	12	.333	0	1	0
MARTINEZ PEREZ Migue	PUR	L 3.60	0-0	1	1	0	0	0	5.0	6	2	2	1	2	1	0	1	18	.333	0	0	0
Consuegra Almanza Ra	COL	R 4.15	0-0	1	1	0	0	0	4.1	3	2	2	4	0	1	0	0	13	.231	0	0	0
MALDONADO Ivan	PUR	R 4.50	0-0	1	0	0	0	0	2.0	1	1	1	0	1	0	0	1	6	.167	0	0	0

OPPOSING AVG (min 0.8 IP/G)

1. Albers Andrew Will, CAN	.000
- DICKSON Brandon Le, USA	.000
- Muniz Freddie Cabr, PUR	.000
- ST CLAIR ALVAREZ N, NCA	.000
5. Marimon Meza Sugar, COL	.067
6. DE JESUS SANDOVAL, VEN	.083
7. LEAL PLAZA Erick A, VEN	.105
8. Valdes Gonzalez Ra, DOM	.120
9. 1 Tied at	.167

INNINGS PITCHED

1. Albers Andrew Will, CAN	7.0
- Valdes Gonzalez Ra, DOM	7.0
3. RODRIGUEZ YORDY Ya, CUB	6.1
4. LEAL PLAZA Erick A, VEN	6.0
5. CHI MONTOYA Bryan, CUB	5.2
6. LIBERATORE Matthew, USA	5.0
- MARTINEZ PEREZ Mig, PUR	5.0
8. SPEER Ryan Joseph, USA	4.2
9. 1 Tied at	4.1

STRIKEOUTS

1. RODRIGUEZ YORDY Ya, CUB	11
2. SPEER Ryan Joseph, USA	10
3. Marimon Meza Sugar, COL	9
4. Albers Andrew Will, CAN	7
5. LEAL PLAZA Erick A, VEN	6
6. BLANCO MATOS Lazar, CUB	5
- Valdes Gonzalez Ra, DOM	5
8. 4 Tied at	4

WINS

1. 11 Tied at	1
---------------	---

SAVES

1. Asencio Solano Jai, DOM	1
- Axford John Berton, CAN	1
- GARCIA PICADO Shey, NCA	1
- GOMEZ GOMEZ Moises, VEN	1
- Robertson David Al, USA	1

GAMES

1. 22 Tied at	2
---------------	---

LOSSES

1. 11 Tied at	1
---------------	---

WILD PITCHES

1. Bonilla Lisalverto, DOM	1
- Cruz TORRES Luis L, PUR	1
- ESCANIO FIGUEROA B, PUR	1
- Marimon Meza Sugar, COL	1
- MOINELO PITA Livan, CUB	1
- Moreno Alvarez Erl, COL	1
- Muniz Freddie Cabr, PUR	1
- RUIZ TORRES Jean C, COL	1
- TELLER DE LEON Car, NCA	1

HITS ALLOWED

1. SANCHEZ OJEDA AnIb, VEN	8
2. TELLER DE LEON Car, NCA	7
- TELLEZ VANEGAS Jun, NCA	7
4. CHI MONTOYA Bryan, CUB	6
- Cruz TORRES Luis L, PUR	6
- MARTINEZ PEREZ Mig, PUR	6
7. 7 Tied at	5

RUNS ALLOWED

1. Moreno Alvarez Erl, COL	6
2. GUTIERREZ HERNANDE, NCA	5
- GUTIERREZ RIVERA E, NCA	5
- MARRUGO VELASQUEZ, COL	5
- MEJIA FLORES Dilme, NCA	5
- PALACIO CARO Sergi, COL	5
7. BLANCO MATOS Lazar, CUB	4
- Liz Gomez Radhames, DOM	4
9. 8 Tied at	3

EARNED RUNS (min 0.8 IP/G)

1. Albers Andrew Will, CAN	0
- DE JESUS SANDOVAL, VEN	0
- DICKSON Brandon Le, USA	0
- Kellogg Ryan Andre, CAN	0
- LEAL PLAZA Erick A, VEN	0
- Marimon Meza Sugar, COL	0
- Muniz Freddie Cabr, PUR	0
- ST CLAIR ALVAREZ N, NCA	0
9. 4 Tied at	1

WALKS ALLOWED (min 0.8 IP/G)

1. Albers Andrew Will, CAN	0
- DICKSON Brandon Le, USA	0
- Kellogg Ryan Andre, CAN	0
- MALDONADO Ivan, PUR	0
- Marimon Meza Sugar, COL	0
6. 10 Tied at	1

INDIVIDUAL LEADERS SUMMARY
RESUMEN DE LIDERES INDIVIDUALES
(INCLUDING GAMES 1-12 – INCLUYENDO PARTIDOS DEL 1 AL 12)

FIELDING LEADERS – LIDERES DEFENSIVOS

PUTOUTS

1.	ALARCON TARDIO Yos, CUB	25
2.	DEGLAN Kellin Lee, CAN	24
-	Kolozsvary Mark Da, USA	24
4.	CHIRINOS GONZALEZ, VEN	23
5.	Bautista Santos Jo, DOM	22
6.	PANAS Connor Andre, CAN	20
-	VALERIO AYALA Char, DOM	20
8.	CASTRO PIRELA Luis, VEN	18
-	LUCIANO Kevin Anto, PUR	18
10.	Martinez Miranda C, COL	17
11.	MEZA ALONZO Enmanu, NCA	15
12.	ALEN SALAZAR Luis, NCA	14
-	MUNGUIA MARTINEZ I, NCA	14
14.	CASAS Triston Ray, USA	13
15.	PEREZ BOLIVAR Hern, VEN	12
16.	Ramos Garrido Maur, COL	11
17.	Cruz Molina Yomar, PUR	10
-	Liberato Grullon L, DOM	10
19.	CASTILLO ROQUE Ali, VEN	9
20.	7 Tied at	8

ERRORS

1.	Downs Mitchell Jer, COL	2
2.	18 Tied at	1

ASSISTS

1.	QUERECUTO PEREZ Ju, VEN	13
2.	CASTILLO ROQUE Ali, VEN	10
-	Pinero Daniel, CAN	10
4.	Nunez Castillo Gus, DOM	9
5.	DARVILL Wesley Wil, CAN	7
-	Lozada Salcedo Jon, COL	7
-	MATEO GONZALEZ Lui, PUR	7
8.	MARTINEZ PIZARRO O, PUR	6
-	PEREZ BOLIVAR Hern, VEN	6
10.	ARRUEBARRUENA ESCA, CUB	5
-	Bonifacio Rosario, DOM	5
-	DE JESUS JR Ivan, PUR	5
-	Downs Mitchell Jet, COL	5
14.	ALEGRIA NORORI Ben, NCA	4
-	Allen Nicholas Rya, USA	4
-	Goris Veras Diego, DOM	4
-	MUJICA DIAZ Yadir, CUB	4
-	Muniz Freddie Cabr, PUR	4
19.	7 Tied at	3

CAUGHT STEALING

1.	DEGLAN Kellin Lee, CAN	2
2.	ALEN SALAZAR Luis, NCA	1
-	Angulo Castro Andr, COL	1

TEAM'S STATS RANKING
ESTADÍSTICAS POR EQUIPO
(INCLUDING GAMES 1-12 - INCLUYENDO PARTIDOS DEL 1 AL 12)

BATTING – BATEO

TEAM	AVG	G	AB	R	H	2B	3B	HR	RBI	TB	SLG%	BB	HP	SO	GDP	OB%	SF	SH	SB-ATT
Cuba	.348	3	112	26	39	5	1	4	24	58	.518	10	3	14	3	.409	2	0	1-1
United States	.319	2	72	15	23	4	1	2	15	35	.486	11	1	15	1	.412	1	1	2-2
Dominican Republic	.317	3	104	24	33	5	2	9	24	69	.663	14	1	27	1	.403	0	1	0-0
Venezuela	.277	3	94	14	26	3	1	6	12	49	.521	18	1	16	2	.398	0	1	1-4
Nicaragua	.216	3	88	11	19	5	0	1	10	27	.307	9	5	15	2	.314	3	3	0-0
Puerto Rico	.200	2	70	8	14	2	0	2	7	22	.314	10	1	17	0	.309	0	1	1-2
Canada	.188	3	96	13	18	1	1	2	13	27	.281	13	1	38	1	.291	0	1	1-1
Colombia	.149	3	87	5	13	2	0	2	5	21	.241	3	3	23	2	.204	0	1	1-1
TOTALS	.256	11	723	116	185	27	6	28	110	308	.426	88	16	165	12	.347	6	9	7-11

PITCHING – PITCHEO

TEAM	ERA	W-L	SV	IP	GS	CG	SHO	H	R	ER	BB	SO	2B	3B	HR	AB	B/Avg	WP	HP	BKIBB	SHA	SFA	
Venezuela	2.33	3-0	1	27.0	3	0	0	16	7	7	10	23	1	0	3	90	.178	0	3	0	0	2	0
Canada	2.77	2-1	1	26.0	3	0	0	19	10	8	7	23	3	0	2	96	.198	0	2	1	0	0	1
United States	3.50	2-0	1	18.0	2	0	0	12	7	7	2	24	3	1	3	64	.188	0	2	0	0	0	0
Puerto Rico	4.50	0-2	0	18.0	2	0	0	20	12	9	11	11	4	1	2	66	.303	3	1	0	0	3	1
Dominican Republic	4.68	2-1	1	25.0	3	0	0	21	13	13	8	20	6	1	2	94	.223	1	3	0	0	1	2
Cuba	5.40	1-2	0	25.0	3	0	0	29	15	15	16	28	4	1	5	103	.282	1	0	1	1	0	0
Nicaragua	8.20	1-2	1	26.1	3	0	0	36	26	24	23	19	3	0	7	110	.327	1	2	0	1	2	1
Colombia	9.39	0-3	0	23.0	3	0	0	32	26	24	11	17	3	2	4	100	.320	3	3	0	0	1	1
TOTALS	5.11	11-11	5	188.1	22	0	0	185	116	107	88	165	27	6	28	723	.256	9	16	2	2	9	6

DEFENSE – DEFENSA

TEAM	C	PO	A	E	DP	FLD%	CSB	SBA	SBA%	CI	PB
United States	74	54	20	0	1	1.000	0	0	0	0	0
Cuba	93	75	17	1	1	.989	0	3	1.000	0	1
Dominican Republic	101	75	24	2	2	.980	0	1	1.000	0	0
Venezuela	122	81	39	2	5	.984	0	0	0	0	0
Nicaragua	100	79	17	4	0	.960	1	2	.667	0	0
Puerto Rico	83	54	26	3	3	.964	0	0	0	0	0
Canada	109	78	27	4	2	.963	2	1	.333	0	0
Colombia	92	69	18	5	2	.946	1	0	.000	0	0
TOTALS	774	565	188	21	16	.973	4	7	.636	0	1

TEAM'S STATS - ESTADÍSTICAS DE EQUIPO
(INCLUDING GAMES 1-12 - INCLUYENDO JUEGOS DEL 1 AL 12)

 **CANADA** **CAN**

(All Games, Sorted by Batting Avg)

Record: Opening Round: 2-1

#	PLAYER	AVG	GP-GS	AB	R	H	2B	3B	HR	RBI	TB	SLG%	BB	HP	SO	GDP	OB%	SF	SH	SB-ATT
28	PANAS Connor Andre	.500	2-2	8	1	4	0	0	0	3	4	.500	1	0	2	0	.556	0	0	0-0
7	Robson Jacob Charl	.417	3-3	12	2	5	0	1	0	4	7	.583	1	0	3	0	.462	0	0	0-0
14	WOOD Eric Elliott	.250	3-3	12	2	3	1	0	1	3	7	.583	1	0	3	0	.308	0	0	0-0
22	DEGLAN Kellin Lee	.167	3-3	12	1	2	0	0	0	1	2	.167	0	0	4	0	.167	0	0	0-0
19	Gillies Tyson Atle	.167	2-2	6	2	1	0	0	0	0	1	.167	1	1	1	0	.375	0	0	0-0
30	Crouse Michael RAY	.100	3-3	10	1	1	0	0	1	1	4	.400	2	0	5	0	.250	0	0	1-1
18	DARVILL Wesley Wil	.091	3-3	11	3	1	0	0	0	0	1	.91	1	0	7	0	.167	0	1	0-0
40	Pinero Daniel	.083	3-3	12	0	1	0	0	0	1	1	.83	1	0	6	0	.154	0	0	0-0
21	Worner-OSBORNE Joh	.000	3-3	10	1	0	0	0	0	0	0	.000	2	0	5	0	.167	0	0	0-0
11	MALO Jonathan	.000	2-1	2	0	0	0	0	0	0	0	.000	1	0	1	1	.333	0	0	0-0
17	Hodges Jesse Lowel	.000	1-1	1	0	0	0	0	0	0	0	.000	2	0	1	0	.667	0	0	0-0
Totals		.188		96	13	18	1	1	2	13	27	.281	13	1	38	1	.291	0	1	1-1
Opponents		.198		96	10	19	3	0	2	8	28	.292	7	2	23	1	.264	1	0	1-3

(All Games, Sorted by Earned Run Avg)

#	PLAYER	ERA	W-L	SV	IP	G	GS	CG	SHO	H	R	ER	BB	SO	2B	3B	HR	AB	B/Avg	WP	HP	BK	IBB	SHA	SFA
27	Albers Andrew Will	0.00	1-0	0	7.0	1	1	0	0	0	0	0	0	7	0	0	0	21	.000	0	1	0	0	0	0
46	Kellogg Ryan Andre	0.00	0-0	0	3.2	1	1	0	0	5	0	0	0	2	1	0	0	17	.294	0	0	0	0	0	0
25	Onyshko Benjamin A	0.00	0-0	0	2.1	2	0	0	0	0	0	0	1	3	0	0	0	8	.000	0	0	0	0	0	0
16	MCAFFER William Ha	0.00	0-0	0	1.2	1	0	0	0	0	0	0	2	2	0	0	0	4	.000	0	0	0	0	0	0
32	RUTCKYJ Evan	0.00	0-0	0	1.0	1	0	0	0	2	2	0	0	0	0	0	0	6	.333	0	0	1	0	0	0
49	Axford John Berton	0.00	0-0	1	0.1	1	0	0	0	0	0	0	0	1	0	0	0	2	.000	0	0	0	0	0	0
38	McGuigan Brendan J	3.38	0-0	0	2.2	2	0	0	0	4	1	1	1	3	1	0	1	12	.333	0	1	0	0	0	0
35	MOLLEKEN Dustin	3.86	1-0	0	2.1	1	0	0	0	2	1	1	0	1	1	0	0	8	.250	0	0	0	0	0	0
31	SEABROOKE Travis G	9.00	0-1	0	2.0	1	1	0	0	3	2	2	1	0	0	0	0	8	.375	0	0	0	0	0	0
47	MATHIESON Scott Wi	10.80	0-0	0	1.2	1	0	0	0	2	2	2	0	2	0	0	0	6	.333	0	0	0	0	0	1
20	Brigden Trevor	13.50	0-0	0	1.1	1	0	0	0	1	2	2	2	2	0	0	1	4	.250	0	0	0	0	0	0
Totals		2.77	2-1	1	26.0	3	3	0	0	19	10	8	7	23	3	0	2	96	.198	0	2	1	0	0	1
Opponents		3.81	1-2	0	26.0	3	3	0	0	18	13	11	13	38	1	1	2	96	.188	3	1	1	1	1	0

(All Games, Sorted by Fielding Pct)

#	PLAYER	C	PO	A	E	DP	FLD%	CSB	SBA	SBA%	CI	PB
22	DEGLAN Kellin Lee	26	24	2	0	1	1.000	2	0	.000	0	0
18	DARVILL Wesley Wil	12	5	7	0	1	1.000	0	0	0	0	0
30	Crouse Michael RAY	8	8	0	0	0	1.000	0	0	0	0	0
17	Hodges Jesse Lowel	5	5	0	0	0	1.000	0	0	0	0	0
11	MALO Jonathan	4	2	2	0	0	1.000	0	0	0	0	0
19	Gillies Tyson Atle	3	3	0	0	0	1.000	0	0	0	0	0
7	Robson Jacob Charl	3	3	0	0	0	1.000	0	0	0	0	0
27	Albers Andrew Will	1	1	0	0	0	1.000	0	0	0	0	0
46	Kellogg Ryan Andre	1	0	1	0	0	1.000	0	0	0	0	0
25	Onyshko Benjamin A	1	0	1	0	0	1.000	0	0	0	0	0
31	SEABROOKE Travis G	1	1	0	0	0	1.000	0	0	0	0	0
32	RUTCKYJ Evan	1	0	1	0	0	1.000	0	0	0	0	0
28	PANAS Connor Andre	21	20	0	1	1	.952	0	0	0	0	0
40	Pinero Daniel	15	4	10	1	2	.933	0	0	0	0	0
14	WOOD Eric Elliott	6	2	3	1	0	.833	0	0	0	0	0
49	Axford John Berton	1	0	0	1	0	.000	0	1	1.000	0	0
Totals		109	78	27	4	2	.963	2	1	.333	0	0
Opponents		103	78	21	4	1	.961	0	1	1.000	0	1

TEAM'S STATS - ESTADÍSTICAS DE EQUIPO
(INCLUDING GAMES 1-12 - INCLUYENDO JUEGOS DEL 1 AL 12)

 **DOMINICAN REPUBLIC** **DOM**

(All Games, Sorted by Batting Avg)

Record: Opening Round: 2-1

# PLAYER	AVG	GP-GS	AB	R	H	2B	3B	HR	RBI	TB	SLG%	BB	HP	SO	GDP	OB%	SF	SH	SB-ATT
3 Perez Martinez Yef	.667	1-0	3	1	2	0	0	1	1	5	1.667	0	0	0	0	.667	0	0	0-0
10 Guzman Minyetty Je	.600	1-1	5	1	3	1	0	0	3	4	.800	0	0	1	0	.600	0	0	0-0
2 Nunez Castillo Gus	.500	3-3	10	2	5	1	1	0	3	8	.800	0	0	0	0	.500	0	1	0-0
18 Rodriguez Reyes Ju	.429	3-3	14	5	6	0	0	2	3	12	.857	0	0	3	1	.429	0	0	0-0
8 Goris Veras Diego	.364	3-3	11	5	4	1	0	1	3	8	.727	1	1	4	0	.462	0	0	0-0
34 Francisco Gonzalez	.308	3-3	13	3	4	0	0	3	4	13	1.000	1	0	3	0	.357	0	0	0-0
7 Liberato Grullon L	.300	3-3	10	4	3	0	0	2	4	9	.900	3	0	3	0	.462	0	0	0-0
28 Cabrera Astacio Me	.250	2-2	8	0	2	0	0	0	0	2	.250	1	0	2	0	.333	0	0	0-0
1 Bonifacio Rosario	.222	3-3	9	1	2	1	1	0	3	5	.556	2	0	2	0	.364	0	0	0-0
32 VALERIO AYALA Char	.111	3-3	9	1	1	1	0	0	0	2	.222	3	0	3	0	.333	0	0	0-0
19 Bautista Santos Jo	.100	3-3	10	1	1	0	0	0	0	1	.100	3	0	5	0	.308	0	0	0-0
44 Asencio Vizcaino Y	.000	2-0	2	0	0	0	0	0	0	0	.000	0	0	1	0	.000	0	0	0-0
Totals	.317		104	24	33	5	2	9	24	69	.663	14	1	27	1	.403	0	1	0-0
Opponents	.223		94	13	21	6	1	2	13	35	.372	8	3	20	2	.299	2	1	1-1

(All Games, Sorted by Earned Run Avg)

# PLAYER	ERA	W-L	SV	IP	G	GS	CG	SHO	H	R	ER	BB	SO	2B	3B	HR	AB	B/Avg	WP	HP	BK	IBB	SHA	SFA
33 Asencio Solano Jai	0.00	0-0	1	1.0	1	0	0	0	2	0	0	0	2	0	0	0	5	.400	0	0	0	0	0	0
39 Alvarez Espinal Da	0.00	1-0	0	2.1	2	0	0	0	0	0	0	1	2	0	0	0	7	.000	0	1	0	0	0	0
43 Diaz Rodriguez Jos	0.00	0-0	0	2.0	2	0	0	0	2	0	0	0	0	0	0	0	8	.250	0	0	0	0	0	0
45 Bonilla Lisalverto	0.00	0-0	0	2.0	1	0	0	0	1	0	0	1	2	1	0	0	7	.143	1	0	0	0	0	0
35 Mendez Perez Roman	0.00	0-0	0	0.1	1	0	0	0	0	0	0	1	0	0	0	0	1	.000	0	0	0	0	0	0
38 Gonzalez Polanco L	0.00	0-1	0	0.0	2	0	0	0	1	3	3	2	0	1	0	0	1	.1000	0	1	0	0	0	0
31 Valdes Gonzalez Ra	2.57	1-0	0	7.0	1	1	0	0	3	2	2	1	5	1	0	1	25	.120	0	0	0	0	0	0
21 Molina Robles Marc	4.50	0-0	0	2.0	1	1	0	0	2	1	1	0	0	0	0	0	6	.333	0	0	0	0	1	1
20 Gomez Garcia Leuri	4.50	0-0	0	2.0	1	0	0	0	2	1	1	1	2	0	0	0	8	.250	0	1	0	0	0	0
36 Marinez Fuentes Jh	6.75	0-0	0	1.1	2	0	0	0	2	1	1	0	0	0	1	0	5	.400	0	0	0	0	0	1
30 Vargas Polanco Emi	6.75	0-0	0	1.1	1	0	0	0	2	1	1	0	3	0	0	0	6	.333	0	0	0	0	0	0
40 Liz Gomez Radhames	9.82	0-0	0	3.2	1	1	0	0	4	4	4	1	4	3	0	1	15	.267	0	0	0	0	0	0
Totals	4.68	2-1	1	25.0	3	3	0	0	21	13	13	8	20	6	1	2	94	.223	1	3	0	0	1	2
Opponents	8.51	1-2	1	24.1	3	3	0	0	33	24	23	14	27	5	2	9	104	.317	1	1	0	0	1	0

(All Games, Sorted by Fielding Pct)

# PLAYER	C	PO	A	E	DP	FLD%	CSB	SBA	SBA%	CI	PB
19 Bautista Santos Jo	25	22	3	0	2	1.000	0	0	0	0	0
32 VALERIO AYALA Char	20	20	0	0	0	1.000	0	1	1.000	0	0
7 Liberato Grullon L	10	10	0	0	0	1.000	0	0	0	0	0
18 Rodriguez Reyes Ju	8	8	0	0	0	1.000	0	0	0	0	0
8 Goris Veras Diego	5	1	4	0	1	1.000	0	0	0	0	0
28 Cabrera Astacio Me	3	3	0	0	0	1.000	0	0	0	0	0
3 Perez Martinez Yef	3	3	0	0	0	1.000	0	0	0	0	0
10 Guzman Minyetty Je	2	0	2	0	0	1.000	0	0	0	0	0
21 Molina Robles Marc	1	1	0	0	0	1.000	0	0	0	0	0
40 Liz Gomez Radhames	1	0	1	0	0	1.000	0	0	0	0	0
43 Diaz Rodriguez Jos	1	1	0	0	0	1.000	0	0	0	0	0
2 Nunez Castillo Gus	12	2	9	1	1	.917	0	0	0	0	0
1 Bonifacio Rosario	10	4	5	1	1	.900	0	0	0	0	0
Totals	101	75	24	2	2	.980	0	1	1.000	0	0
Opponents	99	73	23	3	1	.97	0	0	0	0	0

TEAM'S STATS - ESTADÍSTICAS DE EQUIPO
(INCLUDING GAMES 1-12 - INCLUYENDO JUEGOS DEL 1 AL 12)



(All Games, Sorted by Batting Avg)

Record: Opening Round: 2-0

#	PLAYER	AVG	GP-GS	AB	R	H	2B	3B	HR	RBI	TB	SLG%	BB	HP	SO	GDP	OB%	SF	SH	SB-ATT
23	Williams Lucas Dan	.625	2-2	8	3	5	0	1	0	3	7	.875	2	0	1	0	.700	0	1	0-0
26	CASAS Triston Ray	.500	2-2	8	2	4	1	0	0	2	5	.625	1	0	2	1	.556	0	0	0-0
10	Forsythe Jr. John	.500	2-1	4	0	2	0	0	0	1	2	.500	0	0	1	0	.500	0	0	0-0
8	Kolozsvary Mark Da	.429	2-2	7	3	3	0	0	2	3	9	1.286	2	0	2	0	.556	0	0	0-0
2	Alvarez Eduardo Co	.400	2-1	5	3	2	2	0	0	0	4	.800	1	1	1	0	.571	0	0	0-0
24	Duran Jarren Willi	.300	2-2	10	1	3	0	0	0	2	3	.300	1	0	2	0	.364	0	0	1-1
5	Filia Eric	.250	2-2	8	1	2	0	0	0	2	2	.250	1	0	3	0	.333	0	0	1-1
25	Frazier Todd Brian	.143	2-2	7	1	1	1	0	0	1	2	.286	2	0	0	0	.300	1	0	0-0
12	Allen Nicholas Rya	.111	2-2	9	1	1	0	0	0	1	1	.111	0	0	2	0	.111	0	0	0-0
15	Jay Jonathan Henry	.000	1-1	2	0	0	0	0	0	0	0	.000	0	0	0	0	.000	0	0	0-0
27	Kemp Matthew Ryan	.000	1-1	4	0	0	0	0	0	0	0	.000	1	0	1	0	.200	0	0	0-0
Totals		.319		72	15	23	4	1	2	15	35	.486	11	1	15	1	.412	1	1	2-2
Opponents		.188		64	7	12	3	1	3	7	26	.406	2	2	24	0	.235	0	0	0-0

(All Games, Sorted by Earned Run Avg)

#	PLAYER	ERA	W-L	SV	IP	G	GS	CG	SHO	H	R	ER	BB	SO	2B	3B	HR	AB	B/Avg	WP	HP	BK	IBB	SHA	SFA
39	RZEP CZYNSKI Marc W	0.00	0-0	0	1.0	1	0	0	0	0	0	0	0	1	0	0	0	3	.000	0	0	0	0	0	0
31	Gose Anthony Rober	0.00	0-0	0	1.0	1	0	0	0	0	0	0	0	1	0	0	0	3	.000	0	1	0	0	0	0
48	Carter Anthony Sco	0.00	0-0	0	1.0	1	0	0	0	0	0	0	0	1	0	0	0	3	.000	0	0	0	0	0	0
37	Johnson Daniel Ste	0.00	0-0	0	1.0	1	0	0	0	0	0	0	0	1	0	0	0	3	.000	0	0	0	0	0	0
32	DICKSON Brandon Le	0.00	0-0	0	2.0	1	0	0	0	0	0	0	0	3	0	0	0	6	.000	0	0	0	0	0	0
28	LIBERATORE Matthew	1.80	1-0	0	5.0	1	1	0	0	5	1	1	1	4	2	0	0	18	.278	0	1	0	0	0	0
40	SPEER Ryan Joseph	5.79	0-0	0	4.2	1	1	0	0	4	3	3	1	10	1	1	1	18	.222	0	0	0	0	0	0
30	Robertson David Al	9.00	0-0	1	1.0	1	0	0	0	1	1	1	0	2	0	0	1	4	.250	0	0	0	0	0	0
33	Jackson JR Edwin	13.50	0-0	0	0.2	1	0	0	0	1	1	1	0	1	0	0	0	3	.333	0	0	0	0	0	0
21	LANE Trevor Michae	13.50	1-0	0	0.2	1	0	0	0	1	1	1	0	0	0	0	1	3	.333	0	0	0	0	0	0
Totals		3.50	2-0	1	18.0	2	2	0	0	12	7	7	2	24	3	1	3	64	.188	0	2	0	0	0	0
Opponents		7.94	0-2	0	17.0	2	2	0	0	23	15	15	11	15	4	1	2	72	.319	2	1	0	1	1	1

(All Games, Sorted by Fielding Pct)

#	PLAYER	C	PO	A	E	DP	FLD%	CSB	SBA	SBA%	CI	PB
8	Kolozsvary Mark Da	25	24	1	0	1	1.000	0	0	0	0	0
26	CASAS Triston Ray	15	13	2	0	1	1.000	0	0	0	0	0
2	Alvarez Eduardo Co	6	3	3	0	0	1.000	0	0	0	0	0
12	Allen Nicholas Rya	5	1	4	0	1	1.000	0	0	0	0	0
23	Williams Lucas Dan	4	3	1	0	0	1.000	0	0	0	0	0
25	Frazier Todd Brian	4	2	2	0	1	1.000	0	0	0	0	0
5	Filia Eric	3	3	0	0	0	1.000	0	0	0	0	0
28	LIBERATORE Matthew	3	1	2	0	1	1.000	0	0	0	0	0
24	Duran Jarren Willi	3	3	0	0	0	1.000	0	0	0	0	0
48	Carter Anthony Sco	2	1	1	0	0	1.000	0	0	0	0	0
10	Forsythe Jr. John	1	0	1	0	1	1.000	0	0	0	0	0
33	Jackson JR Edwin	1	0	1	0	0	1.000	0	0	0	0	0
40	SPEER Ryan Joseph	1	0	1	0	0	1.000	0	0	0	0	0
21	LANE Trevor Michae	1	0	1	0	0	1.000	0	0	0	0	0
Totals		74	54	20	0	1	1.000	0	0	0	0	0
Opponents		66	51	13	2	1	.97	0	2	1.000	0	0

TEAM'S STATS - ESTADÍSTICAS DE EQUIPO
(INCLUDING GAMES 1-12 - INCLUYENDO JUEGOS DEL 1 AL 12)

 **VENEZUELA** **VEN**

(All Games, Sorted by Batting Avg)

Record: Opening Round: 3-0

#	PLAYER	AVG	GP-GS	AB	R	H	2B	3B	HR	RBI	TB	SLG%	BB	HP	SO	GDP	OB%	SF	SH	SB-ATT
43	PEREZ ALVAREZ Carl	.636	3-3	11	3	7	1	0	2	6	14	1.273	2	0	0	0	.692	0	0	0-0
31	PALMA MACHADO Alex	.333	3-3	12	1	4	0	0	0	0	4	.333	0	0	1	0	.333	0	0	0-0
28	CHIRINOS GONZALEZ	.333	3-3	9	3	3	0	0	1	1	6	.667	3	1	3	0	.538	0	0	0-0
15	FLORES DEVIA Ramon	.286	3-3	7	0	2	1	0	0	1	3	.429	4	0	0	0	.545	0	1	0-0
14	PEREZ BOLIVAR Hern	.273	3-3	11	2	3	0	1	1	1	8	.727	2	0	2	0	.385	0	0	0-1
30	RINCONES Diego Ale	.250	3-3	12	1	3	0	0	1	1	6	.500	1	0	3	0	.308	0	0	0-0
3	HERNANDEZ RIVERA Y	.250	1-1	4	0	1	0	0	0	1	1	.250	0	0	1	0	.250	0	0	0-0
5	QUERECUTO PEREZ Ju	.182	3-3	11	3	2	1	0	1	1	6	.545	2	0	2	1	.308	0	0	0-0
22	CASTILLO ROQUE Ali	.091	3-3	11	0	1	0	0	0	0	1	.91	2	0	0	0	.231	0	0	1-3
23	CASTRO PIRELA Luis	.000	2-2	6	1	0	0	0	0	0	0	.000	2	0	4	1	.250	0	0	0-0
Totals		.277		94	14	26	3	1	6	12	49	.521	18	1	16	2	.398	0	1	1-4
Opponents		.178		90	7	16	1	0	3	7	26	.289	10	3	23	5	.282	0	2	0-0

(All Games, Sorted by Earned Run Avg)

#	PLAYER	ERA	W-L	SV	IP	G	GS	CG	SHO	H	R	ER	BB	SO	2B	3B	HR	AB	B/Avg	WP	HP	BK	IBB	SHA	SFA
33	CENTENO GUTIERREZ	0.00	0-0	0	1.0	1	0	0	0	0	0	0	0	1	0	0	0	3	.000	0	0	0	0	0	0
40	DIAZ PONCE Jhonath	0.00	1-0	0	1.2	1	0	0	0	0	0	0	1	2	0	0	0	5	.000	0	0	0	0	0	0
41	RONDON SEQUERA Dan	0.00	0-0	0	1.0	2	0	0	0	0	0	0	1	0	0	0	0	3	.000	0	0	0	0	0	0
42	GOMEZ GOMEZ Moises	0.00	1-0	1	1.0	2	0	0	0	0	0	0	1	1	0	0	0	3	.000	0	0	0	0	0	0
37	DE JESUS SANDOVAL	0.00	0-0	0	4.0	1	1	0	0	1	0	0	3	3	0	0	0	12	.083	0	0	0	0	1	0
26	MOSQUEDA HERNANDEZ	0.00	1-0	0	2.0	1	0	0	0	0	0	0	1	3	0	0	0	5	.000	0	0	0	0	0	0
29	CHIRINOS YEPEZ Har	0.00	0-0	0	2.0	1	0	0	0	0	0	0	0	4	0	0	0	6	.000	0	0	0	0	0	0
39	LEAL PLAZA Erick A	0.00	0-0	0	6.0	1	1	0	0	2	0	0	1	6	0	0	0	19	.105	0	1	0	0	0	0
12	ALMEIDA MENDOZA Ad	0.00	0-0	0	1.0	2	0	0	0	0	0	0	0	1	0	0	0	2	.000	0	0	0	0	0	0
19	SANCHEZ OJEDA AnIb	6.75	0-0	0	4.0	1	1	0	0	8	3	3	1	2	1	0	1	18	.444	0	1	0	0	0	0
25	SOTILLET RIVERO An	6.75	0-0	0	1.1	1	0	0	0	2	1	1	0	0	0	0	0	5	.400	0	0	0	0	1	0
24	MACHADO ROMERO And	10.80	0-0	0	1.2	1	0	0	0	2	2	2	1	0	0	0	1	7	.286	0	0	0	0	0	0
20	MOYA BARRIOS Gabri	27.00	0-0	0	0.1	2	0	0	0	1	1	1	0	0	0	0	1	2	.500	0	1	0	0	0	0
Totals		2.33	3-0	1	27.0	3	3	0	0	16	7	7	10	23	1	0	3	90	.178	0	3	0	0	2	0
Opponents		4.32	0-3	0	25.0	3	3	0	0	26	14	12	18	16	3	1	6	94	.277	0	1	0	0	1	0

(All Games, Sorted by Fielding Pct)

#	PLAYER	C	PO	A	E	DP	FLD%	CSB	SBA	SBA%	CI	PB
28	CHIRINOS GONZALEZ	24	23	1	0	0	1.000	0	0	0	0	0
23	CASTRO PIRELA Luis	20	18	2	0	4	1.000	0	0	0	0	0
22	CASTILLO ROQUE Ali	19	9	10	0	5	1.000	0	0	0	0	0
14	PEREZ BOLIVAR Hern	18	12	6	0	2	1.000	0	0	0	0	0
31	PALMA MACHADO Alex	6	5	1	0	0	1.000	0	0	0	0	0
15	FLORES DEVIA Ramon	4	4	0	0	0	1.000	0	0	0	0	0
30	RINCONES Diego Ale	4	4	0	0	0	1.000	0	0	0	0	0
33	CENTENO GUTIERREZ	2	1	1	0	0	1.000	0	0	0	0	0
19	SANCHEZ OJEDA AnIb	2	1	1	0	0	1.000	0	0	0	0	0
37	DE JESUS SANDOVAL	2	0	2	0	0	1.000	0	0	0	0	0
24	MACHADO ROMERO And	1	0	1	0	0	1.000	0	0	0	0	0
25	SOTILLET RIVERO An	1	0	1	0	0	1.000	0	0	0	0	0
5	QUERECUTO PEREZ Ju	17	3	13	1	4	.941	0	0	0	0	0
39	LEAL PLAZA Erick A	2	1	0	1	0	.500	0	0	0	0	0
Totals		122	81	39	2	5	.984	0	0	0	0	0
Opponents		99	75	23	1	3	.99	3	1	.250	0	0

TECHNICAL APPOINTMENTS – DESIGNACIONES TÉCNICAS

#	Hour Hora	Away Team Equipo Visitante	Home Team Equipo Local		UMPIRES Árbitros	SCORERS Anotadores Oficiales	TECHNICAL COMM. Comisarios Técnicos
13	13:00	 DOM	 VEN	HP	Edwin HERNANDEZ (PUR)	Michael CRAIG (USA)	Shari REINIGER (CAN)
The Ballpark of the Palm Beaches West Palm Beach				1B	Julio TIBABIJO (COL)	Gabriel ALMARAZ (MEX)	Frank MARCOS (USA)
				2B	Christian MADERO (MEX)	Brian MOORE (USA)	Enrique Burgos (PAN)
				3B	Fabrizio FABRIZI (ITA)		
				CO	Jair FERNANDEZ (MEX)		

#	Hour Hora	Away Team Equipo Visitante	Home Team Equipo Local		UMPIRES Árbitros	SCORERS Anotadores Oficiales	TECHNICAL COMM. Comisarios Técnicos
14	19:00	 CAN	 USA	HP	Elvin JIMENEZ (VEN)	Gabriel ALMARAZ (MEX)	Shari REINIGER (CAN)
The Ballpark of the Palm Beaches West Palm Beach				1B	Ramiro ALFARO (COL)	Michael CRAIG (USA)	Frank MARCOS (USA)
				2B	Ruben RAMOS (PUR)	Brian MOORE (USA)	Enrique Burgos (PAN)
				3B	Jair FERNANDEZ (MEX)		
				CO	Christian MADERO (MEX)		

ABBREVIATIONS – ABREVIATURAS (IN ALPHABETICAL ORDER – EN ORDEN ALFABÉTICO)

HITTING – OFENSIVA			PITCHING – PITCHEO		
2B	Doubles	Dobles	2B	Doubles allowed	Dobles permitidos
3B	Triples	Triples	3B	Triples allowed	Triples permitidos
AB	At bats	Veces al bate	AB	At bats	Veces al bate
AVG	Batting average	Average de bateo	B/Avg	Opponent batting average	Average de bateo de los oponentes
BB	Base on balls	Base por bolas	BK	Balk	Balk
GDP	Grounded into double plays	Batazo para Doble Play	BB	Base on balls allowed	Bases por bolas concedidas
G	Games played	Juegos jugados	CG	Complete games	Juegos completo
H	Hits	Hits conectados	ER	Earned runs allowed	Carreras limpias permitidas
HP	Hit by pitch	Golpeado por el lanzador	ERA	Earned run average	Promedio de efectividad
HR	Homeruns	Cuadrangulares	IBB	Intentional base on balls allowed	Bases por bolas intencionales
IBB	Intentional base on balls	Base por bolas intencional	GP	Games pitched	Juegos lanzados
OB%	On base percentage	Promedio de embasado	GS	Games started	Juegos Iniciados
R	Runs scored	Carreras anotadas	H	Hits allowed	Hits permitidos
RBI	Runs batted in	Carreras impulsadas	HP	Hit by pitch	Golpeados por el lanzamiento
SB / ATT	Stolen bases / SB attempts	Baes Robadas / Intentos de robo	HR	Home runs allowed	Cuadrangulares permitidos
SF	Sacrifice flies	Sacrificio Fly	IP	Innings played	Entradas lanzadas
SH	Sacrifice hits	Toque de sacrificio	R	Runs allowed	Carreras permitidas
SLG%	Slugging percentage	Average de slugging	SO	Strikeouts	Ponches propinados
SO	Strikeouts	Ponches	SFA	Sacrifice flies allowed	Sacrificios fly permitidos
TB	Total bases	Total de bases alcanzadas por hit	SHA	Sacrifice hits allowed	Toques de sacrificio permitidos
			SHO	Shutouts / Combination shutouts	Blanqueos / Blanqueos combinados
			SV	Saves	Juegos salvados
			W-L	Wins/Losses	Juegos ganados/Perdidos
			WP	Wild pitches	Wild pitches

FIELDING – DEFENSA		
A	Assists	Asistencias
C	Chances	Total de lances
CI	Catcher's interference	Interferencia del receptor
CSB	Caught stealing (by pitcher and catcher)	Atrapado robando (del lanzador y del receptor)
DP	Double plays participated in	Participaciones en doble play
E	Errors	Errores
FLD%	Fielding percentage	Promedio de defensa
PB	Passed balls (catcher)	Passed ball (receptor)
PO	Putouts	Outs (Eliminaciones)
SBA	Stolen bases allowed (pitcher and catcher)	Robos permitidos (lanzador y receptor)
SBA%	Stolen bases against percentage (pitcher and catcher)	Promedio de robos permitidos (lanzador y receptor)