

**WBSC**

**BASEBALL  
AMERICAS QUALIFIER**

**DAILY REPORT**  
**REPORTE DIARIO**

**NR. 2**

**31 MAY – 5 JUNE 2021**

**#RoadToTokyo**





**OPENING ROUND – RONDA DE APERTURA**

**STANDINGS – POSICIÓN DE EQUIPOS**

**GROUP A – GRUPO A**

RK	TEAM – EQUIPO	GP	W	L	AVG	GB
1	 USA	2	2	0	<b>1.000</b>	-
2	 DOMINICAN REPUBLIC	2	1	1	<b>.500</b>	1.0
	 NICARAGUA	2	1	1	<b>.500</b>	1.0
4	 PUERTO RICO	2	0	2	<b>.000</b>	2.0

**GROUP B – GRUPO B**

RK	TEAM – EQUIPO	GP	W	L	AVG	GB
1	 CANADA	2	2	0	<b>1.000</b>	-
	 VENEZUELA	2	2	0	<b>1.000</b>	-
3	 COLOMBIA	2	0	2	<b>.000</b>	2.0
	 CUBA	2	0	2	<b>.000</b>	2.0

The Teams are placed according the Tournament Regulations for the WBSC.

Los equipos son ordenados en atención a los Reglamentos Oficiales de la WBSC.

## OPENING ROUND – RONDA DE APERTURA

### SCHEDULE AND RESULTS – CALENDARIO Y RESULTADOS

GROUP A - GRUPO A		GROUP B - GRUPO B	
	DOMINICAN REPUBLIC		CANADA
	NICARAGUA		COLOMBIA
	PUERTO RICO		CUBA
	USA		VENEZUELA

#### MONDAY MAY 31 – LUNES 31 DE MAYO, 2021

#	Hour Hora	Stadium Campo	Away Team Equipo Visitante	Home Team Equipo Local	Score	Inn
1	13:00	Clover Park St. Lucie	 PUERTO RICO	 DOMINICAN REPUBLIC	2-5	
2	13:00	The Ballpark of the Palm Beaches West Palm Beach	 VENEZUELA	 CUBA	6-5	
3	19:00	Clover Park St. Lucie	 USA	 NICARAGUA	7-1	
4	19:00	The Ballpark of the Palm Beaches West Palm Beach	 COLOMBIA	 CANADÁ	0-7	

#### TUESDAY JUNE 1 – MARTES 1 DE JUNIO, 2021

#	Hour Hora	Stadium Campo	Away Team Equipo Visitante	Home Team Equipo Local	Score	Inn
5	13:00	Clover Park St. Lucie	 COLOMBIA	 VENEZUELA	2-3	
6	13:00	The Ballpark of the Palm Beaches West Palm Beach	 NICARAGUA	 PUERTO RICO	7-6	10
7	19:00	Clover Park St. Lucie	 CANADÁ	 CUBA	6-5	
8	19:00	The Ballpark of the Palm Beaches West Palm Beach	 DOMINICAN REPUBLIC	 USA	6-8	

#### WEDNESDAY JUNE 2 – MIÉRCOLES 2 DE JUNIO, 2021

#	Hour Hora	Stadium Campo	Away Team Equipo Visitante	Home Team Equipo Local	Score	Inn
9	13:00	Clover Park St. Lucie	 NICARAGUA	 DOMINICAN REPUBLIC		
10	13:00	The Ballpark of the Palm Beaches West Palm Beach	 CANADÁ	 VENEZUELA		
11	19:00	Clover Park St. Lucie	 PUERTO RICO	 USA		
12	19:00	The Ballpark of the Palm Beaches West Palm Beach	 CUBA	 COLOMBIA		

Local time in USA / Hora local en USA.

## GAME SUMMARY - RESULTADO DEL JUEGO 05



# COLOMBIA – VENEZUELA



### Score by Innings – Anotación por entradas

Jun 01, 2021 at Florida (USA), Clover Park

---

Colombia.....	000	000	011	-	2	5	1	(0-2)
Venezuela.....	000	020	001	-	3	6	2	(2-0)

---

**Pitchers:** **Colombia** - CONSUEGRA ALMANZA Randy Miguel, RUIZ TORRES Jean Carlos, Herrera YANES Jasier, OCAMPO BATISTA Carlos Alberto  
**Venezuela** - LEAL PLAZA Erick Alejandro, SOTILLET Andres, RONDÓN Danny, Almeida Adrián, MOYA Gabriel, GÓMEZ Moisés

**Win:** GÓMEZ Moisés (1-0)

**Loss:** OCAMPO BATISTA Carlos Alberto (0-1)

**Homeruns:** **Colombia:** DIAZ SANDOVAL Jordan David

**Homeruns:** **Venezuela:** RINCONES Diego

Attendance: 513

Start: 13:00

Time: 2:57

Weather: Cloudy, 29°C

Umpires: HP-Fabrizio Fabrizi (ITA), 1B-Jeff Macias (USA),  
2B-Ruben Ramos (PUR), 3B-Christian Madero (MEX),  
CO-Edward Pinales (DOM)

Scorers: Michael Craig (USA), Gabriel Almaraz (MEX)

TC: Enrique Burgos (PAN), Frank Marcos (USA)

**GAME SUMMARY - RESULTADO DEL JUEGO 06**



**NICARAGUA – PUERTO RICO**



**Score by Innings – Anotación por entradas**

Jun 01, 2021 at Florida (USA), The Ballpark of the Palm Beaches

-----  
Nicaragua.....110 000 030 2 - 7 9 2 (1-1)  
Puerto Rico.....050 000 000 1 - 6 7 1 (0-2)  
-----

**Pitchers: Nicaragua** - MEJIA Dilmer, GADEA Kevin, ST CLAIR Norman, ESPINOZA Berman, BUCARDO Jorge, GARCIA Sheyder

**Puerto Rico** - MARTINEZ PEREZ Miguel Angel, Garcia Jason Emilio, Flecha Astacio Christian, MUNIZ Freddie, ESCANIO Bryan

**Win:** ESPINOZA Berman (1-0)

**Loss:** MUNIZ Freddie (0-1)

**Save:** GARCIA Sheyder (1)

**Homeruns: Nicaragua:** ALEN Luis

**Homeruns: Puerto Rico:** VALENTIN Jesmuel

Attendance: 748

Start: 19:01

Time: 3:41

Weather: Sunny, 30°C

Umpires: HP-Daniel Toledo (MEX), 1B-Jair Fernandez (MEX),  
2B-Elvin Jimenez (VEN), 3B-Maikol Tibabijo (COL),  
CO-Edwin Hernandez (USA)

Scorers: Brian Moore (USA), Andrés De León (PAN)

TC: David Rivera (MEX), Shari Reiniger (CAN)

## GAME SUMMARY - RESULTADO DEL JUEGO 07



### CANADA – CUBA



#### Score by Innings – Anotación por entradas

Jun 01, 2021 at Florida (USA), Clover Park

Canada.....	300	100	110	-	6	9	3	(2-0)
Cuba.....	000	010	202	-	5	11	1	(0-2)

**Pitchers: Canada** - Kellogg Ryan Andrew, MOLLEKEN Dustin, RUTCKYJ Evan, MATHIESON Scott, Axford John Berton

**Cuba** - VIERA Carlos, RODRIGUEZ Yariel, MOINELO Livan, MARTINEZ PEREZ Raidel

**Win:** MOLLEKEN Dustin (1-0)

**Loss:** VIERA Carlos (0-1)

**Save:** Axford John Berton (1)

**Homeruns: Canada:** Crouse Michael RAY

Attendance: 2503

Start: 1:00

Time: 3:07

Weather: Partly Cloudy, 29°C

Umpires: HP-Edward Pinales (DOM), 1B-Christian Madero (MEX),  
2B-Jeff Macias (USA), 3B-Ruben Ramos (PUR),  
CO-Fabrizio Fabrizi (ITA)

Scorers: Gabriel Almaraz (MEX), Michael Craig (USA)

TC: Enrique Burgos (PAN), Frank Marcos (USA)

**GAME SUMMARY - RESULTADO DEL JUEGO 08**



**DOMINICAN REPUBLIC - USA**



**Score by Innings - Anotación por entradas**

Jun 01, 2021 at Florida (USA), The Ballpark of the Palm Beaches

-----  
Dominican Republic.010 022 001 - 6 7 1 (1-1)  
United States.....200 204 00X - 8 9 0 (2-0)  
-----

**Pitchers: Dominican Republic** - Liz Radhamés, Álvarez Dario, Vargas Emilio, González Luís, Mariñez Jhan, Méndez Román, Bonilla Lisalverto  
**United States** - Ryan Joe, Jackson JR Edwin, LANE Trevor Michael, Carter Anthony Scott, Johnson DJ, Robertson David

**Win:** LANE Trevor Michael (1-0)

**Loss:** GONZÁLEZ Luís (0-1)

**Save:** ROBERTSON David (1)

**Homeruns: Dominican Republic:** Francisco Juan, Goris Diego

**Homeruns: United States:** Kolozsvary Mark

Attendance: 2059

Start: 7:04

Time: 3:31

Weather: Cloudy, 26°C

Umpires: HP-Edwin Hernandez (USA), 1B-Maikol Tibabijo (COL),  
2B-Ramiro Alfaro (COL), 3B-Wilfredo Montoya (NCA),  
CO-Daniel Toledo (MEX)

Scorers: Andrés De León (PAN), Brian Moore (USA)

TC: David Rivera (MEX), Shari Reiniger (CAN)



**INDIVIDUAL LEADERS SUMMARY**  
**RESUMEN DE LIDERES INDIVIDUALES**  
**(INCLUDING GAMES 1-8 - INCLUYENDO PARTIDOS DEL 1 AL 8)**

**BATTING LEADERS – LIDERES OFENSIVOS**

PLAYER	AVG	GP-GS	PA	AB	R	H	2B	3B	HR	RBI	TB	SLG	BB	HP	SO	GDP	OBP	SF	SB	CS	SH	SB-ATT
Nunez Castillo Gusta DOM	.667	2-2	7	6	2	4	1	1	0	1	7	1.167	0	0	0	0	.667	0	0	0	1	0-0
Williams Lucas Danie USA	.625	2-2	11	8	3	5	0	1	0	3	7	.875	2	0	1	0	.700	0	0	0	1	0-0
PEREZ ALVAREZ Carlos VEN	.571	2-2	9	7	1	4	0	0	1	4	7	1.000	2	0	0	0	.667	0	0	0	0	0-0
CASAS Triston Ray USA	.500	2-2	9	8	2	4	1	0	0	2	5	.625	1	0	2	1	.556	0	0	0	0	0-0
LUCIANO Kevin Antoni PUR	.500	2-2	9	6	1	3	1	0	0	0	4	.667	3	0	1	0	.667	0	0	0	0	0-0
MUJICA DIAZ Yadir Or CUB	.500	2-2	9	8	0	4	1	0	0	2	5	.625	1	0	0	0	.556	0	0	0	0	0-0
PALMA MACHADO Alexan VEN	.500	2-2	8	8	1	4	0	0	0	0	4	.500	0	1	0	0	.500	0	0	0	0	0-0
PANAS Connor Andrew CAN	.500	2-2	9	8	1	4	0	0	0	3	4	.500	1	0	2	0	.556	0	0	0	0	0-0
Robson Jacob Charles CAN	.500	2-2	9	8	2	4	0	1	0	4	6	.750	1	0	2	0	.556	0	0	0	0	0-0
ALEGRIA NORORI Benja NCA	.429	2-2	8	7	2	3	3	0	0	2	6	.857	1	0	0	0	.500	0	0	0	0	0-0
Kolozsvary Mark Dani USA	.429	2-2	9	7	3	3	0	0	2	3	9	1.286	2	0	2	0	.556	0	0	0	0	0-0
Alvarez Eduardo Cort USA	.400	2-1	7	5	3	2	2	0	0	0	4	.800	1	1	1	0	.571	0	0	0	0	0-0

**SLUGGING PCT (min 2.7 PA/G)**

1. Kolozsvary Mark Da, USA	1.286
2. Nunez Castillo Gus, DOM	1.167
3. Francisco Gonzalez, DOM	1.000
- PEREZ ALVAREZ Carl, VEN	1.000
- PEREZ BOLIVAR Hern, VEN	1.000
6. ARRUEBARRUENA ESCA, CUB	.875
- Williams Lucas Dan, USA	.875
- WOOD Eric Elliott, CAN	.875
9. ALEGRIA NORORI Ben, NCA	.857
10. 3 Tied at	.800

**ON BASE PCT (min 2.7 PA/G)**

1. Williams Lucas Dan, USA	.700
2. LUCIANO Kevin Anto, PUR	.667
- Nunez Castillo Gus, DOM	.667
- PEREZ ALVAREZ Carl, VEN	.667
5. SANTOS ALMEIDA Rai, CUB	.600
6. Alvarez Eduardo Co, USA	.571
7. 5 Tied at	.556

**RUNS**

1. SANTOS MARTINEZ Ro, CUB	4
2. Alvarez Eduardo Co, USA	3
- DARVILL Wesley Wil, CAN	3
- Kolozsvary Mark Da, USA	3
- Navarro BULTRON Re, PUR	3
- Rodriguez Reyes Ju, DOM	3
- Williams Lucas Dan, USA	3
8. 12 Tied at	2

**HITS**

1. Williams Lucas Dan, USA	5
2. CASAS Triston Ray, USA	4
- MUJICA DIAZ Yadir, CUB	4
- Nunez Castillo Gus, DOM	4
- PALMA MACHADO Alex, VEN	4
- PANAS Connor Andre, CAN	4
- PEREZ ALVAREZ Carl, VEN	4
- Robson Jacob Charl, CAN	4
9. 11 Tied at	3

**RBI**

1. PEREZ ALVAREZ Carl, VEN	4
- Robson Jacob Charl, CAN	4
3. Bonifacio Rosario, DOM	3
- Francisco Gonzalez, DOM	3
- Goris Veras Diego, DOM	3
- Kolozsvary Mark Da, USA	3
- PANAS Connor Andre, CAN	3
- Williams Lucas Dan, USA	3
- WOOD Eric Elliott, CAN	3
10. 11 Tied at	2

**DOUBLES**

1. ALEGRIA NORORI Ben, NCA	3
2. Alvarez Eduardo Co, USA	2
3. 14 Tied at	1

**TRIPLES**

1. Bonifacio Rosario, DOM	1
- Nunez Castillo Gus, DOM	1
- PEREZ BOLIVAR Hern, VEN	1
- Robson Jacob Charl, CAN	1
- Williams Lucas Dan, USA	1

**HOMERUNS**

1. Francisco Gonzalez, DOM	2
- Kolozsvary Mark Da, USA	2
3. 14 Tied at	1

**TOTAL BASES**

1. Francisco Gonzalez, DOM	9
- Kolozsvary Mark Da, USA	9
3. PEREZ BOLIVAR Hern, VEN	8
4. ARRUEBARRUENA ESCA, CUB	7
- Nunez Castillo Gus, DOM	7
- PEREZ ALVAREZ Carl, VEN	7
- Williams Lucas Dan, USA	7
- WOOD Eric Elliott, CAN	7
9. 3 Tied at	6

**WALKS**

1. Liberato Grullon L, DOM	3
- LUCIANO Kevin Anto, PUR	3
- Navarro BULTRON Re, PUR	3
4. 10 Tied at	2
- Filia Eric, USA	1
- SANTOS MARTINEZ Ro, CUB	1

**STOLEN BASES**

1. CASTILLO ROQUE Ali, VEN	1
- Crouse Michael RAY, CAN	1
- Cuevas Noel, PUR	1
- Duran Jarren Willi, USA	1
- SAMON MATAMORO Yor, CUB	10
6. 31 Tied at	9

**PLATE APPEARANCES**

1. Duran Jarren Willi, USA	11
- Williams Lucas Dan, USA	11
3. Frazier Todd Brian, USA	10
- MARTINEZ PIZARRO O, PUR	10

**AT BATS**

1. Duran Jarren Willi, USA	10
- MARTINEZ PIZARRO O, PUR	10
3. Allen Nicholas Rya, USA	9
- Cuevas Noel, PUR	9
- DEGLAN Kellin Lee, CAN	9
- Francisco Gonzalez, DOM	9
- Rodriguez Reyes Ju, DOM	9
8. 25 Tied at	8
9. 8 Tied at	3

**STRIKEOUTS**

1. DARVILL Wesley Wil, CAN	5
- Downs Mitchell Jet, COL	5
- Worner-OSBORNE Joh, CAN	5
4. Bautista Santos Jo, DOM	4
- CASTRO PIRELA Luis, VEN	4
- Crouse Michael RAY, CAN	4
- Goris Veras Diego, DOM	4
- Pinero Daniel, CAN	4

**GDP**

-	-
1. 9 Tied at	1



**INDIVIDUAL LEADERS SUMMARY**  
**RESUMEN DE LIDERES INDIVIDUALES**  
**(INCLUDING GAMES 1-8 - INCLUYENDO PARTIDOS DEL 1 AL 8)**

**PITCHING LEADERS – LIDERES EN PITCHEO**

PLAYER	T	ERA	W-L	APP	GS	CG	SHO	SV	IP	H	R	ER	BB	SO	2B	3B	HR	AB	B/Avg	WP	HBP	BK
Albers Andrew Willia CAN	L	0.00	1-0	1	1	0	0	0	7.0	0	0	0	0	7	0	0	0	21	.000	0	1	0
Bonilla Lisalverto DOM	R	0.00	0-0	1	0	0	0	0	2.0	1	0	0	1	2	1	0	0	7	.143	1	0	0
Consuegra Almanza Ra COL	R	0.00	0-0	1	1	0	0	0	4.1	3	2	0	4	0	1	0	0	13	.231	0	0	0
DIAZ PONCE Jhonathan VEN	L	0.00	1-0	1	0	0	0	0	1.2	0	0	0	1	2	0	0	0	5	.000	0	0	0
DICKSON Brandon Lee USA	R	0.00	0-0	1	0	0	0	0	2.0	0	0	0	0	3	0	0	0	6	.000	0	0	0
ESPINOZA REYES Berma NCA	R	0.00	1-0	1	0	0	0	0	2.0	1	0	0	1	3	0	0	0	6	.167	0	0	0
Herrera YANES Jasier COL	R	0.00	0-0	1	0	0	0	0	2.0	1	0	0	1	0	0	0	0	6	.167	0	0	0
Kellogg Ryan Andrew CAN	L	0.00	0-0	1	1	0	0	0	3.2	5	0	0	0	2	1	0	0	17	.294	0	0	0
LEAL PLAZA Erick Ale VEN	R	0.00	0-0	1	1	0	0	0	6.0	2	0	0	1	6	0	0	0	19	.105	0	1	0
Marimon Meza Sugar R COL	R	0.00	0-0	1	0	0	0	0	4.1	1	0	0	0	9	0	0	0	15	.067	1	0	0
Muniz Freddie Cabrer PUR	R	0.00	0-1	1	0	0	0	0	2.0	0	2	0	2	0	0	0	0	4	.000	1	1	0
RUIZ TORRES Jean Car COL	R	0.00	0-0	1	0	0	0	0	1.2	1	0	0	0	0	0	0	0	7	.143	0	0	0
ST CLAIR ALVAREZ Nor NCA	R	0.00	0-0	1	0	0	0	0	4.0	0	0	0	1	3	0	0	0	12	.000	0	0	0
LIBERATORE Matthew J USA	L	1.80	1-0	1	1	0	0	0	5.0	5	1	1	1	4	2	0	0	18	.278	0	1	0
Valdes Gonzalez Raul DOM	L	2.57	1-0	1	1	0	0	0	7.0	3	2	2	1	5	1	0	1	25	.120	0	0	0
RODRIGUEZ YORDY Yari CUB	R	2.84	0-0	1	0	0	0	0	6.1	4	2	2	4	11	0	0	1	23	.174	0	0	0
MARTINEZ PEREZ Migue PUR	L	3.60	0-0	1	1	0	0	0	5.0	6	2	2	1	2	1	0	1	18	.333	0	0	0
MOLLEKEN Dustin CAN	R	3.86	1-0	1	0	0	0	0	2.1	2	1	1	0	1	1	0	0	8	.250	0	0	0

**OPPOSING AVG (min 0.8 IP/G)**

1. Albers Andrew Will, CAN	.000
- DICKSON Brandon Le, USA	.000
- Muniz Freddie Cabr, PUR	.000
- ST CLAIR ALVAREZ N, NCA	.000
5. Marimon Meza Sugar, COL	.067
6. LEAL PLAZA Erick A, VEN	.105
7. Valdes Gonzalez Ra, DOM	.120
8. Bonilla Lisalverto, DOM	.143
9. 4 Tied at	.167

**INNINGS PITCHED**

1. Albers Andrew Will, CAN	7.0
- Valdes Gonzalez Ra, DOM	7.0
3. RODRIGUEZ YORDY Ya, CUB	6.1
4. LEAL PLAZA Erick A, VEN	6.0
5. LIBERATORE Matthew, USA	5.0
- MARTINEZ PEREZ Mig, PUR	5.0
7. SPEER Ryan Joseph, USA	4.2
8. Consuegra Almanza, COL	4.1
- Marimon Meza Sugar, COL	4.1
10. 2 Tied at	4.0

**STRIKEOUTS**

1. RODRIGUEZ YORDY Ya, CUB	11
2. SPEER Ryan Joseph, USA	10
3. Marimon Meza Sugar, COL	9
4. Albers Andrew Will, CAN	7
5. LEAL PLAZA Erick A, VEN	6
6. BLANCO MATOS Lazar, CUB	5
- Valdes Gonzalez Ra, DOM	5
8. 2 Tied at	4

**WINS**

1. Albers Andrew Will, CAN	1
- DIAZ PONCE Jhonath, VEN	1
- ESPINOZA REYES Ber, NCA	1
- GOMEZ GOMEZ Moises, VEN	1
- LANE Trevor Michae, USA	1
- LIBERATORE Matthew, USA	1
- MOLLEKEN Dustin, CAN	1
- Valdes Gonzalez Ra, DOM	1

**SAVES**

1. Asencio Solano Jai, DOM	1
- Axford John Berton, CAN	1
- GARCIA PICADO Shey, NCA	1
- GOMEZ GOMEZ Moises, VEN	1
- Robertson David Al, USA	1

**GAMES**

1. ALMEIDA MENDOZA Ad, VEN	2
- BUCARDO CASTILLO J, NCA	2
- Flecha Astacio Chr, PUR	2
- GOMEZ GOMEZ Moises, VEN	2
- MARTINEZ PEREZ Rai, CUB	2
- MOINELO PITA Livan, CUB	2
- MOYA BARRIOS Gabri, VEN	2
- RONDON SEQUERA Dan, VEN	2
9. 42 Tied at	

**INDIVIDUAL LEADERS SUMMARY**  
**RESUMEN DE LIDERES INDIVIDUALES**  
**(INCLUDING GAMES 1-8 – INCLUYENDO PARTIDOS DEL 1 AL 8)**

**FIELDING LEADERS – LIDERES DEFENSIVOS**

**PUTOUTS**

1.	ALARCON TARDIO Yos, CUB	25
2.	Kolozsvary Mark Da, USA	24
3.	PANAS Connor Andre, CAN	20
4.	CASTRO PIRELA Luis, VEN	18
-	DEGLAN Kellin Lee, CAN	18
-	LUCIANO Kevin Anto, PUR	18
7.	VALERIO AYALA Char, DOM	16
8.	Bautista Santos Jo, DOM	15
9.	CASAS Triston Ray, USA	13
-	CHIRINOS GONZALEZ, VEN	13
-	Martinez Miranda C, COL	13
12.	MEZA ALONZO Enmanu, NCA	12
13.	Ramos Garrido Maur, COL	11
14.	ALEN SALAZAR Luis, NCA	10
-	Cruz Molina Yomar, PUR	10
16.	MARTINEZ PIZARRO O, PUR	8
17.	CASTILLO ROQUE Ali, VEN	7
-	CORREA SANCHEZ Lis, CUB	7
-	MUNGUIA MARTINEZ I, NCA	7
20.	3 Tied at	6

**ERRORS**

1.	Downs Mitchell Jer, COL	2
2.	ALEGRIA NORORI Ben, NCA	1
-	ALEN SALAZAR Luis, NCA	1
-	Axford John Berton, CAN	1
-	Bonifacio Rosario, DOM	1
-	Cuevas Noel, PUR	1
-	Downs Mitchell Jet, COL	1
-	Flecha Astacio Chr, PUR	1
-	GUTIERREZ HERNANDE, NCA	1
-	LEAL PLAZA Erick A, VEN	1
-	Marimon Meza Sugar, COL	1
-	MARTINEZ PIZARRO O, PUR	1
-	Nunez Castillo Gus, DOM	1
-	PANAS Connor Andre, CAN	1
-	Pinero Daniel, CAN	1
-	PRIETO GONZALEZ Iv, CUB	1
-	QUERECUTO PEREZ Ju, VEN	1
-	WOOD Eric Elliott, CAN	1

**ASSISTS**

1.	QUERECUTO PEREZ Ju, VEN	9
2.	CASTILLO ROQUE Ali, VEN	8
-	Pinero Daniel, CAN	8
4.	MATEO GONZALEZ Lui, PUR	7
5.	DARVILL Wesley Wil, CAN	6
-	MARTINEZ PIZARRO O, PUR	6
-	Nunez Castillo Gus, DOM	6
8.	Bonifacio Rosario, DOM	5
-	DE JESUS JR Ivan, PUR	5
-	PEREZ BOLIVAR Hern, VEN	5
11.	Allen Nicholas Rya, USA	4
-	Downs Mitchell Jet, COL	4
-	Goris Veras Diego, DOM	4
-	MUJICA DIAZ Yadir, CUB	4
-	Muniz Freddie Cabr, PUR	4
16.	4 Tied at	3

**CAUGHT STEALING**

1.	ALEN SALAZAR Luis, NCA	1
-	Angulo Castro Andr, COL	1

**TEAM'S STATS RANKING**  
**ESTADÍSTICAS POR EQUIPO**  
**(INCLUDING GAMES 1-8 – INCLUYENDO PARTIDOS DEL 1 AL 8)**

**BATTING – BATEO**

TEAM	AVG	G	AB	R	H	2B	3B	HR	RBI	TB	SLG%	BB	HP	SO	GDP	OB%	SF	SH	SB-ATT
United States	.319	2	72	15	23	4	1	2	15	35	.486	11	1	15	1	.412	1	1	2-2
Cuba	.288	2	73	10	21	3	0	2	8	30	.411	5	1	10	3	.338	1	0	1-1
Venezuela	.277	2	65	9	18	2	1	4	7	34	.523	12	0	10	2	.390	0	1	1-2
Dominican Republic	.265	2	68	11	18	3	2	4	11	37	.544	7	0	24	1	.333	0	1	0-0
Canada	.243	2	70	13	17	1	1	2	13	26	.371	9	1	27	0	.338	0	0	1-1
Nicaragua	.226	2	62	8	14	4	0	1	7	21	.339	6	3	11	1	.319	1	2	0-0
Puerto Rico	.200	2	70	8	14	2	0	2	7	22	.314	10	1	17	0	.309	0	1	1-2
Colombia	.086	2	58	2	5	0	0	1	2	8	.138	2	3	19	2	.159	0	1	0-0
<b>TOTALS</b>	<b>.242</b>	<b>8</b>	<b>538</b>	<b>76</b>	<b>130</b>	<b>19</b>	<b>5</b>	<b>18</b>	<b>70</b>	<b>213</b>	<b>.396</b>	<b>62</b>	<b>10</b>	<b>133</b>	<b>10</b>	<b>.330</b>	<b>3</b>	<b>7</b>	<b>6-8</b>

**PITCHING – PITCHEO**

TEAM	ERA	W-L	SV	IP	GS	CG	SHO	H	R	ER	BB	SO	2B	3B	HR	AB	B/Avg	WP	HP	BKIBB	SHA	SFA	
Canada	1.50	2-0	1	18.0	2	0	0	11	5	3	1	17	2	0	0	67	.164	0	1	1	0	0	1
Colombia	3.38	0-2	0	16.0	2	0	0	14	10	6	6	13	1	1	2	61	.230	2	1	0	0	1	0
Venezuela	3.50	2-0	1	18.0	2	0	0	15	7	7	6	12	1	0	3	64	.234	0	3	0	0	1	0
United States	3.50	2-0	1	18.0	2	0	0	12	7	7	2	24	3	1	3	64	.188	0	2	0	0	0	0
Puerto Rico	4.50	0-2	0	18.0	2	0	0	20	12	9	11	11	4	1	2	66	.303	3	1	0	0	3	1
Dominican Republic	5.29	1-1	1	17.0	2	0	0	16	10	10	5	16	5	1	2	68	.235	1	1	0	0	0	0
Nicaragua	5.68	1-1	1	19.0	2	0	0	21	13	12	16	16	1	0	2	74	.284	1	1	0	1	2	1
Cuba	6.00	0-2	0	18.0	2	0	0	21	12	12	15	24	2	1	4	74	.284	1	0	1	1	0	0
<b>TOTALS</b>	<b>4.18</b>	<b>8-8</b>	<b>5</b>	<b>142.0</b>	<b>16</b>	<b>0</b>	<b>0</b>	<b>130</b>	<b>76</b>	<b>66</b>	<b>62</b>	<b>133</b>	<b>19</b>	<b>5</b>	<b>18</b>	<b>538</b>	<b>.242</b>	<b>8</b>	<b>10</b>	<b>2</b>	<b>2</b>	<b>7</b>	<b>3</b>

**DEFENSE – DEFENSA**

TEAM	C	PO	A	E	DP	FLD%	CSB	SBA	SBA%	CI	PB
United States	74	54	20	0	1	1.000	0	0	0	0	0
Cuba	68	54	13	1	1	.985	0	2	1.000	0	1
Venezuela	84	54	28	2	4	.976	0	0	0	0	0
Dominican Republic	71	51	18	2	1	.972	0	1	1.000	0	0
Canada	78	54	20	4	1	.949	0	1	1.000	0	0
Nicaragua	70	57	10	3	0	.957	1	2	.667	0	0
Puerto Rico	83	54	26	3	3	.964	0	0	0	0	0
Colombia	65	48	13	4	1	.938	1	0	.000	0	0
<b>TOTALS</b>	<b>593</b>	<b>426</b>	<b>148</b>	<b>19</b>	<b>12</b>	<b>.968</b>	<b>2</b>	<b>6</b>	<b>.750</b>	<b>0</b>	<b>1</b>

## TECHNICAL APPOINTMENTS – DESIGNACIONES TÉCNICAS

#	Hour Hora	Away Team Equipo Visitante	Home Team Equipo Local		UMPIRES Árbitros	SCORERS Anotadores Oficiales	TECHNICAL COMM. Comisarios Técnicos
9	13:00	 NCA	 DOM	HP	Ramiro ALFARO (COL)	Michael CRAIG (USA)	Enrique Burgos (PAN)
Clover Park St. Lucie				1B	Julio TIBABIJO (COL)	Brian MOORE (USA)	Frank MARCOS (USA)
				2B	Christian MADERO (MEX)		
				3B	Elvin JIMENEZ (VEN)		
				CO	Fabrizio FABRIZI (ITA)		

#	Hour Hora	Away Team Equipo Visitante	Home Team Equipo Local		UMPIRES Árbitros	SCORERS Anotadores Oficiales	TECHNICAL COMM. Comisarios Técnicos
10	13:00	 CAN	 VEN	HP	Ruben RAMOS (PUR)	Andrés DE LEON (PAN)	David Rivera (MEX)
The Ballpark of the Palm Beaches West Palm Beach				1B	Jeff MACIAS (USA)	Gabriel ALMARAZ (MEX)	Shari REINIGER (CAN)
				2B	Edward PINALES (DOM)		
				3B	Daniel TOLEDO (MEX)		
				CO	Wilfredo MONTOYA (NCA)		

#	Hour Hora	Away Team Equipo Visitante	Home Team Equipo Local		UMPIRES Árbitros	SCORERS Anotadores Oficiales	TECHNICAL COMM. Comisarios Técnicos
11	19:00	 PUR	 USA	HP	Jair FERNANDEZ (MEX)	Brian MOORE (USA)	Enrique Burgos (PAN)
Clover Park St. Lucie				1B	Elvin JIMENEZ (VEN)	Michael CRAIG (USA)	Frank MARCOS (USA)
				2B	Ramiro ALFARO (COL)		
				3B	Julio TIBABIJO (COL)		
				CO	Fabrizio FABRIZI (ITA)		

#	Hour Hora	Away Team Equipo Visitante	Home Team Equipo Local		UMPIRES Árbitros	SCORERS Anotadores Oficiales	TECHNICAL COMM. Comisarios Técnicos
12	19:00	 CUB	 COL	HP	Wilfredo MONTOYA (NCA)	Gabriel ALMARAZ (MEX)	David Rivera (MEX)
The Ballpark of the Palm Beaches West Palm Beach				1B	Daniel TOLEDO (MEX)	Andrés DE LEON (PAN)	Shari REINIGER (CAN)
				2B	Edwin HERNANDEZ (PUR)		
				3B	Edward PINALES (DOM)		
				CO	Ruben RAMOS (PUR)		

## ABBREVIATIONS – ABREVIATURAS (IN ALPHABETICAL ORDER – EN ORDEN ALFABÉTICO)

HITTING – OFENSIVA			PITCHING – PITCHEO		
<b>2B</b>	Doubles	Dobles	<b>2B</b>	Doubles allowed	Dobles permitidos
<b>3B</b>	Triples	Triples	<b>3B</b>	Triples allowed	Triples permitidos
<b>AB</b>	At bats	Veces al bate	<b>AB</b>	At bats	Veces al bate
<b>AVG</b>	Batting average	Average de bateo	<b>B/Avg</b>	Opponent batting average	Average de bateo de los oponentes
<b>BB</b>	Base on balls	Base por bolas	<b>BK</b>	Balk	Balk
<b>GDP</b>	Grounded into double plays	Batazo para Doble Play	<b>BB</b>	Base on balls allowed	Bases por bolas concedidas
<b>G</b>	Games played	Juegos jugados	<b>CG</b>	Complete games	Juegos completo
<b>H</b>	Hits	Hits conectados	<b>ER</b>	Earned runs allowed	Carreras limpias permitidas
<b>HP</b>	Hit by pitch	Golpeado por el lanzador	<b>ERA</b>	Earned run average	Promedio de efectividad
<b>HR</b>	Homeruns	Cuadrangulares	<b>IBB</b>	Intentional base on balls allowed	Bases por bolas intencionales
<b>IBB</b>	Intentional base on balls	Base por bolas intencional	<b>GP</b>	Games pitched	Juegos lanzados
<b>OB%</b>	On base percentage	Promedio de embasado	<b>GS</b>	Games started	Juegos Iniciados
<b>R</b>	Runs scored	Carreras anotadas	<b>H</b>	Hits allowed	Hits permitidos
<b>RBI</b>	Runs batted in	Carreras impulsadas	<b>HP</b>	Hit by pitch	Golpeados por el lanzamiento
<b>SB / ATT</b>	Stolen bases / SB attempts	Baes Robadas / Intentos de robo	<b>HR</b>	Home runs allowed	Cuadrangulares permitidos
<b>SF</b>	Sacrifice flies	Sacrificio Fly	<b>IP</b>	Innings played	Entradas lanzadas
<b>SH</b>	Sacrifice hits	Toque de sacrificio	<b>R</b>	Runs allowed	Carreras permitidas
<b>SLG%</b>	Slugging percentage	Average de slugging	<b>SO</b>	Strikeouts	Ponches propinados
<b>SO</b>	Strikeouts	Ponches	<b>SFA</b>	Sacrifice flies allowed	Sacrificios fly permitidos
<b>TB</b>	Total bases	Total de bases alcanzadas por hit	<b>SHA</b>	Sacrifice hits allowed	Toques de sacrificio permitidos
			<b>SHO</b>	Shutouts / Combination shutouts	Blanqueos / Blanqueos combinados
			<b>SV</b>	Saves	Juegos salvados
			<b>W-L</b>	Wins/Losses	Juegos ganados/Perdidos
			<b>WP</b>	Wild pitches	Wild pitches

FIELDING – DEFENSA		
<b>A</b>	Assists	Asistencias
<b>C</b>	Chances	Total de lances
<b>CI</b>	Catcher's interference	Interferencia del receptor
<b>CSB</b>	Caught stealing (by pitcher and catcher)	Atrapado robando (del lanzador y del receptor)
<b>DP</b>	Double plays participated in	Participaciones en doble play
<b>E</b>	Errors	Errores
<b>FLD%</b>	Fielding percentage	Promedio de defensa
<b>PB</b>	Passed balls (catcher)	Passed ball (receptor)
<b>PO</b>	Putouts	Outs (Eliminaciones)
<b>SBA</b>	Stolen bases allowed (pitcher and catcher)	Robos permitidos (lanzador y receptor)
<b>SBA%</b>	Stolen bases against percentage (pitcher and catcher)	Promedio de robos permitidos (lanzador y receptor)