




WBSC

2-17 NOVEMBER 2019







7th NOVEMBER/NOVIEMBRE 2019

DAILY REPORT 07


OPENING ROUND – RONDA DE APERTURA

STANDINGS – POSICIÓN DE EQUIPOS





GROUP A – GRUPO A (MEXICO)

RK	TEAM – EQUIPO	GP	W	L	AVG	GB
1	 MEXICO	3	3	0	1.000	-
2	 USA	3	2	1	.667	1.0
3	 DOMINICAN REPUBLIC	3	1	2	.333	2.0
4	 NETHERLANDS	3	0	3	.000	3.0

GROUP B – GRUPO B (CHINESE TAIPEI)

RK	TEAM – EQUIPO	GP	W	L	AVG	GB
1	 JAPAN	3	3	0	1.000	-
2	 CHINESE TAIPEI	3	2	1	.667	1.0
3	 VENEZUELA	3	1	2	.333	2.0
4	 PUERTO RICO	3	0	3	.000	3.0

GROUP C – GRUPO C (KOREA)

RK	TEAM – EQUIPO	GP	W	L	AVG	GB
1	 KOREA	2	2	0	1.000	-
2	 CANADA	2	1	1	.500	1.0
2	 CUBA	2	1	1	.500	1.0
4	 AUSTRALIA	2	0	2	.000	2.0

The Teams are placed according the Tournament Regulations for the WBCS.

Los equipos son ordenados en atención a los Reglamentos Oficiales de la WBCS.

OPENING ROUND – RONDA DE APERTURA

SCHEDULE AND RESULTS – CALENDARIO Y RESULTADOS

GROUP A – GRUPO A (MEXICO)	GROUP B – GRUPO B (CHINESE TAIPEI)	GROUP C – GRUPO C (KOREA)
 DOMINICAN REPUBLIC	 JAPAN	 AUSTRALIA
 MEXICO	 PUERTO RICO	 CANADA
 NETHERLANDS	 CHINESE TAIPEI	 CUBA
 USA	 VENEZUELA	 KOREA

SATURDAY NOVEMBER 2 – SÁBADO 2 DE NOVIEMBRE, 2019

#	Hour Hora	Stadium Campo	Group Grupo	Away Team Equipo Visitante	Home Team Equipo Local	Score	Inn
1	12:00	GUADALAJARA	A	 NETHERLANDS	 USA	0-9	
2	19:00	GUADALAJARA	A	 DOMINICAN REPUBLIC	 MEXICO	1-6	6




SUNDAY NOVEMBER 3 – DOMINGO 3 DE NOVIEMBRE, 2019

#	Hour Hora	Stadium Campo	Group Grupo	Away Team Equipo Visitante	Home Team Equipo Local	Score	Inn
3	12:00	GUADALAJARA	A	 DOMINICAN REPUBLIC	 NETHERLANDS	14-4	7
4	19:00	GUADALAJARA	A	 MEXICO	 USA	8-2	

MONDAY NOVEMBER 4 – LUNES 4 DE NOVIEMBRE, 2019

#	Hour Hora	Stadium Campo	Group Grupo	Away Team Equipo Visitante	Home Team Equipo Local	Score	Inn
5	19:00	GUADALAJARA	A	 USA	 DOMINICAN REPUBLIC	10-8	

TUESDAY NOVEMBER 5 – MARTES 5 DE NOVIEMBRE, 2019

#	Hour Hora	Stadium Campo	Group Grupo	Away Team Equipo Visitante	Home Team Equipo Local	Score	Inn
6	19:00	GUADALAJARA	A	 NETHERLANDS	 MEXICO	2-10	
7	18:00	TAOYUAN	B	 VENEZUELA	 JAPAN	4-8	
8	18:30	TAICHUNG	B	 PUERTO RICO	 CHINESE TAIPEI	1-6	

Local time in each country / Hora local en cada país.

OPENING ROUND – RONDA DE APERTURA

SCHEDULE AND RESULTS – CALENDARIO Y RESULTADOS





WEDNESDAY NOVEMBER 6 – MIÉRCOLES 6 DE NOVIEMBRE, 2019

#	Hour Hora	Stadium Campo	Group Grupo	Away Team Equipo Visitante	Home Team Equipo Local	Score	Inn
9	18:00	TAOYUAN	B	 PUERTO RICO	 JAPAN	0-4	
10	18:30	TAICHUNG	B	 CHINESE TAIPEI	 VENEZUELA	3-0	
13	12:00	SEOUL	C	 CANADA	 CUBA	3-0	
14	19:00	SEOUL	C	 AUSTRALIA	 KOREA	0-5	

THURSDAY NOVEMBER 7 – JUEVES 7 DE NOVIEMBRE, 2019

#	Hour Hora	Stadium Campo	Group Grupo	Away Team Equipo Visitante	Home Team Equipo Local	Score	Inn
11	12:00	TAICHUNG	B	 VENEZUELA	 PUERTO RICO	7-1	
12	18:30	TAICHUNG	B	 JAPAN	 CHINESE TAIPEI	8-1	
15	12:00	SEOUL	C	 AUSTRALIA	 CUBA	2-3	10
16	19:00	SEOUL	C	 KOREA	 CANADA	3-1	

FRIDAY NOVEMBER 8 – VIERNES 8 DE NOVIEMBRE, 2019

#	Hour Hora	Stadium Campo	Group Grupo	Away Team Equipo Visitante	Home Team Equipo Local	Score	Inn
17	12:00	SEOUL	C	 CANADA	 AUSTRALIA		
18	19:00	SEOUL	C	 CUBA	 KOREA		

Local time in each country / Hora local en cada país.

GAME SUMMARY - RESULTADO DEL JUEGO 11



VENEZUELA – PUERTO RICO



Venezuela 7, Puerto Rico 1

Nov 07, 2019 at TPE, Taichung Intercontinental Baseball Stadium

Venezuela.....	110	012	200	-	7	16	0	(1-2)
Puerto Rico.....	000	000	100	-	1	6	0	(0-3)

Pitchers:

Venezuela - PEREZ Williams, JIMENEZ Dedgar, SOTILLET Andres, SALINAS Jhonleider
Puerto Rico - CINTRON Luis, FLORES Adalberto, CABRERA Fernando, ROSA Ramesis, MUNIZ Freddie, MEJIA Miguel

Win: PEREZ Williams (1-0)

Loss: CINTRON Luis (0-1)

Homeruns: Venezuela: RODRIGUEZ Herlis

Attendance: 618 - Start: 12:01 - Time: 2:48 - Weather: SUNNY

Umpires: HP-NIEBLA Jorge (CUB), 1B-SHIKITA Naoto (JPN), 2B-ULLOA Michael (ESP), 3B-IZAGUIRRE Alan (MEX)

Scorers: NAKAMURA Fuka (JPN), WEN Tim (TPE), HORNG Yu-Wei (TPE),

TC: BONILLA Angel (DOM), YANG Charles (TPE), MEDINA Pedro (CUB)

GAME SUMMARY - RESULTADO DEL JUEGO 12



JAPAN – CHINESE TAIPEI



Japan 8, Chinese Taipei 1

Nov 07, 2019 at TPE, Taichung Intercontinental Baseball Stadium

Japan.....	202	001	003	-	8	11	1	(3-0)
Chinese Taipei.....	000	000	001	-	1	11	1	(2-1)

Pitchers:

Japan - IMANAGA Shota, ONO Yudai, YAMAOKA Taisuke, KAINO Hiroshi, KISHI Takayuki, YAMAMOTO Yoshinobu

Chinese Taipei - LIAO Yi-Chung, WANG Tsung-Hao, HU Chih-Wei, WANG Yao-Lin, LIN Kai-Wei, CHEN Yu-Hsun

Win: ONO Yudai (1-0)

Loss: LIAO Yi-Chung (0-1)

Homeruns: Japan: SUZUKI Seiya

Attendance: 20465 - Start: 18:30 - Time: 3:37 - Weather: Cloudy 24°C

Umpires: HP-GREGSON Ray (USA), 1B-GOSNEY Jeff (USA), 2B-VAN GRONINGEN SCHINKEL Stenar (NED), 3B-HIGGINS Andrew (CAN)

Scorers: CHAN Cindy (HKG), SANTOS Susana (ESP), SUMI Takuya (JPN),

TC: TODD Andrew (AUS), DE PENA Morgan (USA)

CHINESE TAIPEI FINAL TEAMS' RANKING POSICIÓN FINAL DE LOS EQUIPOS

1		JAPAN
2		CHINESE TAIPEI
3		VENEZUELA
4		PUERTO RICO

TEAM'S STATS – ESTADÍSTICAS DE EQUIPO

(INCLUDING GAMES 7-12 – INCLUYENDO PARTIDOS DEL 7 AL 12)



JAPAN

JPN

Overall Statistics for Japan (as of Nov 07, 2019)

(All Games, Sorted by Batting Avg)

Record: Tournament: 3-0 / Opening Round: 3-0

#	PLAYER	AVG	GP-GS	AB	R	H	2B	3B	HR	RBI	TB	SLG%	BB	HP	SO	GDP	OB%	SF	SH	SB-ATT
2	GENDA Sosuke	1.000	2-0	2	1	2	0	1	0	3	4	2.000	0	0	0	0	1.000	0	0	0-0
4	KIKUCHI Ryohsuke	.500	3-3	12	4	6	1	0	0	2	7	.583	1	0	0	0	.538	0	1	0-0
51	SUZUKI Seiya	.455	3-3	11	3	5	0	1	2	9	13	1.182	1	1	3	0	.500	1	0	2-2
3	ASAMURA Hideto	.286	2-2	7	0	2	1	0	0	0	3	.429	1	0	1	0	.375	0	0	0-0
6	SAKAMOTO Hayato	.273	3-3	11	2	3	0	0	0	0	3	.273	0	0	2	0	.273	0	0	0-0
8	KONDO Kensuke	.250	3-3	8	3	2	0	0	0	1	2	.250	6	0	5	0	.571	0	0	0-0
7	MATSUDA Nobuhiro	.182	3-3	11	0	2	0	0	0	0	2	.182	0	0	1	0	.182	0	0	0-0
1	YAMADA Tetsuto	.125	3-2	8	2	1	0	0	0	1	1	.125	2	0	2	0	.300	0	0	0-0
34	YOSHIDA Masataka	.111	2-2	9	1	1	0	0	0	1	1	.111	1	0	0	0	.200	0	0	0-0
9	MARU Yoshihiro	.091	3-3	11	1	1	1	0	0	2	2	.182	2	0	3	0	.231	0	0	0-0
5	TONOSAKI Shuta	.000	1-0	1	0	0	0	0	0	0	0	.000	0	0	0	0	.000	0	0	0-0
62	KAI Takuya	.000	2-1	3	0	0	0	0	0	0	0	.000	0	0	0	0	.000	0	0	0-0
23	SHUTO Ukyo	.000	3-0	0	2	0	0	0	0	0	0	.000	0	0	0	0	.000	0	0	1-1
10	KOBAYASHI Seiji	.000	1-1	1	1	0	0	0	0	0	0	.000	1	0	0	0	.500	0	0	0-0
27	AIZAWA Tsubasa	.000	2-1	4	0	0	0	0	0	0	0	.000	2	0	1	0	.333	0	0	0-0
Totals		.253		99	20	25	3	2	2	19	38	.384	17	1	18	0	.364	1	1	3-3
Opponents		.238		105	5	25	1	0	0	5	26	.248	3	0	25	2	.259	0	0	0-0

(All Games, Sorted by Earned Run Avg)

#	PLAYER	ERA	W-L	SV	IP	G	GS	CG	SHO	H	R	ER	BB	SO	2B	3B	HR	AB	E/Avg	WP	HP	BK	IBB	SHA	SFA
17	OTAKE Kan	0.00	0-0	0	1.0	2	0	0	0	1	0	0	0	1	0	0	0	4	.250	0	0	0	0	0	0
57	KAYAMA Shinya	0.00	0-0	0	0.1	1	0	0	0	0	0	0	0	0	0	0	0	1	.000	0	0	0	0	0	0
11	KISHI Takayuki	0.00	0-0	0	1.0	1	0	0	0	0	0	0	0	0	0	0	0	3	.000	0	0	0	0	0	0
28	TAKAHASHI Rei	0.00	1-0	0	6.0	1	1	0	0	1	0	0	1	3	0	0	0	19	.053	0	0	0	0	0	0
20	KAINO Hiroshi	0.00	1-0	0	2.0	2	0	0	0	0	0	0	0	3	0	0	0	6	.000	0	0	0	0	0	0
47	NAKAGAWA Kota	0.00	0-0	0	1.1	1	0	0	0	2	0	0	0	1	0	0	0	6	.333	0	0	0	0	0	0
21	IMANAGA Shota	0.00	0-0	0	3.0	1	1	0	0	4	0	0	0	4	0	0	0	14	.286	0	0	0	0	0	0
19	YAMASAKI Yasuaki	0.00	0-0	0	2.0	2	0	0	0	1	0	0	0	2	0	0	0	7	.143	0	0	0	0	0	0
22	ONO Yudai	0.00	1-0	0	2.0	1	0	0	0	4	0	0	0	3	0	0	0	10	.400	0	0	0	0	0	0
18	YAMAGUCHI Shun	2.25	0-0	0	4.0	1	1	0	0	5	1	1	2	6	0	0	0	16	.313	0	0	0	0	0	0
43	YAMAMOTO Yoshinobu	4.50	0-0	0	2.0	2	0	0	0	3	1	1	0	1	0	0	0	8	.375	0	0	0	0	0	0
13	YAMAOKA Taisuke	11.57	0-0	0	2.1	2	0	0	0	4	3	3	0	1	1	0	0	11	.364	0	0	0	0	0	0
Totals		1.67	3-0	0	27.0	3	3	0	0	25	5	5	3	25	1	0	0	105	.238	0	0	0	0	0	0
Opponents		6.48	0-3	0	25.0	3	3	0	0	25	20	18	17	18	3	2	2	99	.253	2	1	1	2	1	1

(All Games, Sorted by Fielding Pct)

#	PLAYER	C	PO	A	E	DP	FLD%	CSB	SBA	SBA%	CI	PB
4	KIKUCHI Ryohsuke	19	6	13	0	1	1.000	0	0	0	0	0
6	SAKAMOTO Hayato	18	3	15	0	2	1.000	0	0	0	0	0
27	AIZAWA Tsubasa	12	12	0	0	0	1.000	0	0	0	0	0
3	ASAMURA Hideto	7	7	0	0	1	1.000	0	0	0	0	0
62	KAI Takuya	7	7	0	0	0	1.000	0	0	0	0	0
10	KOBAYASHI Seiji	6	6	0	0	0	1.000	0	0	0	0	0
7	MATSUDA Nobuhiro	5	1	4	0	0	1.000	0	0	0	0	0
9	MARU Yoshihiro	4	4	0	0	0	1.000	0	0	0	0	0
51	SUZUKI Seiya	4	4	0	0	0	1.000	0	0	0	0	0
2	GENDA Sosuke	3	1	2	0	0	1.000	0	0	0	0	0
28	TAKAHASHI Rei	2	0	2	0	0	1.000	0	0	0	0	0
43	YAMAMOTO Yoshinobu	1	1	0	0	0	1.000	0	0	0	0	0
8	KONDO Kensuke	1	1	0	0	0	1.000	0	0	0	0	0
5	TONOSAKI Shuta	1	1	0	0	0	1.000	0	0	0	0	0
18	YAMAGUCHI Shun	1	0	1	0	1	1.000	0	0	0	0	0
1	YAMADA Tetsuto	29	27	1	1	1	.966	0	0	0	0	0
Totals		120	81	38	1	2	.992	0	0	0	0	0
Opponents		106	75	28	3	0	.972	0	3	1.000	0	1

TEAM'S STATS – ESTADÍSTICAS DE EQUIPO

(INCLUDING GAMES 7-12 – INCLUYENDO PARTIDOS DEL 7 AL 12)



PUERTO RICO

PUR

Overall Statistics for Puerto Rico (as of Nov 06, 2019)

(All Games, Sorted by Batting Avg)

Record: Tournament: 0-3 / Opening Round: 0-3

# PLAYER	AVG	GP-GS	AB	R	H	2B	3B	HR	RBI	TB	SLG%	BB	HP	SO	GDP	OB%	SF	SH	SB-ATT
57 GOMEZ VILLEGAS Edw	.600	2-1	5	0	3	0	0	0	1	3	.600	0	0	1	0	.600	0	0	0-0
18 DE JESUS JR Ivan	.364	3-3	11	0	4	0	0	0	0	4	.364	0	1	1	0	.417	0	0	0-0
26 DOMINGUEZ BAEZ Jef	.200	3-3	10	1	2	1	0	0	0	3	.300	0	0	2	1	.200	0	0	0-0
12 MARTINEZ PIZARRO O	.182	3-3	11	0	2	0	0	0	0	2	.182	1	0	1	0	.250	0	0	1-1
30 GONZALEZ RAMOS Yar	.167	2-2	6	1	1	0	0	0	0	1	.167	1	0	1	0	.286	0	0	0-0
2 VALENTIN DIAZ Jesm	.167	2-2	6	0	1	0	0	0	1	1	.167	0	0	1	0	.167	0	0	0-0
44 GARCIA ROMERO Anth	.000	3-3	11	0	0	0	0	0	0	0	.000	1	0	5	1	.083	0	0	0-0
36 RODRIGUEZ-CHEVERE	.000	2-2	5	0	0	0	0	0	0	0	.000	0	0	1	0	.000	0	0	0-0
1 MATEO GONZALEZ Lui	.000	1-1	2	0	0	0	0	0	0	0	.000	0	1	1	0	.333	0	0	0-0
25 GONZALEZ Jay Jorda	.000	1-1	2	0	0	0	0	0	0	0	.000	1	0	1	0	.333	0	0	0-0
32 TORRES RODRIGUEZ K	.000	2-1	4	0	0	0	0	0	0	0	.000	0	0	0	0	1.000	0	0	0-0
5 LOPEZ Jack Henry	.000	1-1	3	0	0	0	0	0	0	0	.000	0	0	0	1	.000	0	0	0-0
77 ORTIZ-FLORES Danie	.000	3-3	12	0	0	0	0	0	0	0	.000	0	0	7	0	.000	0	0	0-0
23 VIDAL MARRERO Davi	.000	1-1	3	0	0	0	0	0	0	0	.000	0	0	1	0	.000	0	0	0-0
Totals	.143		91	2	13	1	0	0	2	14	.154	4	2	23	3	.196	0	0	1-1
Opponents	.265		98	17	26	5	0	3	13	40	.408	7	0	25	1	.306	3	1	2-2

(All Games, Sorted by Earned Run Avg)

# PLAYER	ERA	W-L	SV	IP	G	GS	CG	SHO	H	R	ER	BB	SO	2B	3B	HR	AB	B/Avg	WP	HP	BK	IBB	SHA	SFA
51 MUNIZ Freddie Cabr	0.00	0-0	0	1.2	1	0	0	0	2	0	0	0	1	0	0	0	6	.333	0	0	0	0	0	0
17 ESCANIO FIGUEROA B	0.00	0-0	0	1.1	1	0	0	0	0	0	0	0	0	0	0	0	4	.000	0	0	0	0	0	0
42 MALDONADO Ivan	0.00	0-0	0	2.0	1	0	0	0	1	0	0	0	1	0	0	0	7	.143	0	0	0	0	0	0
34 ROMAN BRUNO Orland	0.00	0-0	0	1.0	1	0	0	0	1	0	0	0	1	0	0	0	4	.250	0	0	0	0	0	0
47 MEJIA TORRES Migue	0.00	0-0	0	1.0	1	0	0	0	1	0	0	0	0	0	0	0	3	.333	0	0	0	0	0	0
22 MARTINEZ PEREZ Mig	0.00	0-0	0	1.2	1	0	0	0	1	1	0	0	1	0	0	0	7	.143	0	0	0	0	0	1
65 NIEVES FIGUEROA Ef	0.00	0-0	0	1.0	1	0	0	0	1	0	0	0	3	0	0	0	4	.250	0	0	0	0	0	0
48 CRUZ MANON Fernand	4.50	0-1	0	4.0	1	1	0	0	2	5	2	4	6	0	0	1	15	.133	0	0	0	0	1	0
11 CINTRON BAEZ Luis	4.50	0-1	0	4.0	1	1	0	0	6	2	2	1	4	1	0	0	16	.375	1	0	0	0	0	1
16 SOTO CRUZ Giovanni	7.20	0-1	0	5.0	1	1	0	0	4	4	4	2	6	0	0	1	19	.211	0	0	0	0	0	0
43 FLORES Adalberto	9.00	0-0	0	1.0	1	0	0	0	2	1	1	0	1	2	0	0	5	.400	1	0	0	0	0	0
38 CABRERA ORTIZ Fern	18.00	0-0	0	1.0	1	0	0	0	2	2	2	0	1	1	0	1	5	.400	0	0	0	0	0	0
20 ROSA FLORES Ramesi	54.00	0-0	0	0.1	1	0	0	0	3	2	2	0	0	1	0	0	3	.1000	0	0	0	0	0	1
Totals	4.68	0-3	0	25.0	3	3	0	0	26	17	13	7	25	5	0	3	98	.265	2	0	0	0	1	3
Opponents	0.67	3-0	0	27.0	3	3	0	0	13	2	2	4	23	1	0	0	91	.143	1	2	0	0	0	0

(All Games, Sorted by Fielding Pct)

# PLAYER	C	PO	A	E	DP	FLD%	CSB	SBA	SBA%	CI	PB
36 RODRIGUEZ-CHEVERE	17	17	0	0	0	1.000	0	1	1.000	0	0
44 GARCIA ROMERO Anth	9	9	0	0	0	1.000	0	0	0	0	0
32 TORRES RODRIGUEZ K	9	9	0	0	0	1.000	0	1	1.000	0	0
77 ORTIZ-FLORES Danie	7	6	1	0	1	1.000	0	0	0	0	0
1 MATEO GONZALEZ Lui	5	1	4	0	1	1.000	0	0	0	0	0
18 DE JESUS JR Ivan	5	2	3	0	1	1.000	0	0	0	0	0
57 GOMEZ VILLEGAS Edw	3	3	0	0	0	1.000	0	0	0	0	0
25 GONZALEZ Jay Jorda	3	3	0	0	0	1.000	0	0	0	0	0
5 LOPEZ Jack Henry	2	1	1	0	0	1.000	0	0	0	0	0
43 FLORES Adalberto	1	0	1	0	0	1.000	0	0	0	0	0
11 CINTRON BAEZ Luis	1	0	1	0	0	1.000	0	0	0	0	0
23 VIDAL MARRERO Davi	1	1	0	0	0	1.000	0	0	0	0	0
26 DOMINGUEZ BAEZ Jef	22	20	1	1	1	.955	0	0	0	0	0
12 MARTINEZ PIZARRO O	7	2	4	1	1	.857	0	0	0	0	0
2 VALENTIN DIAZ Jesm	6	0	4	2	0	.667	0	0	0	0	0
48 CRUZ MANON Fernand	2	1	0	1	0	.500	0	0	0	0	0
Totals	100	75	20	5	2	.950	0	2	1.000	0	0
Opponents	118	81	37	0	3	1	0	1	1.000	0	0

TEAM'S STATS – ESTADÍSTICAS DE EQUIPO

(INCLUDING GAMES 7-12 – INCLUYENDO PARTIDOS DEL 7 AL 12)



CHINESE TAIPEI

TPE

Overall Statistics for Chinese Taipei (as of Nov 07, 2019)
(All Games, Sorted by Batting Avg)

Record: Tournament: 2-1 / Opening Round: 2-1

# PLAYER	AVG	GP-GS	AB	R	H	2B	3B	HR	RBI	TB	SLG%	BB	HP	SO	GDP	OB%	SF	SH	SB-ATT
6 WANG Wei-Chen	.308	3-3	13	2	4	1	0	0	1	5	.385	0	0	1	0	.308	0	0	0-0
15 HU Chin-Lung	.300	3-2	10	1	3	0	0	0	0	3	.300	0	0	1	0	.300	0	0	1-1
24 LIN Che-Hsuan	.286	3-1	7	1	2	0	0	0	0	2	.286	1	0	2	0	.375	0	0	0-0
83 LIN Li	.273	3-3	11	2	3	0	0	1	2	6	.545	0	0	6	0	.273	0	1	0-0
47 JHANG Jin-De	.250	2-1	4	0	1	0	0	0	1	1	.250	1	0	1	0	.400	0	0	0-0
7 CHANG Chih-Hao	.250	2-2	4	1	1	0	0	0	0	1	.250	0	0	3	0	.250	0	0	0-0
11 LIN Hung-Yu	.222	3-3	9	0	2	0	0	0	0	2	.222	2	0	2	0	.364	0	0	0-0
9 WANG Po-Jung	.200	3-3	10	1	2	0	0	0	0	2	.200	2	0	5	0	.333	0	0	0-0
85 CHU Yu-Hsien	.200	2-1	5	0	1	1	0	0	1	2	.400	0	0	1	0	.200	0	0	0-0
98 YUEH Tung-Hua	.167	3-2	6	1	1	0	0	0	0	1	.167	1	0	1	0	.286	0	0	0-0
29 CHEN Chun-Hsiu	.143	2-2	7	0	1	0	0	0	0	1	.143	1	0	3	1	.250	0	0	0-0
65 KAO Yu-Chieh	.000	2-0	1	0	0	0	0	0	0	0	.000	0	0	0	0	.000	0	0	0-0
14 WANG Sheng-Wei	.000	3-1	3	1	0	0	0	0	0	0	.000	0	0	3	0	.000	0	0	0-0
30 SU Chih-Chieh	.000	3-3	11	0	0	0	0	0	1	0	.000	0	0	1	0	.000	1	0	0-0
Totals	.208		101	10	21	2	0	1	6	26	.257	8	0	30	1	.264	1	1	1-1
Opponents	.190		100	9	19	2	2	1	9	28	.28	6	1	24	0	.243	0	1	2-2

(All Games, Sorted by Earned Run Avg)

# PLAYER	ERA	W-L	SV	IP	G	GS	CG	SHO	H	R	ER	BB	SO	2B	3B	HR	AB	B/Avg	WP	HP	BK	IBB	SHA	SFA
13 CHEN Hung-Wen	0.00	0-0	1	2.0	2	0	0	0	0	0	0	1	3	0	0	0	6	.000	0	0	0	0	0	0
58 HU Chih-Wei	0.00	0-0	0	3.2	1	0	0	0	3	1	0	1	3	1	0	0	14	.214	0	1	0	0	0	1
17 CHEN Kuan-Yu	0.00	0-0	0	1.1	2	0	0	0	1	0	0	0	2	0	0	0	5	.200	0	0	0	0	0	0
19 CHANG Yi	0.00	1-0	0	7.0	1	1	0	0	4	0	0	2	6	0	0	0	25	.160	0	0	0	0	0	0
22 WANG Yao-Lin	0.00	0-0	0	1.1	1	0	0	0	1	0	0	0	0	0	0	0	5	.200	0	0	0	0	0	0
71 CHIANG Shao-Ching	1.50	1-0	0	6.0	1	1	0	0	3	1	1	0	5	1	0	0	21	.143	0	0	0	0	0	0
32 CHEN Yu-Hsun	5.40	0-0	0	1.2	2	0	0	0	2	1	1	0	2	0	1	0	7	.286	0	0	0	0	0	0
41 LIAO Yi-Chung	9.00	0-1	0	2.0	1	1	0	0	2	2	2	1	0	0	1	0	8	.250	1	0	0	0	0	0
10 LIN Kai-Wei	18.00	0-0	0	1.0	2	0	0	0	1	2	2	1	2	0	0	0	4	.250	0	0	1	0	0	0
55 WANG Tsung-Hao	18.00	0-0	0	1.0	1	0	0	0	2	2	2	0	1	0	0	1	5	.400	0	0	0	0	0	0
Totals	2.67	2-1	1	27.0	3	3	0	0	19	9	8	6	24	2	2	1	100	.190	1	1	1	0	1	0
Opponents	2.08	1-2	0	26.0	3	3	0	0	21	10	6	8	30	2	0	1	101	.208	2	0	0	0	1	1

(All Games, Sorted by Fielding Pct)

# PLAYER	C	PO	A	E	DP	FLD%	CSB	SBA	SBA%	CI	PB
29 CHEN Chun-Hsiu	19	17	2	0	0	1.000	0	0	0	0	0
85 CHU Yu-Hsien	13	11	2	0	0	1.000	0	0	0	0	0
11 LIN Hung-Yu	10	10	0	0	0	1.000	0	1	1.000	0	0
47 JHANG Jin-De	9	9	0	0	0	1.000	0	1	1.000	0	0
6 WANG Wei-Chen	9	1	8	0	0	1.000	0	0	0	0	0
98 YUEH Tung-Hua	8	1	7	0	0	1.000	0	0	0	0	0
9 WANG Po-Jung	7	7	0	0	0	1.000	0	0	0	0	0
65 KAO Yu-Chieh	6	6	0	0	0	1.000	0	0	0	0	0
7 CHANG Chih-Hao	4	4	0	0	0	1.000	0	0	0	0	0
14 WANG Sheng-Wei	3	1	2	0	0	1.000	0	0	0	0	0
71 CHIANG Shao-Ching	2	2	0	0	0	1.000	0	0	0	0	0
30 SU Chih-Chieh	2	2	0	0	0	1.000	0	0	0	0	0
32 CHEN Yu-Hsun	1	1	0	0	0	1.000	0	0	0	0	0
58 HU Chih-Wei	1	1	0	0	0	1.000	0	0	0	0	0
10 LIN Kai-Wei	1	1	0	0	0	1.000	0	0	0	0	0
17 CHEN Kuan-Yu	1	1	0	0	0	1.000	0	0	0	0	0
19 CHANG Yi	1	0	1	0	0	1.000	0	0	0	0	0
24 LIN Che-Hsuan	1	1	0	0	0	1.000	0	0	0	0	0
83 LIN Li	16	5	10	1	0	.938	0	0	0	0	0
Totals	114	81	32	1	0	.991	0	2	1.000	0	0
Opponents	108	78	25	5	1	.954	0	1	1.000	0	0

TEAM'S STATS – ESTADÍSTICAS DE EQUIPO

(INCLUDING GAMES 7-12 – INCLUYENDO PARTIDOS DEL 7 AL 12)



VENEZUELA

VEN

Overall Statistics for Venezuela (as of Nov 06, 2019)

(All Games, Sorted by Batting Avg)

Record: Tournament: 1-2 / Opening Round: 1-2

# PLAYER	AVG	GP-GS	AB	R	H	2B	3B	HR	RBI	TB	SLG%	BB	HP	SO	GDP	OB%	SF	SH	SB-ATT
14 RINCONES Diego Ale	.714	2-2	7	0	5	1	0	0	1	6	.857	0	0	0	0	.714	0	0	0-0
27 GODOY ARAUJO Jose	.500	2-2	8	2	4	0	0	0	0	4	.500	1	0	2	0	.556	0	0	0-0
23 CASTRO PIRELA Luis	.417	3-3	12	1	5	2	0	0	2	7	.583	1	0	3	1	.462	0	0	0-0
28 FUENMAYOR PINA Bal	.400	2-2	5	2	2	0	0	0	0	2	.400	0	0	2	0	.400	0	0	0-0
22 CASTILLO ROQUE Ali	.333	3-3	12	2	4	2	0	0	0	6	.500	1	0	3	0	.385	0	0	0-0
10 MELENDEZ ROJAS Man	.333	2-1	3	0	1	0	0	0	0	1	.333	0	0	1	0	.333	0	0	0-0
5 QUERECUTO PEREZ Ju	.286	3-3	14	1	4	0	0	0	0	4	.286	0	0	3	0	.286	0	0	0-0
8 RODRIGUEZ RAMIREZ	.250	3-3	12	1	3	0	0	1	3	6	.500	0	0	3	0	.250	0	0	0-0
4 BLANCO PEREZ Andre	.250	2-2	8	0	2	0	0	0	0	2	.250	0	0	1	0	.250	0	0	0-0
24 RIVERO MILAN Carlo	.091	3-3	11	1	1	1	0	0	2	2	.182	1	0	3	1	.154	1	0	0-0
12 MACHADO MORENO Dix	.000	2-2	6	1	0	0	0	0	3	0	.000	1	0	1	0	.125	1	0	0-0
18 PALMA MACHADO Alex	.000	1-0	3	0	0	0	0	0	0	0	.000	0	0	1	0	.000	0	0	0-0
2 FLORES QUINTERO Je	.000	2-0	1	0	0	0	0	0	0	0	.000	0	0	0	0	.000	0	0	0-0
19 APODACA ALVAREZ Ju	.000	1-1	4	0	0	0	0	0	0	0	.000	0	0	3	0	.000	0	0	0-0
Totals	.292		106	11	31	6	0	1	11	40	.377	5	0	26	2	.319	2	0	0-0
Opponents	.213		94	12	20	4	0	0	11	24	.255	18	2	23	3	.348	1	0	1-1

(All Games, Sorted by Earned Run Avg)

# PLAYER	ERA	W-L	SV	IP	G	GS	CG	SHO	H	R	ER	BB	SO	2B	3B	HR	AB	B/Avg	WP	HP	BK	IBB	SHA	SFA
73 BRETO FERNANDEZ Li	0.00	0-0	0	1.0	2	0	0	0	1	0	0	0	1	1	0	0	4	.250	0	0	0	0	0	0
43 DOUBRONT Felix Ant	0.00	0-0	0	4.0	1	1	0	0	1	0	0	3	3	0	0	0	13	.077	0	0	0	0	0	0
35 NAVAS TOVAR Carlos	0.00	0-0	0	2.2	2	0	0	0	2	0	0	0	4	0	0	0	10	.200	0	0	0	0	0	0
39 PEREZ MONTES Willi	0.00	1-0	0	5.0	1	1	0	0	3	0	0	0	5	0	0	0	17	.176	1	0	0	0	0	0
95 MARTINEZ MENDEZ Lu	0.00	0-0	0	1.1	1	0	0	0	0	0	0	0	1	0	0	0	4	.000	0	0	0	0	0	0
57 SALINAS GARCIA Jho	0.00	0-0	0	1.0	1	0	0	0	1	0	0	0	2	0	0	0	4	.250	0	0	0	0	0	0
34 ALVAREZ MEDINA Hen	0.00	0-0	0	3.1	1	1	0	0	3	0	0	3	1	0	0	0	12	.250	0	0	0	0	0	0
26 ANGULO SEDANO Arge	0.00	0-0	0	1.1	1	0	0	0	0	0	0	0	3	0	0	0	4	.000	0	0	0	0	0	0
25 SOTILLET RIVERO An	4.50	0-0	0	2.0	2	0	0	0	2	2	1	2	0	1	0	0	7	.286	0	2	0	1	0	0
47 JIMENEZ GALLARDO D	5.40	0-0	0	1.2	1	0	0	0	2	1	1	2	1	0	0	0	7	.286	0	0	0	0	0	0
37 ALVARADO CASTRO Cr	9.00	0-0	0	1.0	1	0	0	0	1	1	1	0	1	0	0	0	4	.250	2	0	0	0	0	0
55 SOCOLOVICH RAUSSEO	18.00	0-1	0	1.0	2	0	0	0	3	2	2	3	1	2	0	0	5	.600	0	0	0	1	0	1
45 ESCOBAR DURAN Elvi	54.00	0-0	0	0.1	1	0	0	0	0	2	2	2	0	0	0	0	1	.000	1	0	0	0	0	0
15 VIZCAYA FREITEZ An	108.00	0-1	0	0.1	1	0	0	0	1	4	4	3	0	0	0	0	2	.500	0	0	0	0	0	0
Totals	3.81	1-2	0	26.0	3	3	0	0	20	12	11	18	23	4	0	0	94	.213	4	2	0	2	0	1
Opponents	3.67	2-1	1	27.0	3	3	0	0	31	11	11	5	26	6	0	1	106	.292	2	0	0	0	0	2

(All Games, Sorted by Fielding Pct)

# PLAYER	C	PO	A	E	DP	FLD%	CSB	SBA	SBA%	CI	PB
23 CASTRO PIRELA Luis	17	16	1	0	1	1.000	0	0	0	0	0
27 GODOY ARAUJO Jose	14	13	1	0	0	1.000	0	0	0	0	1
4 BLANCO PEREZ Andre	13	11	2	0	2	1.000	0	0	0	0	0
24 RIVERO MILAN Carlo	10	3	7	0	1	1.000	0	0	0	0	0
19 APODACA ALVAREZ Ju	10	10	0	0	0	1.000	0	1	1.000	0	0
22 CASTILLO ROQUE Ali	9	3	6	0	3	1.000	0	0	0	0	0
8 RODRIGUEZ RAMIREZ	8	7	1	0	0	1.000	0	0	0	0	0
5 QUERECUTO PEREZ Ju	7	4	3	0	1	1.000	0	0	0	0	0
14 RINCONES Diego Ale	3	3	0	0	0	1.000	0	0	0	0	0
10 MELENDEZ ROJAS Man	2	2	0	0	0	1.000	0	0	0	0	0
73 BRETO FERNANDEZ Li	1	0	1	0	0	1.000	0	0	0	0	0
47 JIMENEZ GALLARDO D	1	1	0	0	0	1.000	0	0	0	0	0
35 NAVAS TOVAR Carlos	1	1	0	0	0	1.000	0	0	0	0	0
2 FLORES QUINTERO Je	1	1	0	0	0	1.000	0	0	0	0	0
34 ALVAREZ MEDINA Hen	1	0	1	0	0	1.000	0	0	0	0	0
12 MACHADO MORENO Dix	9	3	5	1	1	.889	0	0	0	0	0
Totals	107	78	28	1	3	.991	0	1	1.000	0	1
Opponents	109	81	28	0	3		1	0	0	0	0

GAME SUMMARY - RESULTADO DEL JUEGO 15



AUSTRALIA – CUBA



Cuba 3, Australia 2

Nov 07, 2019 at KOR, Gocheok Sky Dome

Australia.....	000	002	000	0	-	2	7	0	(0-2)
Cuba.....	000	020	000	1	-	3	7	0	(1-1)

Pitchers:

Australia - GUYER Joshua, MOYLAN Peter, SEARLE Ryan, TOLS Joshua, WILKINS Luke

Cuba - BAÑOS Bladimir, BLANCO Lazaro, ALVAREZ Freddy, MARTINEZ Raidel, MOINELO Livan

Win: MOINELO Livan (1-0)

Loss: TOLS Joshua (0-1)

Homeruns: Australia: KENNELLY Timothy

Attendance: 252 - Start: 12:00 - Time: 3:15 - Weather: Dome 22°

Umpires: HP-CHI Hua-Wen (TPE), 1B-SILVA Saiya (VEN), 2B-SPERA Alessandro (ITA), 3B-YOSHIMOTO Fumihiro (JPN)

Scorers: WONG Pak Wah (HKG), SUN Xiaojun (CHN), SHIN Jungsub (KOR),

TC: BURGOS CALLES Enrique (PAN), MARCOS Frank (USA)

GAME SUMMARY - RESULTADO DEL JUEGO 16



KOREA – CANADA



Korea 3, Canada 1

Nov 07, 2019 at KOR, Gocheok Sky Dome

Korea.....	000	002	001	-	3	8	0	(2-0)
Canada.....	000	000	010	-	1	3	0	(1-1)

Pitchers:

Korea - KIM Kwanghyun, CHA Woonchan, HAM Deokju, CHO Sangwoo

Canada - ZASTRYZNY Robert, LEROUX Christopher, MCAFFER William, RUTCKYJ Evan, MOLLEKEN Dustin

Win: KIM Kwanghyun (1-0)

Loss: ZASTRYZNY Robert (0-1)

Save: CHO Sangwoo (1)

Attendance: 6000 - Start: 19:00 - Time: 3:15 - Weather: Dome 22°

Umpires: HP-MENDOZA Jairo (NCA), 1B-DEL PUERTO Jose (MEX), 2B-ISHIYAMA Tomoya (JPN), 3B-POLANCO Domingo (DOM)

Scorers: SUN Xiaojun (CHN), MOLONEY Jennie (AUS), SHIN Jungsub (KOR),

TC: GOSSTRAY Narelle (AUS), ASO Koji (JPN)

SUPER ROUND – SUPER RONDA

SCHEDULE AND RESULTS – CALENDARIO Y RESULTADOS

SUPER ROUND – SUPER RONDA (JAPAN)

1A

1B

1C

2A

2B

2C

MONDAY NOVEMBER 11 – LUNES 11 DE NOVIEMBRE, 2019

#	Hour Hora	Stadium Campo	Group Grupo	Away Team Equipo Visitante	Home Team Equipo Local	Score	Inn
19	12:00	ZOZO Marine, Chiba	SR	B1 or B2	A1 or A2		
20	19:00	ZOZO Marine, Chiba	SR	C1 or C2	B1 or B2		
21	19:00	Tokyo Dome	SR	A1 or A2	C1 or C2		

TUESDAY NOVEMBER 12 – MARTES 12 DE NOVIEMBRE, 2019

#	Hour Hora	Stadium Campo	Group Grupo	Away Team Equipo Visitante	Home Team Equipo Local	Score	Inn
22	12:00	Tokyo Dome	SR	C1 or C2	A1 or A2		
23	19:00	ZOZO Marine, Chiba	SR	B1 or B2	C1 or C2		
24	19:00	Tokyo Dome	SR	A1 or A2	B1 or B2		

WEDNESDAY NOVEMBER 13 – MIÉRCOLES DE NOVIEMBRE, 2019

#	Hour Hora	Stadium Campo	Group Grupo	Away Team Equipo Visitante	Home Team Equipo Local	Score	Inn
25	12:00	Tokyo Dome	SR	C1 or C2	A1 or A2		
26	19:00	Tokyo Dome	SR	A1 or A2	B1 or B2		

Local time in Japan/ Hora local en Japón

SUPER ROUND – SUPER RONDA

SCHEDULE AND RESULTS – CALENDARIO Y RESULTADOS



FRIDAY NOVEMBER 15 – VIERNES 15 DE NOVIEMBRE, 2019

#	Hour Hora	Stadium Campo	Group Grupo	Away Team Equipo Visitante	Home Team Equipo Local	Score	Inn
27	12:00	Tokyo Dome	SR	A1 or A2	B1 or B2		
28	19:00	Tokyo Dome	SR	A1 or A2	C1 or C2		

SATURDAY NOVEMBER 16 – SÁBADO 16 DE NOVIEMBRE, 2019

#	Hour Hora	Stadium Campo	Group Grupo	Away Team Equipo Visitante	Home Team Equipo Local	Score	Inn
29	12:00	Tokyo Dome	SR	B1 or B2	C1 or C2		
30	19:00	Tokyo Dome	SR	B1 or B2	C1 or C2		

SUNDAY NOVEMBER 17 – DOMINGO 17 DE NOVIEMBRE, 2019

#	Hour Hora	Stadium Campo	Group Grupo	Away Team Equipo Visitante	Home Team Equipo Local	Score	Inn
31	12:00	Tokyo Dome	 BRONZE	4th Place afterSR	3rd Place afterSR		
32	19:00	Tokyo Dome	 GOLD	2nd Place afterSR	1st Place afterSR		

Local time in Japan/ Hora local en Japón

ABBREVIATIONS – ABREVIATURAS

(IN ALPHABETICAL ORDER – EN ORDEN ALFABÉTICO)

HITTING – OFENSIVA			PITCHING – PITCHEO		
2B	Doubles	Dobles	2B	Doubles allowed	Dobles permitidos
3B	Triples	Triples	3B	Triples allowed	Triples permitidos
AB	At bats	Veces al bate	AB	At bats	Veces al bate
AVG	Batting average	Average de bateo	B/Avg	Opponent batting average	Average de bateo de los oponentes
BB	Base on balls	Base por bolas	BK	Balk	Balk
GDP	Grounded into double plays	Batazo para Doble Play	BB	Base on balls allowed	Bases por bolas concedidas
G	Games played	Juegos jugados	CG	Complete games	Juegos completo
H	Hits	Hits conectados	ER	Earned runs allowed	Carreras limpias permitidas
HP	Hit by pitch	Golpeado por el lanzador	ERA	Earned run average	Promedio de efectividad
HR	Homeruns	Cuadrangulares	IBB	Intentional base on balls allowed	Bases por bolas intencionales
IBB	Intentional base on balls	Base por bolas intencional	GP	Games pitched	Juegos lanzados
OB%	On base percentage	Promedio de embasado	GS	Games started	Juegos Iniciados
R	Runs scored	Carreras anotadas	H	Hits allowed	Hits permitidos
RBI	Runs batted in	Carreras impulsadas	HP	Hit by pitch	Golpeados por el lanzamiento
SB / ATT	Stolen bases / SB attempts	Bases Robadas / Intentos de robo	HR	Home runs allowed	Cuadrangulares permitidos
SF	Sacrifice flies	Sacrificio Fly	IP	Innings played	Entradas lanzadas
SH	Sacrifice hits	Toque de sacrificio	R	Runs allowed	Carreras permitidas
SLG%	Slugging percentage	Average de slugging	SO	Strikeouts	Ponches propinados
SO	Strikeouts	Ponches	SFA	Sacrifice flies allowed	Sacrificios fly permitidos
TB	Total bases	Total de bases alcanzadas por hit	SHA	Sacrifice hits allowed	Toques de sacrificio permitidos
			SHO	Shutouts / Combination shutouts	Blanqueos / Blanqueos combinados
			SV	Saves	Juegos salvados
			W-L	Wins/Losses	Juegos ganados/Perdidos
			WP	Wild pitches	Wild pitches

FIELDING – DEFENSA

A	Assists	Asistencias
C	Chances	Total de lances
CI	Catcher's interference	Interferencia del receptor
CSB	Caught stealing (by pitcher and catcher)	Atrapado robando (del lanzador y del receptor)
DP	Double plays participated in	Participaciones en doble play
E	Errors	Errores
FLD%	Fielding percentage	Promedio de defensa
PB	Passed balls (catcher)	Passed ball (receptor)
PO	Putouts	Outs (Eliminaciones)
SBA	Stolen bases allowed (pitcher and catcher)	Robos permitidos (lanzador y receptor)
SBA%	Stolen bases against percentage (pitcher and catcher)	Promedio de robos permitidos (lanzador y receptor)