



WBSC

U-12
SOFTBALL
WORLD CUP®



TAINAN 2019

NR.4

29 JULY/JULIO 2019

DAILY REPORT REPORTE DIARIO

@WBSC #U12SoftballWorldCup

FOR THE TITLE OF WORLD CHAMPION



No. 6 TPE



No. 15 CZE



No. 20 PER



No. 37 INA

OFFICIALS – OFICIALES

TECHNICAL COMMISSION – COMISIÓN TÉCNICA

Technical Director – Director Técnico:  **Chet GREY (AUS)**



John MADDEN (USA)



Cinzia MACHETTI (ITA)



Heidi IP (HKG)



Giovanni SANNA (ITA)



Yu-Sung LIN (TPE)



Tsih-Yang CHANG (TPE)

UMPIRES – ÁRBITROS

Umpire Director – Director de Árbitros:  **Robert STANTON (CAN)**



Pablo ACOSTA (ARG)



James ENGLISH (AUS)



Mari JINNO (JPN)



Angel ORTIZ (PUR)



Nien-Tai WANG (TPE)



Show-Ling WANG (TPE)



Chih-Liang HUNG (TPE)



Ming-Yi LIN (TPE)



Ko-Chin YU (TPE)

OFFICIAL SCORERS – ANOTADORES OFICIALES

Scorers Director – Director de Anotadores:  **Fabio ZACCARIA (ITA)**



Greta CRAIG (ITA)



Michael CRAIG (USA)



Andrés DE LEON (PAN)



Natalie TODD (AUS)



Feiko DROST (NED)







Sy Chau CHANG (TPE)



Yu-Wei HORNG (TPE)

OPENING ROUND – RONDA DE APERTURA

STANDINGS – POSICIÓN DE EQUIPOS

RK	TEAM – EQUIPO	GP	W	L	AVG	GB
1	 CHINESE TAIPEI	6	6	0	1.000	-
2	 PERÚ	6	4	2	.667	2
3	 CZECH REPUBLIC	6	2	4	.333	4
4	 INDONESIA	6	0	6	.000	6

The Teams are placed according the Tournament Regulations for the WBSC.

Los equipos son ordenados en atención a los Reglamentos Oficiales de la WBSC.

OPENING ROUND – RONDA DE APERTURA

SCHEDULE AND RESULTS – CALENDARIO Y RESULTADOS

TEAMS – EQUIPOS

 CHINESE TAIPEI

 CZECH REPUBLIC

 PERÚ

 INDONESIA

FRIDAY JULY 26 – VIERNES 26 DE JULIO, 2019

#	Hour Hora	Stadium Campo	Away Team Equipo Visitante	Home Team Equipo Local	Score	Inn
1	10:00	Gueiren Baseball Stadium	 PERÚ	 CZECH REPUBLIC	1-0	
2	13:00	Gueiren Baseball Stadium	 INDONESIA	 CHINESE TAIPEI	0-16	3
 OPENING CEREMONY – CEREMONIA INAUGURAL						

SATURDAY JULY 27 – SÁBADO 27 DE JULIO, 2019

#	Hour Hora	Stadium Campo	Away Team Equipo Visitante	Home Team Equipo Local	Score	Inn
3	10:00	Gueiren Baseball Stadium	 INDONESIA	 CZECH REPUBLIC	0-9	
4	12:00	Gueiren Baseball Stadium	 CHINESE TAIPEI	 PERÚ	8-0	
5	14:00	Gueiren Baseball Stadium	 CZECH REPUBLIC	 INDONESIA	7-0	
6	16:00	Gueiren Baseball Stadium	 PERÚ	 CHINESE TAIPEI	0-10	4

SUNDAY JULY 28 – DOMINGO 28 DE JULIO, 2019

#	Hour Hora	Stadium Campo	Away Team Equipo Visitante	Home Team Equipo Local	Score	Inn
7	10:00	Gueiren Baseball Stadium	 PERÚ	 INDONESIA	10-3	
8	12:00	Gueiren Baseball Stadium	 CZECH REPUBLIC	 CHINESE TAIPEI	0-8	
9	14:00	Gueiren Baseball Stadium	 INDONESIA	 PERÚ	POST.	
10	16:00	Gueiren Baseball Stadium	 CHINESE TAIPEI	 CZECH REPUBLIC	POST.	

OPENING ROUND – RONDA DE APERTURA

SCHEDULE AND RESULTS – CALENDARIO Y RESULTADOS

MONDAY JULY 29 – LUNES 29 DE JULIO, 2019

#	Hour Hora	Stadium Campo	Away Team Equipo Visitante	Home Team Equipo Local	Score	Inn
9	10:00	Gueiren Baseball Stadium	 INDONESIA	 PERÚ	0-5	
10	11:45	Gueiren Baseball Stadium	 CHINESE TAIPEI	 CZECH REPUBLIC	12-2	5
11	14:00	Gueiren Baseball Stadium	 CZECH REPUBLIC	 PERÚ	0-1	
12	16:00	Gueiren Baseball Stadium	 CHINESE TAIPEI	 INDONESIA	17-2	4

Local time in Chinese Taipei / Hora local en China Taipéi

GAME SUMMARY - RESULTADO DEL JUEGO 09



INDONESIA- PERU



Peru 5, Indonesia 0

Jul 29, 2019 at Tainan (TPE), Gueiren Baseball Stadium

```
-----
Indonesia.....000 00 - 0 3 2 (0-5)
Peru.....032 0X - 5 3 0 (3-2)
-----
```

Pitchers:

Indonesia - ARMAND Quiny Alisyawani

Peru - TSUKAZAN OLIDEN Emilia Sumi, HIGA ENDO Valeria Mayumi

Win: HIGA ENDO Valeria Mayumi (2-1)

Loss: ARMAND Quiny Alisyawani (0-4)

Homeruns: Peru: TOYAMA SHIROMA Daniel Takeshi

Attendance: 20

Start: 10:00

Time: 1h 8min

Weather: 32°C, Cloudy

Umpires: HP-WANG Nien-Tai (TPE), 1B-LIN Ming-Yi (TPE), 2B-HUNG Chih-Liang (TPE), 3B-WANG Show-Ling (TPE)

TC: SANNA Giovanni (ITA), CHANG Tsih-Yang (TPE)

Scorers: DE LEÓN Andrés (PAN), CRAIG Greta (ITA), HORNG Yu-Wei (TPE)

GAME SUMMARY - RESULTADO DEL JUEGO 10



CHINESE TAIPEI- CZECH REPUBLIC



Chinese Taipei 12, Czech Republic 2

Jul 29, 2019 at Tainan (TPE), Gueiren Baseball Stadium

```
-----
Chinese Taipei.....263 01 - 12 9 0 (5-0)
Czech Republic.....002 00 - 2 1 2 (2-3)
-----
```

Pitchers:

Chinese Taipei - CHEN Chia-Yi, LIN Ruo-Ya

Czech Republic - FORETOVÁ Amélie, WASSERBAUER David, MULAČ Jan, ŠPAČEK Adrien

Win: LIN Ruo-Ya (1-0)

Loss: FORETOVÁ Amélie (0-1)

Save: NONE

Attendance: 50

Start: 11:45

Time: 1:44

Weather: 33° C Sunny

Umpires: HP-JINNO Mari (JPN), 1B-ORTIZ Angel (PUR), 2B-ACOSTA Pablo (ARG), 3B-ENGLISH James (AUS)

TC: MACHETTI Cinzia (ITA), IP Heidi (HKG)

Scorers: DE LEÓN Andrés (PAN), CRAIG Michael (USA), HORNG Yu-Wei (TPE)

GAME SUMMARY - RESULTADO DEL JUEGO 11



CZECH REPUBLIC – PERU



Peru 1, Czech Republic 0

Jul 29, 2019 at Tainan (TPE), Gueiren Baseball Stadium

```
-----
Czech Republic.....000 00 - 0   3   1   (2-4)
Peru.....000 1X - 1   0   1   (4-2)
-----
```

Pitchers:

Czech Republic - ŠPAČEK Adrien
 Peru - TSUKAZAN OLIDEN Emilia Sumi
 Win: TSUKAZAN OLIDEN Emilia Sumi (2-1)
 Loss: ŠPAČEK Adrien (0-2)

Attendance: 80
 Start: 14:00
 Time: 1:10
 Weather: 32 °C Sunny

Umpires: HP-ENGLISH James (AUS), 1B-JINNO Mari (JPN), 2B-ACOSTA Pablo (ARG), 3B-ORTIZ Angel (PUR)
 TC: MADDEN John (USA), MACHETTI Cinzia (ITA)
 Scorers: CRAIG Greta (ITA), CRAIG Michael (USA), CHANG Sy-Chau (TPE)

GAME SUMMARY - RESULTADO DEL JUEGO 12



CHINESE TAIPEI– INDONESIA



Chinese Taipei 17, Indonesia 2 Jul

29, 2019 at Tainan (TPE), Gueiren Baseball Stadium

```
-----
Chinese Taipei.....454 4 - 17  19  0   (6-0)
Indonesia.....000 2 - 2   2   3   (0-6)
-----
```

Pitchers:

Chinese Taipei - LIN Wei-Chi
 Indonesia - HARMOKO Rashad Khalfani
 Win: LIN Wei-Chi (1-0)
 Loss: HARMOKO Rashad Khalfani (0-2)

Homeruns: Chinese Taipei: CHIANG Hsiao-En

Attendance: 75
 Start: 15:40
 Time: 1h 9min
 Weather: 32°C, Sunny

Umpires: HP-ENGLISH James (AUS), 1B-JINNO Mari (JPN), 2B-ACOSTA Pablo (ARG), 3B-ORTIZ Angel (PUR)
 TC: MADDEN John (USA), MACHETTI Cinzia (ITA)
 Scorers: CRAIG Michael (USA), CRAIG Greta (ITA), CHANG Sy-Chau (TPE)

FINAL ROUND – RONDA FINAL

SCHEDULE AND RESULTS – CALENDARIO Y RESULTADOS

TUESDAY JULY 30 – MARTES 30 DE JULIO, 2019

#	Hour Hora	Stadium Campo	Away Team Equipo Visitante	Home Team Equipo Local	Score	Inn
1	13:00	Gueiren Baseball Stadium 	 INDONESIA	 CZECH REPUBLIC		
2	15:00	Gueiren Baseball Stadium 	 PERÚ	 CHINESE TAIPEI		
			 CLOSING CEREMONY – CEREMONIA DE CLAUSURA			

Local time in Chinese Taipei / Hora local en China Taipéi

TEAM'S STATS RANKING

ESTADÍSTICAS POR EQUIPO

(INCLUDING GAMES 1-12 - INCLUYENDO PARTIDOS DEL 1 AL 12)

BATTING – BATEO

TEAM	AVG	G	AB	R	H	2B	3B	HR	RBI	TB	SLG%	BB	HP	SO	GDP	OB%	SF	SH	SB-ATT
Chinese Taipei	.437	6	142	71	62	9	7	3	50	94	.662	24	4	20	0	.529	0	1	30-31
Czech Republic	.252	6	115	18	29	1	0	0	10	30	.261	11	2	21	0	.328	0	0	9-10
Peru	.200	6	100	17	20	2	0	1	12	25	.250	20	0	29	0	.333	0	6	14-14
Indonesia	.152	6	92	5	14	1	1	0	3	17	.185	5	4	42	0	.228	0	3	3-4
TOTALS	.278	12	449	111	125	13	8	4	75	166	.370	60	10	112	0	.376	0	10	56-59

PITCHING – PITCHEO

TEAM	ERA	W-L	SV	IP	GS	CG	SHO	H	R	ER	BB	SO	2B	3B	HR	AB	B/Avg	WP	HP	IP	SHA	SFA
Chinese Taipei	0.77	6-0	0	26.0	6	3	2	7	4	4	13	30	2	0	0	83	.084	4	2	0	1	0
Czech Republic	2.32	2-4	1	28.0	6	2	1	21	22	13	20	41	3	2	0	106	.198	12	3	5	5	0
Peru	3.53	4-2	0	28.1	6	4	2	33	21	20	9	38	1	2	2	118	.280	1	4	1	1	0
Indonesia	7.50	0-6	0	24.0	6	6	0	64	64	36	18	2	7	4	2	141	.454	10	1	3	3	0
TOTALS	3.43	12-12	1	106.1	24	15	5	125	111	73	60	111	13	8	4	448	.279	27	10	9	10	0

DEFENSE – DEFENSA

TEAM	C	PO	A	E	DP	FLD%	CSB	SBA	SBA%	CI	PB
Chinese Taipei	115	78	36	1	0	.991	1	1	.500	0	0
Czech Republic	120	84	29	7	1	.942	2	14	.875	0	2
Peru	113	85	24	4	0	.965	0	11	1.000	0	3
Indonesia	140	72	44	24	1	.829	0	30	1.000	0	0
TOTALS	488	319	133	36	2	.926	3	56	.949	0	5

TEAM'S STATS – ESTADÍSTICAS DE EQUIPO

(INCLUDING GAMES 1-14 – INCLUYENDO JUEGOS DEL 1 AL 14)



CHINESE TAIPEI

TPE

Overall Statistics (as of Jul 29, 2019)
(All Games, Sorted by Batting Avg)

Record: Tournament: 6-0

#	PLAYER	AVG	GP-GS	AB	R	H	2B	3B	HR	RBI	TB	SLG%	BB	HP	SO	GDP	OB%	SF	SH	SB-ATT
9	CHIANG Hsiao-En	.667	5-5	15	13	10	0	1	2	13	18	1.200	1	0	1	0	.688	0	1	4-4
10	CHIU Yu-Hsin	.647	6-6	17	12	11	3	0	0	6	14	.824	3	0	3	0	.700	0	0	6-6
5	KAO Chia-Yi	.600	6-4	10	7	6	1	1	0	3	9	.900	2	0	3	0	.667	0	0	2-2
2	CHIU Sheng-An	.556	5-3	9	5	5	0	1	0	1	7	.778	1	0	0	0	.600	0	0	3-3
8	KO Hao-Che	.545	5-5	11	5	6	1	0	1	6	10	.909	2	0	0	0	.615	0	0	3-3
11	LIN Chih-Teng	.500	5-5	8	7	4	0	1	0	0	6	.750	1	0	2	0	.556	0	0	3-3
14	SHIH Ming-Feng	.500	4-1	4	4	2	0	1	0	2	4	1.000	0	0	0	0	.500	0	0	0-0
30	ZENG Rui-En	.455	5-5	11	3	5	2	1	0	5	9	.818	1	2	0	0	.571	0	0	0-0
15	LIN Ruo-Ya	.400	4-2	5	1	2	2	0	0	2	4	.800	1	0	2	0	.500	0	0	1-1
17	CHEN Chia-Yi	.400	5-3	5	3	2	0	0	0	2	2	.400	2	2	0	0	.667	0	0	1-1
1	HUANG Yu-Chien	.333	4-3	6	2	2	0	0	0	1	2	.333	1	0	1	0	.429	0	0	0-0
22	WANG Hsin-Yen	.250	4-4	4	2	1	0	0	0	1	1	.250	2	0	1	0	.500	0	0	0-0
21	TSAI Ching	.222	6-3	9	3	2	0	0	0	5	2	.222	1	0	1	0	.300	0	0	3-3
7	LI SIAO	.200	4-3	5	1	1	0	0	0	0	1	.200	3	0	2	0	.500	0	0	0-0
20	LIN Wei-Chi	.154	5-4	13	2	2	0	0	0	2	2	.154	0	0	3	0	.154	0	0	3-3
6	SHIH Ai-Ling	.100	4-4	10	1	1	0	1	0	1	3	.300	3	0	1	0	.308	0	0	1-2
Totals		.437		142	71	62	9	7	3	50	94	.662	24	4	20	0	.529	0	1	30-31
Opponents		.084		83	4	7	2	0	0	2	9	.108	13	2	30	0	.224	0	1	1-2

(All Games, Sorted by Earned Run Avg)

#	PLAYER	ERA	W-L	SV	IP	G	GS	CG	SHO	H	R	ER	BB	SO	2B	3B	HR	AB	B/Avg	WP	HP	IP	SHA	SFA
1	HUANG Yu-Chien	0.00	3-0	0	11.0	3	3	2	2	2	0	0	3	18	0	0	0	35	.057	2	0	0	0	0
17	CHEN Chia-Yi	0.00	1-0	0	6.0	3	2	0	0	2	0	0	1	4	1	0	0	19	.105	0	0	0	1	0
20	LIN Wei-Chi	1.67	1-0	0	6.0	2	1	1	0	2	2	2	7	5	1	0	0	20	.100	0	1	0	0	0
15	LIN Ruo-Ya	3.33	1-0	0	3.0	1	0	0	0	1	2	2	2	3	0	0	0	9	.111	2	1	0	0	0
Totals		0.77	6-0	0	26.0	6	6	3	2	7	4	4	13	30	2	0	0	83	.084	4	2	0	1	0
Opponents		10.71	0-6	0	23.1	6	6	3	0	62	71	50	24	20	9	7	3	142	.437	15	4	6	1	0

(All Games, Sorted by Fielding Pct)

#	PLAYER	C	PO	A	E	DP	FLD%	CSB	SBA	SBA%	CI	PB
21	TSAI Ching	23	22	1	0	0	1.000	0	0	0	0	0
30	ZENG Rui-En	23	20	3	0	0	1.000	0	0	0	0	0
9	CHIANG Hsiao-En	19	17	2	0	0	1.000	1	1	.500	0	0
10	CHIU Yu-Hsin	14	8	6	0	0	1.000	0	0	0	0	0
1	HUANG Yu-Chien	7	0	7	0	0	1.000	0	0	0	0	0
11	LIN Chih-Teng	7	4	3	0	0	1.000	0	0	0	0	0
7	LI SIAO	7	3	4	0	0	1.000	0	0	0	0	0
2	CHIU Sheng-An	6	1	5	0	0	1.000	0	0	0	0	0
6	SHIH Ai-Ling	2	0	2	0	0	1.000	0	0	0	0	0
20	LIN Wei-Chi	2	1	1	0	0	1.000	0	0	0	0	0
14	SHIH Ming-Feng	1	1	0	0	0	1.000	0	0	0	0	0
8	KO Hao-Che	1	1	0	0	0	1.000	0	0	0	0	0
17	CHEN Chia-Yi	3	0	2	1	0	.667	0	0	0	0	0
Totals		115	78	36	1	0	.991	1	1	.500	0	0
Opponents		115	70	27	18	0	.843	1	30	.968	0	3

TEAM'S STATS – ESTADÍSTICAS DE EQUIPO

(INCLUDING GAMES 1-14 – INCLUYENDO JUEGOS DEL 1 AL 14)



CZECH REPUBLIC

CZE

Overall Statistics (as of Jul 29, 2019)
(All Games, Sorted by Batting Avg)

Record: Tournament: 2-4

#	PLAYER	AVG	GP-GS	AB	R	H	2B	3B	HR	RBI	TB	SLG%	BB	HP	SO	GDP	OB%	SF	SH	SB-ATT
16	SPASEK Adrien	.636	6-4	11	2	7	0	0	0	0	7	.636	0	0	0	0	.636	0	0	2-2
10	ROLFESOVA Sara	.375	5-5	8	0	3	0	0	0	0	3	.375	0	0	2	0	.375	0	0	1-1
8	WASSERBAUER David	.333	6-5	9	1	3	0	0	0	1	3	.333	0	0	0	0	.333	0	0	0-0
11	POSIK Jakub	.333	4-4	6	1	2	0	0	0	0	2	.333	1	1	0	0	.500	0	0	0-0
2	SYKORA Simon	.286	4-4	7	1	2	0	0	0	1	2	.286	3	0	2	0	.500	0	0	0-0
1	DRAGONOVA Rozalie	.250	6-4	8	1	2	0	0	0	0	2	.250	0	0	1	0	.250	0	0	1-1
4	ISOF Jakub	.250	5-3	8	1	2	0	0	0	1	2	.250	1	0	1	0	.333	0	0	0-0
15	FORETOVA Amelie	.214	6-6	14	2	3	0	0	0	0	3	.214	0	0	3	0	.214	0	0	0-0
3	MULAS Jan	.200	5-2	5	1	1	0	0	0	2	1	.200	0	0	2	0	.200	0	0	0-0
13	KOUBOVA Tereza	.167	3-3	6	1	1	0	0	0	1	1	.167	0	0	1	0	.167	0	0	1-1
5	BINTER Jakub	.167	3-3	6	2	1	0	0	0	2	1	.167	0	0	1	0	.167	0	0	0-1
9	TSMAS TadeaS	.167	5-5	6	2	1	1	0	0	0	2	.333	0	1	3	0	.286	0	0	1-1
14	KRAJSOVA Nikola	.100	5-5	10	0	1	0	0	0	2	1	.100	2	0	2	0	.250	0	0	2-2
12	VIMROVA Adela	.000	2-2	0	0	0	0	0	0	0	0	.000	2	0	0	0	1.000	0	0	0-0
6	MALSEKOVA Julie	.000	3-1	4	1	0	0	0	0	0	0	.000	1	0	1	0	.200	0	0	0-0
7	SEDLASKOVA Viktori	.000	5-4	7	2	0	0	0	0	0	0	.000	1	0	2	0	.125	0	0	1-1
Totals		.252		115	18	29	1	0	0	10	30	.261	11	2	21	0	.328	0	0	9-10
Opponents		.198		106	22	21	3	2	0	15	28	.264	20	3	41	0	.341	0	5	14-16

(All Games, Sorted by Earned Run Avg)

#	PLAYER	ERA	W-L	SV	IP	G	GS	CG	SHO	H	R	ER	BB	SO	2B	3B	HR	AB	B/Avg	WP	HP	IP	SHA	SFA
14	KRAJSOVA Nikola	0.00	1-0	0	5.0	1	1	1	1	3	0	0	1	5	0	0	0	15	.200	1	1	0	1	0
3	MULAS Jan	0.00	1-0	0	5.2	3	1	0	0	4	1	0	3	12	2	0	0	21	.190	2	0	2	1	0
16	SPASEK Adrien	1.88	0-2	0	10.2	4	2	1	0	6	6	4	8	17	1	1	0	39	.154	2	1	0	3	0
8	WASSERBAUER David	4.69	0-1	1	5.1	3	1	0	0	4	8	5	5	6	0	0	0	22	.182	5	1	1	0	0
15	FORETOVA Amelie	15.00	0-1	0	1.1	1	1	0	0	4	7	4	3	1	0	1	0	9	.444	2	0	2	0	0
Totals		2.32	2-4	1	28.0	6	6	2	1	21	22	13	20	41	3	2	0	106	.198	12	3	5	5	0
Opponents		1.38	4-2	0	29.0	6	6	5	3	29	18	8	11	21	1	0	0	115	.252	5	2	1	0	0

(All Games, Sorted by Fielding Pct)

#	PLAYER	C	PO	A	E	DP	FLD%	CSB	SBA	SBA%	CI	PB
11	POSIK Jakub	23	22	1	0	0	1.000	1	3	.750	0	1
2	SYKORA Simon	15	14	1	0	0	1.000	0	8	1.000	0	0
9	TSMAS TadeaS	11	7	4	0	1	1.000	0	0	0	0	0
5	BINTER Jakub	8	7	1	0	0	1.000	1	3	.750	0	1
3	MULAS Jan	5	2	3	0	0	1.000	0	0	0	0	0
10	ROLFESOVA Sara	4	4	0	0	0	1.000	0	0	0	0	0
4	ISOF Jakub	4	2	2	0	0	1.000	0	0	0	0	0
7	SEDLASKOVA Viktori	2	2	0	0	0	1.000	0	0	0	0	0
1	DRAGONOVA Rozalie	1	0	1	0	0	1.000	0	0	0	0	0
16	SPASEK Adrien	16	8	7	1	1	.938	0	0	0	0	0
15	FORETOVA Amelie	10	7	2	1	0	.900	0	0	0	0	0
14	KRAJSOVA Nikola	13	7	4	2	0	.846	0	0	0	0	0
8	WASSERBAUER David	5	1	3	1	0	.800	0	0	0	0	0
6	MALSEKOVA Julie	2	1	0	1	0	.500	0	0	0	0	0
13	KOUBOVA Tereza	1	0	0	1	0	.000	0	0	0	0	0
Totals		120	84	29	7	1	.942	2	14	.875	0	2
Opponents		139	87	44	8	1	.942	1	9	.900	0	0

TEAM'S STATS – ESTADÍSTICAS DE EQUIPO

(INCLUDING GAMES 1-14 – INCLUYENDO JUEGOS DEL 1 AL 14)



INDONESIA

INA

Overall Statistics (as of Jul 29, 2019)
(All Games, Sorted by Batting Avg)

Record: Tournament: 0-6

#	PLAYER	AVG	GP-GS	AB	R	H	2B	3B	HR	RBI	TB	SLG%	BB	HP	SO	GDP	OB%	SF	SH	SB-ATT
1	HARMOKO Rashad Kha	.500	6-5	10	1	5	0	1	0	2	7	.700	0	0	1	0	.500	0	0	2-2
3	PRAWIRADILAGA Adik	.429	5-5	7	0	3	0	0	0	0	3	.429	0	1	0	0	.500	0	0	1-2
9	BUDIANTO Naura Maz	.333	6-4	6	0	2	0	0	0	0	2	.333	0	2	1	0	.500	0	0	0-0
6	TJONDRONEGORO Arro	.222	6-6	9	1	2	0	0	0	0	2	.222	0	0	3	0	.222	0	1	0-0
5	LEMUEL Dylan	.200	6-3	5	1	1	1	0	0	0	2	.400	0	0	1	0	.200	0	0	0-0
7	KAMINI Sunshine Aq	.111	6-6	9	1	1	0	0	0	0	1	.111	0	0	4	0	.111	0	1	0-0
11	PUTRI Athaya Luna	.000	6-3	6	0	0	0	0	0	0	0	.000	0	1	6	0	.143	0	0	0-0
8	ARNANTA Alino Asiw	.000	6-3	4	0	0	0	0	0	1	0	.000	1	0	2	0	.200	0	1	0-0
12	BRACHMANTIO Muham	.000	6-3	4	0	0	0	0	0	0	0	.000	1	0	1	0	.200	0	0	0-0
14	ADINATA Amanda Lax	.000	5-2	3	1	0	0	0	0	0	0	.000	1	0	3	0	.250	0	0	0-0
4	AZGA Samsara Putri	.000	6-5	8	0	0	0	0	0	0	0	.000	1	0	4	0	.111	0	0	0-0
15	RACHMALLIA Sheila	.000	6-3	6	0	0	0	0	0	0	0	.000	1	0	6	0	.143	0	0	0-0
13	MUZELLA Zia Oktyor	.000	5-3	4	0	0	0	0	0	0	0	.000	0	0	4	0	.000	0	0	0-0
10	ARMAND Quiny Alisy	.000	5-4	4	0	0	0	0	0	0	0	.000	0	0	3	0	.000	0	0	0-0
2	NG Vittorio Chendr	.000	5-5	7	0	0	0	0	0	0	0	.000	0	0	3	0	.000	0	0	0-0
Totals		.152		92	5	14	1	1	0	3	17	.185	5	4	42	0	.228	0	3	3-4
Opponents		.454		141	64	64	7	4	2	42	85	.603	18	1	2	0	.519	0	3	30-30

(All Games, Sorted by Earned Run Avg)

#	PLAYER	ERA	W-L	SV	IP	G	GS	CG	SHO	H	R	ER	BB	SO	2B	3B	HR	AB	B/Avg	WP	HP	IP	SHA	SFA
10	ARMAND Quiny Alisy	4.33	0-4	0	15.0	4	4	4	0	31	37	13	16	0	3	1	1	81	.383	8	1	3	2	0
1	HARMOKO Rashad Kha	12.78	0-2	0	9.0	2	2	2	0	33	27	23	2	2	4	3	1	60	.550	2	0	0	1	0
Totals		7.50	0-6	0	24.0	6	6	6	0	64	64	36	18	2	7	4	2	141	.454	10	1	3	3	0
Opponents		0.93	6-0	1	27.0	6	6	3	1	14	5	5	5	41	1	1	0	91	.154	3	4	2	3	0

(All Games, Sorted by Fielding Pct)

#	PLAYER	C	PO	A	E	DP	FLD%	CSB	SBA	SBA%	CI	PB
12	BRACHMANTIO Muham	13	10	3	0	1	1.000	0	0	0	0	0
9	BUDIANTO Naura Maz	3	3	0	0	0	1.000	0	12	1.000	0	0
6	TJONDRONEGORO Arro	27	14	12	1	1	.963	0	0	0	0	0
2	NG Vittorio Chendr	12	10	1	1	0	.917	0	15	1.000	0	0
4	AZGA Samsara Putri	8	3	4	1	0	.875	0	0	0	0	0
1	HARMOKO Rashad Kha	15	6	7	2	0	.867	0	0	0	0	0
7	KAMINI Sunshine Aq	18	6	9	3	0	.833	0	0	0	0	0
3	PRAWIRADILAGA Adik	11	7	2	2	0	.818	0	3	1.000	0	0
5	LEMUEL Dylan	10	7	1	2	0	.800	0	0	0	0	0
8	ARNANTA Alino Asiw	9	4	2	3	0	.667	0	0	0	0	0
15	RACHMALLIA Sheila	2	1	0	1	0	.500	0	0	0	0	0
13	MUZELLA Zia Oktyor	2	0	1	1	0	.500	0	0	0	0	0
10	ARMAND Quiny Alisy	6	1	1	4	0	.333	0	0	0	0	0
11	PUTRI Athaya Luna	3	0	1	2	0	.333	0	0	0	0	0
14	ADINATA Amanda Lax	1	0	0	1	0	.000	0	0	0	0	0
Totals		140	72	44	24	1	.829	0	30	1.000	0	0
Opponents		103	81	22	0	1	.750	1	3	.750	0	1

TEAM'S STATS – ESTADÍSTICAS DE EQUIPO

(INCLUDING GAMES 1-14 – INCLUYENDO JUEGOS DEL 1 AL 14)



PERU

PER

Overall Statistics (as of Jul 29, 2019)
(All Games, Sorted by Batting Avg)

Record: Tournament: 4-2

#	PLAYER	AVG	GP-GS	AB	R	H	2B	3B	HR	RBI	TB	SLG%	BB	HP	SO	GDP	OB%	SF	SH	SB-ATT
13	SHIMABUKURO KUDO S	.500	5-4	6	2	3	0	0	0	2	3	.500	2	0	1	0	.625	0	1	3-3
16	TSUKAZAN OLIDEN Em	.333	6-6	6	1	2	0	0	0	2	2	.333	0	0	3	0	.333	0	0	1-1
10	MOLERO CHAVEZ Aria	.286	4-3	7	3	2	0	0	0	1	2	.286	1	0	2	0	.375	0	0	1-1
7	TOYAMA SHIROMA Dan	.250	6-6	12	2	3	0	0	1	1	6	.500	0	0	5	0	.250	0	0	2-2
12	BURRELL MORENO Lau	.250	5-3	4	0	1	0	0	0	0	1	.250	2	0	1	0	.500	0	1	0-0
6	NAGAMINE NAKASONE	.222	6-6	9	0	2	0	0	0	1	2	.222	3	0	2	0	.417	0	1	0-0
11	RETUERTO ZAPATA Ru	.200	6-6	15	1	3	1	0	0	1	4	.267	0	0	3	0	.200	0	0	1-1
15	PANDO CASTRO Joaqui	.143	6-6	7	2	1	1	0	0	2	2	.286	4	0	2	0	.455	0	0	0-0
2	PERALTA LOPEZ Josu	.143	5-5	7	1	1	0	0	0	1	1	.143	4	0	2	0	.455	0	0	1-1
14	HIGA ENDO Valeria	.111	6-6	9	3	1	0	0	0	0	1	.111	3	0	1	0	.333	0	0	4-4
8	SHIBATA HIGA Ken N	.083	6-6	12	1	1	0	0	0	0	1	.83	1	0	4	0	.154	0	1	1-1
1	CHAMAYA RONCEROS E	.000	2-2	3	1	0	0	0	0	1	0	.000	0	0	2	0	.000	0	1	0-0
4	TOYAMA SHIROMA Sof	.000	2-1	3	0	0	0	0	0	0	0	.000	0	0	1	0	.000	0	1	0-0
Totals		.200		100	17	20	2	0	1	12	25	.250	20	0	29	0	.333	0	6	14-14
Opponents		.277		119	21	33	1	2	2	16	44	.37	9	4	39	0	.348	0	1	11-11

(All Games, Sorted by Earned Run Avg)

#	PLAYER	ERA	W-L	SV	IP	G	GS	CG	SHO	H	R	ER	BB	SO	2B	3B	HR	AB	B/Avg	WP	HP	IP	SHA	SFA
16	TSUKAZAN OLIDEN Em	2.76	2-1	0	16.1	5	4	3	2	21	10	9	5	22	1	1	1	70	.300	1	2	1	0	0
14	HIGA ENDO Valeria	4.58	2-1	0	12.0	3	2	1	0	12	11	11	4	16	0	1	1	48	.250	0	2	0	1	0
Totals		3.53	4-2	0	28.1	6	6	4	2	33	21	20	9	38	1	2	2	118	.280	1	4	1	1	0
Opponents		1.85	2-4	0	27.0	6	6	4	1	20	17	10	20	29	2	0	1	100	.200	4	0	0	6	0

(All Games, Sorted by Fielding Pct)

#	PLAYER	C	PO	A	E	DP	FLD%	CSB	SBA	SBA%	CI	PB
6	NAGAMINE NAKASONE	43	41	2	0	0	1.000	0	11	1.000	0	3
10	MOLERO CHAVEZ Aria	6	2	4	0	0	1.000	0	0	0	0	0
2	PERALTA LOPEZ Josu	5	4	1	0	0	1.000	0	0	0	0	0
16	TSUKAZAN OLIDEN Em	3	0	3	0	0	1.000	0	0	0	0	0
11	RETUERTO ZAPATA Ru	2	1	1	0	0	1.000	0	0	0	0	0
4	TOYAMA SHIROMA Sof	1	1	0	0	0	1.000	0	0	0	0	0
15	PANDO CASTRO Joaqui	22	21	0	1	0	.955	0	0	0	0	0
7	TOYAMA SHIROMA Dan	16	8	7	1	0	.938	0	0	0	0	0
8	SHIBATA HIGA Ken N	8	5	2	1	0	.875	0	0	0	0	0
14	HIGA ENDO Valeria	7	2	4	1	0	.857	0	0	0	0	0
Totals		113	85	24	4	0	.965	0	11	1.000	0	3
Opponents		131	81	40	10	0	.924	0	14	1.000	0	1

TECHNICAL APPOINTMENTS – DESIGNACIONES TÉCNICAS

#	Hour <i>Hora</i>	Away Team <i>Equipo Visitante</i>	Home Team <i>Equipo Local</i>		UMPIRES	SCORERS	TECHNICAL COMM.
13	13:00	Indonesia	Czech Republic	HP	Show-Ling Wang TPE	Andrés De León PAN	Tsih-Yang Chang TPE
Gueiren Baseball Stadium				1B	Ko-Chin Yu TPE	Greta Craig ITA	Yu-Sung Lin TPE
				2B	Chi-Liang Hung TPE	Sy Chau Chang TPE	Cinzia Machetti ITA
				3B	Nien-Tai Wang TPE		

#	Hour <i>Hora</i>	Away Team <i>Equipo Visitante</i>	Home Team <i>Equipo Local</i>		UMPIRES	SCORERS	TECHNICAL COMM.
14	15:00	Peru	Chinese Taipei	HP	James English AUS	Greta Craig ITA	John Madden USA
Gueiren Baseball Stadium				1B	Mari Jinno JPN	Michael Craig ITA	Giovanni Sanna ITA
				2B	Angel Ortiz PUR	Yu-Wei Horng TPE	Heidi Ip HKG
				3B	Pablo Acosta ARG		

ABBREVIATIONS – ABREVIATURAS

(IN ALPHABETICAL ORDER – EN ORDEN ALFABÉTICO)

HITTING – OFENSIVA			PITCHING – PITCHEO		
2B	Doubles	Dobles	2B	Doubles allowed	Dobles permitidos
3B	Triples	Triples	3B	Triples allowed	Triples permitidos
AB	At bats	Veces al bate	AB	At bats	Veces al bate
AVG	Batting average	Average de bateo	B/Avg	Opponent batting average	Average de bateo de los oponentes
BB	Base on balls	Base por bolas	BK	Balk	Balk
GDP	Grounded into double plays	Batazo para Doble Play	BB	Base on balls allowed	Bases por bolas concedidas
G	Games played	Juegos jugados	CG	Complete games	Juegos completo
H	Hits	Hits conectados	ER	Earned runs allowed	Carreras limpias permitidas
HP	Hit by pitch	Golpeado por el lanzador	ERA	Earned run average	Promedio de efectividad
HR	Homeruns	Cuadrangulares	IBB	Intentional base on balls allowed	Bases por bolas intencionales
IBB	Intentional base on balls	Base por bolas intencional	GP	Games pitched	Juegos lanzados
OB%	On base percentage	Promedio de embasado	GS	Games started	Juegos iniciados
R	Runs scored	Carreras anotadas	H	Hits allowed	Hits permitidos
RBI	Runs batted in	Carreras impulsadas	HP	Hit by pitch	Golpeados por el lanzamiento
SB / ATT	Stolen bases / SB attempts	Bases Robadas / Intentos de robo	HR	Home runs allowed	Cuadrangulares permitidos
SF	Sacrifice flies	Sacrificio Fly	IP	Innings played	Entradas lanzadas
SH	Sacrifice hits	Toque de sacrificio	R	Runs allowed	Carreras permitidas
SLG%	Slugging percentage	Average de slugging	SO	Strikeouts	Ponches propinados
SO	Strikeouts	Ponches	SFA	Sacrifice flies allowed	Sacrificios fly permitidos
TB	Total bases	Total de bases alcanzadas por hit	SHA	Sacrifice hits allowed	Toques de sacrificio permitidos
			SHO	Shutouts / Combination shutouts	Blanqueos / Blanqueos combinados
			SV	Saves	Juegos salvados
			W-L	Wins/Losses	Juegos ganados/Perdidos
			WP	Wild pitches	Wild pitches

FIELDING – DEFENSA

A	Assists	Asistencias
C	Chances	Total de lances
CI	Catcher's interference	Interferencia del receptor
CSB	Caught stealing (by pitcher and catcher)	Atrapado robando (del lanzador y del receptor)
DP	Double plays participated in	Participaciones en doble play
E	Errors	Errores
FLD%	Fielding percentage	Promedio de defensa
PB	Passed balls (catcher)	Passed ball (receptor)
PO	Putouts	Outs (Eliminaciones)
SBA	Stolen bases allowed (pitcher and catcher)	Robos permitidos (lanzador y receptor)
SBA%	Stolen bases against percentage (pitcher and catcher)	Promedio de robos permitidos (lanzador y receptor)