



WBSC

U-12 BASEBALL
WORLD CUP®



TAINAN 2019

NR. 5

30 JULY/JULIO 2019

DAILY REPORT REPORTE DIARIO

@WBSC

#U12WorldCup

FOR THE TITLE OF WORLD CHAMPION



No.1 JPN



No.2 USA



No.3 KOR



No.4 TPE



No.5 CUB



No.6 MEX



No.7 AUS



No.9 VEN



No.16 ITA



No.18 CZE



No.23 RSA












No.75 FIJ

OFFICIALS – OFICIALES

TECHNICAL COMMISSION – COMISIÓN TÉCNICA

Technical Director – Director Técnico:  David NAGY (AUS)


 Giuseppe GUILIZZONI (ITA)	 Stephen LESFARGUES (FRA)	 Mitsuyoshi SATO (BRA)
 Nicky TO (HKG)	 Gerald LEBLANC (CAN)	 Glenn WILLIAMS (AUS)
 Shih-Ming CHANG (TPE)	 Ken HUANG (TPE)	 Calvin YEH (TPE)













UMPIRES – ÁRBITROS

Umpire Director - Director de Árbitros:  Lisa Marie TURBITT (CAN)

 Eric BLOUNT (RSA)	 Ufuk HERLIN SANTOSO (INA)	 Han Zhi JIANG (CHN)
 Jun Oh KIM (KOR)	 Juan LICOURT (CUB)	 Yuri MACCHIAVELLI (ITA)
 Yee Wah MOO (HKG)	 Benjamin NASH (AUS)	 Jill SILVANIC (USA)
 Atsuo TSUKADA (JPN)	 Marek VICAR (CZE)	 Travis WATSON (NZL)
 Meng-Chih HSIEH (TPE)	 Chung Chi JAN (TPE)	 Kuo-Cheng TSAI (TPE)
 Chung-Yu WU (TPE)	 Shih-Wei YEH (TPE)	 Ming-An TUNG (TPE)

OFFICIAL SCORERS – ANOTADORES OFICIALES

Scorers Director – Director de Anotadores:  Fabio ZACCARIA (ITA)

 Jason BUITENHUIS (CAN)	 Sin Yee CHAN (HKG)	 Feiko DROST (NED)
 Jennie MOLONEY (AUS)	 Natalie TODD (AUS)	 Ming-Tan CHU (TPE)
 Ya-Li CHUANG (TPE)	 Fu-Ying HUANG (TPE)	 Hsin-Chang HUANG (TPE)
 Hwei-Chen KO (TPE)	 Yu Chun WEN (TPE)	 Szu-Hsien CHEN (TPE)

PITCHER SUPER ROUND - SUPER GRUPO

Pitch Count and Mandatory Rest Chart


1 - 30 no rest
31 - 45 1 day
46 - 60 2 days
61 - 75 3 days
max 85 4 days

 = pitcher availability
3 = number of pitches
X = mandatory rest day pursuant
to WBSC U-12 BWC rules

Shirt #	Name	Team	Group	Day 1	Day 2	Day 3	Day 4	Day 5	Rest	Day 6	Day 7	Day 8	Day 9
				26-jul	27-jul	28-jul	29-jul	30-jul	31-jul	1-aug	2-aug	3-aug	4-aug
27	HOYOS ROMO Marlon	MEX	B	43	X								
31	VARGAS ANTILLON Gust	MEX	B	13	22	X							
33	GARCIA REYES Javier	MEX	B				33	X					
57	ZAVARCE PADRON Juan	MEX	B			87	X	X	X	X			
77	BEAVEN LOPEZ Roberto	MEX	B				4						
1	CHEN Kai-Sheng	TPE	A	54	X	X							
2	JIANG Ting-Yi	TPE	A					10					
5	YEH Hung-Jen	TPE	A					13					
7	CHANG Yao-Yun	TPE	A		12	3	18	X					
9	KUO Chen-An	TPE	A				22						
11	LIN Cheng-Yu	TPE	A	11		60	X	X					
12	CYUAN Ruei	TPE	A		17								
13	WANG Yu-EN	TPE	A					26					
14	HSU Tzu-Cheng	TPE	A		13	36	X						
16	YU Yan-Cheng	TPE	A				11						
18	CHEN YU AN	TPE	A		15		9						
2	ROMAN GAMEZ Jheanpol	VEN	B					59	X	X			
4	ALVARADO ILARRAZA	VEN	B			69	X	X	X				
6	GODOY BOSCAN Rainer	VEN	B			7							
7	SALAS ORTEGA Eyden	VEN	B		44	X	70	X	X	X			
10	TRUJILLO MORENO Sand	VEN	B	63	X	X	X						
12	LOPEZ SALAS Miguel	VEN	B					8					
13	GONZALEZ REDONDO	VEN	B			28	46	X	X				
14	BLANCO CABRERA Jean	VEN	B		75	X	X	X					

PITCHER CONSOLATION ROUND - RONDA DE CONSOLACIÓN

Pitch Count and Mandatory Rest Chart

1 - 30	no rest		= pitcher availability
31 - 45	1 day	3	= number of pitches
46 - 60	2 days	X	= mandatory rest day pursuant to WBSC U-12 BWC rules
61 - 75	3 days		
max 85	4 days		

Shirt #	Name	Team	Group	Day 1	Day 2	Day 3	Day 4	Day 5	Rest	Day 6	Day 7	Day 8	Day 9
				26-jul	27-jul	28-jul	29-jul	30-jul	31-jul	1-aug	2-aug	3-aug	4-aug
7	MOCHIZUKI Riku	AUS	B			29		7					
9	MOYLE Austin Jeffrey	AUS	B	18									
10	HAEUSLER Kristian Ne	AUS	B		60	X	X	53	X	X			
12	OLIPHANT Riley James	AUS	B	21									
13	ROMERO Rubens Alonso	AUS	B			4							
16	VELLA Lachlan Anthon	AUS	B				19						
17	SLAPETTA Simon	AUS	B		42	X							
18	BALLANTYNE Alasdair	AUS	B		26								
19	LAMBERT Isobel Joann	AUS	B				54	X	X				
21	NATI Joshua Roger	AUS	B			57	X	X					
22	THWAITES Daniel John	AUS	B	60	X	X	32	X					
3	NOVAK Jan	CZE	A	20			19						
6	CAJZ Michal	CZE	A				47	X	X				
19	EL GHANNAMOVA Kristy	CZE	A	20									
45	SOBOTKA Daniel	CZE	A			21							
51	HEDL Filip	CZE	A				26	37	X				
58	MARTINSAK JonaS	CZE	A		29		19						
61	TYLICH TadeaS	CZE	A				6						
62	VENTRUBA Vit.	CZE	A	25		13							
63	HASAL MatyaS	CZE	A			37	X	37	X				
66	KATZ Jan	CZE	A	17									
67	HLUCHY Nikolas	CZE	A		36	X							
68	KOLEV KryStof	CZE	A	30									
1	CAMA Manasa Loco	FIJ	A			81	X	X	X	X			
2	VAKA Nimilote Lua	FIJ	A	19	20	X		43	X				
3	JOHNS William Michael	FIJ	A	29	10	X		53	X	X			
4	LEE George Mitchell	FIJ	A	21									
5	MOCELUTU Kitione Ratub	FIJ	A	24	17	X							
6	HICKS Philip Francis	FIJ	A	20									
7	VODOWAQAVUKA Jone	FIJ	A	22									
8	TAMATA Samu	FIJ	A			17	58	X	X				
9	BAINIKORO Asaeli Mata	FIJ	A	4	33	X							
10	SILIMAIBAU Junior An	FIJ	A				57	X	X				
12	ANTHONY Liam	FIJ	A	30			7						
14	BIAUKULA Filipe Wilikibau	FIJ	A	12	26	X							
16	VEREIVALU Isikeli Ko	FIJ	A		38	X							

PITCHER CONSOLATION ROUND - RONDA DE CONSOLACIÓN

Pitch Count and Mandatory Rest Chart

1 - 30 no rest
31 - 45 1 day
46 - 60 2 days
61 - 75 3 days
max 85 4 days

3 = pitcher availability
3 = number of pitches
X = mandatory rest day pursuant
 to WBCS U-12 BWC rules

Shirt #	Name	Team	Group	Day 1	Day 2	Day 3	Day 4	Day 5	Rest	Day 6	Day 7	Day 8	Day 9
				26-jul	27-jul	28-jul	29-jul	30-jul	31-jul	1-aug	2-aug	3-aug	4-aug
2	GIORGESCHI Matteo	ITA	B	60	X	X							
3	GAMBERINI Alessandro	ITA	B				26	34	X				
4	RAIMONDI Matteo	ITA	B				47	X	X				
13	BALDISSERRI Riccardo	ITA	B				11						
14	MAZZANTI Riccardo	ITA	B			56	X	X					
16	DI PERSIA Daniele	ITA	B			43	X						
17	CEPPARULO Nicola	ITA	B				21						
18	CORTESI Noemi	ITA	B				27	24	X				
20	SABATINI Filippo	ITA	B		58	X	X						
22	BONDI Thomas	ITA	B	26			24						
27	MUNOZ LIENDO Lucciano	ITA	B					43	X				
1	BARRETT Michael Andrew	RSA	A	28									
4	JONATHAN Jaedon Rashid	RSA	A		39	X		29					
6	LE ROUX Damian Louwtjie	RSA	A		27								
7	BEDFORD Junaid	RSA	A			32	X						
11	EMMETT Luke James	RSA	A		22								
13	STEYN Connor Jarred	RSA	A			35	X						
14	MC KENZIE Aiden	RSA	A										
15	PINTO Jordan Jovan	RSA	A					37	X				
17	BOTHA Joshua Bradfor	RSA	A				41	X					
21	CLARKE Jayden	RSA	A	24		49	X						
22	FRADD Tristan Douglas	RSA	A		15		27						
25	ATKINSON Byron Micha	RSA	A			35	X						
41	KUYK Liam Albert	RSA	A				16						
1	MERCURIUS Alexander	USA	B					47	X	X			
5	LEWIS Brenden Drew	USA	B	50	X	X							
11	MC KERNAN John Rowe	USA	B				12	7					
15	HARTSHORN Josiah Chr	USA	B		41	X							
23	TINAJERO Lucas	USA	B		40	X							
24	STROMAN Jayden Earl	USA	B		11		24						
25	ADKINS Dillon Anthon	USA	B		21								
27	ARMIJO Jack Jonathan	USA	B				23						
28	DOLAN John Kekiajkal	USA	B				11						

OPENING ROUND – RONDA DE APERTURA

STANDINGS – POSICIÓN DE EQUIPOS

GROUP A – GRUPO A

RK	TEAM – EQUIPO	GP	W	L	AVG	GB
1	 JAPAN	5	5	0	1.000	-
2	 CHINESE TAIPEI	5	4	1	.800	1
3	 CUBA	5	3	2	.600	2
4	 CZECH REPUBLIC	5	2	2	.400	3
5	 SOUTH AFRICA	5	1	4	.200	4
6	 FIJI	5	0	5	.000	5

GROUP B – GRUPO B

RK	TEAM – EQUIPO	GP	W	L	AVG	GB
1	 SOUTH KOREA	4	4	0	1.000	-
2	 MEXICO	5	4	1	.800	0.5
3	 VENEZUELA	5	3	2	.600	1.5
4	 USA	4	2	2	.500	2
5	 ITALY	5	1	4	.200	3.5
6	 AUSTRALIA	5	0	5	.000	4.5

The Teams are placed according the Tournament Regulations for the WBSC.

Los equipos son ordenados en atención a los Reglamentos Oficiales de la WBSC.

OPENING ROUND – RONDA DE APERTURA

SCHEDULE AND RESULTS – CALENDARIO Y RESULTADOS

GROUP A - GRUPO A

 JAPAN

 CHINESE TAIPEI

 CUBA

 CZECH REPUBLIC

 SOUTH AFRICA

 FIJI

GROUP B - GRUPO B

 USA

 SOUTH KOREA

 MEXICO

 AUSTRALIA

 VENEZUELA

 ITALY

FRIDAY JULY 26 – VIERNES 26 DE JULIO, 2019

#	Hour Hora	Stadium Campo	Group Grupo	Away Team Equipo Visitante	Home Team Equipo Local	Score	Inn	
1	10:00	ASPAC B	B	 ITALY	 VENEZUELA	0-15	4	
2	10:00	ASPAC Youth	A	 JAPAN	 CZECH REPUBLIC	21-0	4	
3	14:00	ASPAC B	B	 AUSTRALIA	 USA	0-10	5	
4	14:00	ASPAC Youth	B	 MEXICO	 SOUTH KOREA	0-7		
5	14:00	Shan-Hwa	A	 SOUTH AFRICA	 FIJI	28-2	4	
	17:50	ASPAC Youth	WBSC OPENING CEREMONY – CEREMONIA INAUGURAL					
6	18:30	ASPAC Youth	A	 CUBA	 CHINESE TAIPEI	2-4		

SATURDAY JULY 27 – SÁBADO 27 DE JULIO, 2019

#	Hour Hora	Stadium Campo	Group Grupo	Away Team Equipo Visitante	Home Team Equipo Local	Score	Inn
7	10:00	ASPAC B	A	 CZECH REPUBLIC	 FIJI	30-1	4
8	10:00	ASPAC Youth	B	 SOUTH KOREA	 AUSTRALIA	13-0	
9	14:00	ASPAC B	B	 VENEZUELA	 USA	7-6	
10	14:00	ASPAC Youth	A	 CUBA	 JAPAN	0-6	
11	14:00	Shan-Hwa	B	 ITALY	 MEXICO	0-1	
12	18:30	ASPAC Youth	A	 CHINESE TAIPEI	 SOUTH AFRICA	19-0	4

Local time in Chinese Taipei / Hora local en China Taipéi

OPENING ROUND – RONDA DE APERTURA

SCHEDULE AND RESULTS – CALENDARIO Y RESULTADOS

SUNDAY JULY 28 – DOMINGO 28 DE JULIO, 2019

#	Hour Hora	Stadium Campo	Group Grupo	Away Team Equipo Visitante	Home Team Equipo Local	Score	Inn
13	10:00	ASPAC B	A	FIJI	CUBA	1-27	4
14	10:00	ASPAC Youth	B	VENEZUELA	MEXICO	6-10	
15	14:00	ASPAC B	A	CZECH REPUBLIC	SOUTH AFRICA	21-4	5
16	14:00	ASPAC Youth	B	USA	SOUTH KOREA	POST.	
17	14:00	Shan-Hwa	B	AUSTRALIA	ITALY	4-6	
18	18:30	ASPAC Youth	A	JAPAN	CHINESE TAIPEI	7-4	

MONDAY JULY 29 – LUNES 29 DE JULIO, 2019

#	Hour Hora	Stadium Campo	Group Grupo	Away Team Equipo Visitante	Home Team Equipo Local	Score	Inn
19	10:00	ASPAC B	B	MEXICO	AUSTRALIA	21-2	4
20	10:00	ASPAC Youth	A	FIJI	JAPAN	0-30	4
21	14:00	ASPAC B	B	ITALY	USA	1-28	4
22	14:00	ASPAC Youth	B	VENEZUELA	SOUTH KOREA	5-6	
23	14:00	Shan-Hwa	A	SOUTH AFRICA	CUBA	0-13	5
24	18:30	ASPAC Youth	A	CHINESE TAIPEI	CZECH REPUBLIC	16-0	5

TUESDAY JULY 30 – MARTES 30 DE JULIO, 2019

#	Hour Hora	Stadium Campo	Group Grupo	Away Team Equipo Visitante	Home Team Equipo Local	Score	Inn
25	10:00	ASPAC B	B	AUSTRALIA	VENEZUELA	0-13	5
26	10:00	ASPAC Youth	B	SOUTH KOREA	ITALY	11-0	5
27	14:00	ASPAC B	B	USA	MEXICO	1-2	
28	14:00	ASPAC Youth	A	SOUTH AFRICA	JAPAN	0-15	4
29	14:00	Shan-Hwa	A	CZECH REPUBLIC	CUBA	0-5	
30	18:30	ASPAC Youth	A	FIJI	CHINESE TAIPEI	0-32	4

WEDNESDAY JULY 31 – MIERCOLES 31 DE JULIO, 2019

#	Hour Hora	Stadium Campo	Group Grupo	Away Team Equipo Visitante	Home Team Equipo Local	Score	Inn
16	10:00	ASPAC Youth	B	USA	SOUTH KOREA		

Local time in Chinese Taipei / Hora local en China Taipéi

GAME SUMMARY - RESULTADO DEL JUEGO 25



AUSTRALIA-VENEZUELA



Venezuela 13, Australia 0

Jul 30, 2019 at Tainan (TPE), ASPAC B

```
-----
Australia.....000 00 - 0 1 2 (0-5)
Venezuela.....123 7X - 13 16 0 (3-2)
-----
```

Pitchers:

Australia - HAEUSLER Kristian Neil, MOCHIZUKI Riku
 Venezuela - ROMAN GAMEZ Jheanpol Yonaiker, LOPEZ SALAS Miguel Alejandro
 Win: ROMAN GAMEZ Jheanpol Yonaiker (1-0)
 Loss: HAEUSLER Kristian Neil (0-1)

Homeruns: Venezuela: ALVARADO ILARRAZA Christopher Daniel

Attendance: 137
 Start: 9:59
 Time: 1:26
 Weather: Sunny

Umpires: HP-KIM Junoh (KOR), 1B-NASH Benjamin (AUS), 2B-WATSON Travis (NZL),
 3B-HSIEH Meng-Chih (TPE)
 TC: GUILIZZONI Giuseppe (ITA), HUANG Ken (TPE)
 Scorers: DROST Feiko (NED), TODD Natalie (AUS), HUANG Hsin-Chang (TPE)

GAME SUMMARY - RESULTADO DEL JUEGO 26



SOUTH KOREA-ITALY



Korea 11, Italy 0

Jul 30, 2019 at Tainan (TPE), ASPAC Youth

```
-----
Korea.....103 34 - 11 11 0 (4-0)
Italy.....000 00 - 0 4 1 (1-4)
-----
```

Pitchers:

Korea - HAN Junhui, YOO Yongjae, LIM Hogil
 Italy - MUNOZ LIENDO Lucciano Abraham, GAMBERINI Alessandro, CORTESI Noemi
 Win: YOO Yongjae (1-0)
 Loss: MUNOZ LIENDO Lucciano Abraham (0-1)
 Save: LIM Hogil (1)

Homeruns: Korea: DOO Donghyeon

Attendance: 200
 Start: 10:00
 Time: 1:37
 Weather: Sunny 31C°
 Game Notes: None

Umpires: HP-YEH Shih-Wei (TPE), 1B-TSUKADA Atsuo (JPN), 2B-SILVANIC Jill
 (USA), 3B-TSAI Kuo-Cheng (TPE)
 TC: WILLIAMS Glenn (AUS), YEH Calvin (TPE)
 Scorers: BUITENHUIS Jason (CAN), WEN Tim (TPE), HUANG Hsin-Chang (TPE)

GAME SUMMARY - RESULTADO DEL JUEGO 27



USA - MEXICO



Mexico 2, United States 1

Jul 30, 2019 at Tainan (TPE), ASPAC B

```
-----
United States.....000 100 - 1 5 1 (2-2)
Mexico.....101 00X - 2 4 0 (4-1)
-----
```

Pitchers:

United States - MERCURIUS Alexander Brindles, MC KERNAN John Rowe

Mexico - CANIZALES LOPEZ Yustin David

Win: CANIZALES LOPEZ Yustin David (1-0)

Loss: MERCURIUS Alexander Brindles (0-1)

Homeruns: Mexico: CANIZALES LOPEZ Yustin David

Attendance: 312

Start: 14:00

Time: 1:35

Weather: Overcast

Umpires: HP-WATSON Travis (NZL), 1B-LICOURT Juan (CUB), 2B-JIANG Hanzhi (CHN), 3B-NASH Benjamin (AUS)

TC: GUILIZZONI Giuseppe (ITA), SATO Mitsuyoshi (BRA)

Scorers: MOLONEY Jennie (AUS), DROST Feiko (NED), CHUANG Ya-Li (TPE)

GAME SUMMARY - RESULTADO DEL JUEGO 28



SOUTH AFRICA - JAPAN



Japan 15, South Africa 0

Jul 30, 2019 at Tainan (TPE), ASPAC Youth

```
-----
South Africa.....0 00 0 - 0 0 2 (1-4)
Japan.....(10)23 X - 15 13 0 (5-0)
-----
```

Pitchers:

South Africa - PINTO Jordan Jovan, JONATHAN Jaedon Rashid

Japan - SHIGEMATSU Hisato, AOKI Sakuma, IMAI Ren, KUWAMOTO Shinsuke

Win: IMAI Ren (1-0)

Loss: PINTO Jordan Jovan (0-1)

Save: KUWAMOTO Shinsuke (2)

Homeruns: Japan: HAYASHI Kyonosuke

Attendance: 250

Start: 13:59

Time: 1:13

Weather: Sunny

Umpires: HP-TUNG Min-An (TPE), 1B-WU Chang-Yu (TPE), 2B-MOO Eva (HKG), 3B-SILVANIC Jill (USA)

TC: LEBLANC Gerry (CAN), YEH Calvin (TPE)

Scorers: WEN Tim (TPE), BUITENHUIS Jason (CAN), KO Huei-Chen, Jessie (TPE)

GAME SUMMARY - RESULTADO DEL JUEGO 29



CZECH REPUBLIC-CUBA



Cuba 5, Czech Republic 0

Jul 30, 2019 at Tainan (TPE), Shan-Hwa

```
-----
Czech Republic.....000 000 - 0 0 2 (2-3)
Cuba.....221 00X - 5 9 2 (3-2)
-----
```

Pitchers:

Czech Republic - HASAL Matyáš, HEDL Filip

Cuba - RODRIGUEZ CUTIÑO Johan Alejandro

Win: RODRIGUEZ CUTIÑO Johan Alejandro (1-0)

Loss: HASAL Matyáš (1-1)

Attendance: 100

Start: 14:02

Time: 1:20

Weather: Cloudy

Umpires: HP-JAN Chung-Chi (TPE), 1B-MACCHIAVELLI Yuri (ITA), 2B-BLOUNT Eric (RSA), 3B-VIČAR Marek (CZE)

TC: LESFARGUES Stephen (FRA), CHANG Shih-Ming (TPE)

Scorers: CHAN Cindy (HKG), CHU Ming-Tan (TPE), CHEN Szu-Hsien (TPE)

GAME SUMMARY - RESULTADO DEL JUEGO 30



FIJI -CHINESE TAIPEI



Chinese Taipei 32, Fiji 0

Jul 30, 2019 at Tainan (TPE), ASPAC Youth

```
-----
Fiji.....0 00 0 - 0 1 11 (0-5)
Chinese Taipei.....(27)32 X - 32 23 0 (4-1)
-----
```

Pitchers:

Fiji - VAKA Nimilote Lua, JOHNS William Michael Moses

Chinese Taipei - WANG Yu-EN, YEH Hung-Jen, JIANG Ting-Yi

Win: WANG Yu-EN (1-0)

Loss: VAKA Nimilote Lua (0-2)

Homeruns: Chinese Taipei: YU Yan-Cheng

Attendance: 785

Start: 18:28

Time: 1:18

Weather: Overcast

Umpires: HP-SANTOSO Ufuk Herlin (INA), 1B-MOO Eva (HKG), 2B-TSUKADA Atsuo (JPN), 3B-KIM Junoh (KOR)

TC: LEBLANC Gerry (CAN), TO Nicky (HKG)

Scorers: MOLONEY Jennie (AUS), TODD Natalie (AUS), HUANG Hsin-Chang (TPE)

SUPER ROUND, CONSOLATION ROUND AND FINALS SUPER GRUPO, RONDA DE CONSOLACIÓN Y FINALES

SCHEDULE AND RESULTS – CALENDARIO Y RESULTADOS

SUPER ROUND SUPER GRUPO

 JAPAN (A1)
 SOUTH KOREA (B1)
 CHINESE TAIPEI (A2)
 MEXICO (B2)
 CUBA (A3)
 VENEZUELA (B3)

CONSOLATION ROUND RONDA DE CONSOLACIÓN

 CZECH REPUBLIC (A4)
 USA (B4)
 SOUTH AFRICA (A5)
 ITALY (B5)
 FIJI (A6)
 AUSTRALIA (B6)

THURSDAY AUGUST 1 – JUEVES 1 DE AGOSTO, 2019

#	Hour Hora	Stadium Campo	Group Grupo	Away Team Equipo Visitante	Home Team Equipo Local	Score	Inn
31		ASPAC Youth	SR	A3	B2		
32		ASPAC Youth	SR	A2	B1		
33		ASPAC Youth	SR	B3	A1		
34		ASPAC B	CON	B6	A5		
35		ASPAC B	CON	A6	B4		
36		Shan-Hwa	CON	B5	A4		

FRIDAY AUGUST 2 – VIERNES 1 DE AGOSTO, 2019

#	Hour Hora	Stadium Campo	Group Grupo	Away Team Equipo Visitante	Home Team Equipo Local	Score	Inn
37		ASPAC Youth	SR	A3	B3 (*)		
38		ASPAC Youth	SR	A2	B2 (*)		
39		ASPAC Youth	SR	A1	B1 (*)		
40		ASPAC B	CON	A6	B6 (*)		
41		ASPAC B	CON	A5	B5 (*)		
42		Shan-Hwa	CON	A4	B4(*)		

(*) Cointoss to determine home team / El equipo local se determinará por el lanzamiento de moneda.

Local time in Chinese Taipei / Hora local en China Taipéi

**SUPER ROUND, CONSOLATION ROUND AND FINALS
SUPER GRUPO, RONDA DE CONSOLACIÓN Y FINALES**

SCHEDULE AND RESULTS – CALENDARIO Y RESULTADOS

SATURDAY AUGUST 3 – SÁBADO 3 DE AGOSTO, 2019

#	Hour Hora	Stadium Campo	Group Grupo	Away Team Equipo Visitante	Home Team Equipo Local	Score	Inn
43		ASPAC Youth	SR	A3	B1		
44		ASPAC Youth	SR	B3	A2		
45		ASPAC Youth	SR	B2	A1		
46		ASPAC B	CON	B6	A4		
47		ASPAC B	CON	A5	B4		
48		Shan-Hwa	CON	A6	B5		

SUNDAY AUGUST 4 – DOMINGO 4 DE AGOSTO, 2019

#	Hour Hora	Stadium Campo	Group Grupo	Away Team Equipo Visitante	Home Team Equipo Local	Score	Inn	
49	14:00	ASPAC Youth	BRONZE 	4th Place afterSR	3rd Place afterSR			
50	18:30	ASPAC Youth	GOLD 	2nd Place afterSR	1st Place afterSR			
		ASPAC Youth	WBSC	CLOSING CEREMONY – CEREMONIA DE CLAUSURA				

Local time in Chinese Taipei / Hora local en China Taipéi

TEAM'S STATS - ESTADÍSTICAS DE EQUIPO (INCLUDING GAMES 1-30 - INCLUYENDO JUEGOS DEL 1 AL 30)



AUSTRALIA

AUS

Overall Statistics (as of Jul 30, 2019)
(All Games, Sorted by Batting Avg)

Record: Tournament: 0-5 / Opening Round: 0-5

#	PLAYER	AVG	GP-GS	AB	R	H	2B	3B	HR	RBI	TB	SLG%	BB	HP	SO	GDP	OB%	SF	SH	SB-ATT
7	MOCHIZUKI Riku	.400	4-1	5	0	2	0	0	0	0	2	.400	0	0	1	0	.400	0	0	1-1
10	HAEUSLER Kristian	.333	2-2	3	1	1	1	0	0	1	2	.667	0	0	1	0	.333	0	0	0-0
21	NATI Joshua Roger	.273	5-5	11	1	3	2	0	1	3	8	.727	0	0	2	0	.273	0	0	0-0
6	LEVICK Sam Matthew	.167	3-3	6	0	1	0	0	0	1	1	.167	0	0	2	0	.167	0	0	0-0
13	ROMERO Rubens Alon	.167	4-3	6	0	1	0	0	0	1	1	.167	0	0	0	0	.167	0	0	0-0
11	COOPER Riley James	.125	4-4	8	1	1	0	0	0	0	1	.125	0	0	3	0	.125	0	0	1-1
16	VELLA Lachlan Anth	.125	4-4	8	1	1	0	0	0	0	1	.125	1	0	0	0	.222	0	0	0-0
8	DURRINGTON Max Ast	.000	5-5	9	1	0	0	0	0	0	0	.000	1	0	0	0	.100	0	0	1-1
18	BALLANTYNE Alasdai	.000	2-1	3	0	0	0	0	0	0	0	.000	0	0	2	0	.000	0	0	0-0
2	HEAP Lachlan Murra	.000	4-4	5	0	0	0	0	0	0	0	.000	0	0	2	0	.000	0	0	0-0
14	KENT William Thoma	.000	2-2	3	0	0	0	0	0	0	0	.000	0	0	3	0	.000	0	0	0-0
20	KIDDLE Liam David	.000	2-2	2	0	0	0	0	0	0	0	.000	0	0	1	0	.000	0	0	0-0
15	KING Kason Bailey	.000	2-0	1	0	0	0	0	0	0	0	.000	1	0	1	0	.500	0	0	0-0
19	LAMBERT Isobel Joa	.000	2-2	4	0	0	0	0	0	0	0	.000	0	0	2	0	.000	0	0	0-0
9	MOYLE Austin Jeffr	.000	3-1	4	0	0	0	0	0	0	0	.000	0	0	3	0	.000	0	0	0-0
17	SLAPETTA Simon	.000	2-2	4	0	0	0	0	0	0	0	.000	0	0	2	0	.000	0	0	0-0
22	THWAITES Daniel Jo	.000	3-3	3	0	0	0	0	0	0	0	.000	2	0	2	0	.400	0	0	0-0
12	OLIPHANT Riley Jam	.000	3-1	3	1	0	0	0	0	0	0	.000	1	0	3	0	.250	0	0	0-0
Totals		.114		88	6	10	3	0	1	6	16	.182	6	0	30	0	.170	0	0	3-3
Opponents		.510		145	63	74	19	1	5	54	110	.759	10	7	11	0	.562	0	0	23-23

(All Games, Sorted by Earned Run Avg)

#	PLAYER	ERA	W-L	SV	IP	G	GS	CG	SHO	H	R	ER	BB	SO	2B	3B	HR	AB	B/Avg	WP	HP	IP	SHA	SFA
13	ROMERO Rubens Alon	0.00	0-0	0	0.2	1	0	0	0	1	0	0	0	1	0	0	0	3	.333	1	0	0	0	0
21	NATI Joshua Roger	1.80	0-1	0	3.1	1	1	0	0	6	4	1	0	3	0	0	0	17	.353	2	1	0	0	0
7	MOCHIZUKI Riku	6.00	0-0	0	2.0	2	0	0	0	8	9	2	1	2	1	0	0	15	.533	4	2	1	0	0
10	HAEUSLER Kristian	11.65	0-1	0	5.2	2	1	0	0	14	12	11	1	3	2	1	2	32	.438	4	1	1	0	0
22	THWAITES Daniel Jo	16.62	0-1	0	4.1	2	1	0	0	17	12	12	2	1	10	0	0	29	.586	4	0	1	0	0
18	BALLANTYNE Alasdai	18.00	0-0	0	1.1	1	0	0	0	4	4	4	0	0	0	0	0	8	.500	1	1	1	0	0
17	SLAPETTA Simon	18.00	0-1	0	1.0	1	1	0	0	2	3	3	3	1	0	0	0	5	.400	2	0	1	0	0
19	LAMBERT Isobel Joa	21.00	0-1	0	2.0	1	1	0	0	10	9	7	1	0	3	0	0	17	.588	1	0	0	0	0
16	VELLA Lachlan Anth	24.00	0-0	0	1.0	1	0	0	0	6	4	4	0	0	3	0	0	9	.667	0	1	0	0	0
9	MOYLE Austin Jeffr	36.00	0-0	0	0.2	1	0	0	0	4	4	4	1	0	0	0	2	6	.667	0	0	0	0	0
12	OLIPHANT Riley Jam	36.00	0-0	0	0.1	1	0	0	0	2	2	2	1	0	0	0	1	3	.667	0	1	0	0	0
Totals		13.43	0-5	0	22.1	5	5	0	0	74	63	50	10	11	19	1	5	144	.514	19	7	5	0	0
Opponents		1.44	5-0	0	25.0	5	5	1	1	10	6	6	6	30	3	0	1	88	.114	1	0	1	0	0

(All Games, Sorted by Fielding Pct)

#	PLAYER	C	PO	A	E	DP	FLD%	CSB	SBA	SBA%	CI	PB
22	THWAITES Daniel Jo	13	12	1	0	0	1.000	0	0	0	0	0
2	HEAP Lachlan Murra	11	4	7	0	0	1.000	0	0	0	0	0
20	KIDDLE Liam David	3	3	0	0	0	1.000	0	14	1.000	0	2
18	BALLANTYNE Alasdai	2	2	0	0	0	1.000	0	0	0	0	0
10	HAEUSLER Kristian	1	1	0	0	0	1.000	0	0	0	0	0
14	KENT William Thoma	1	1	0	0	0	1.000	0	0	0	0	0
15	KING Kason Bailey	1	1	0	0	0	1.000	0	0	0	0	0
21	NATI Joshua Roger	16	9	6	1	0	.938	0	0	0	0	0
16	VELLA Lachlan Anth	8	6	1	1	0	.875	0	0	0	0	0
8	DURRINGTON Max Ast	14	5	7	2	0	.857	0	0	0	0	0
6	LEVICK Sam Matthew	7	5	1	1	0	.857	0	9	1.000	0	0
11	COOPER Riley James	5	4	0	1	0	.800	0	0	0	0	0
9	MOYLE Austin Jeffr	5	3	1	1	0	.800	0	0	0	0	0
17	SLAPETTA Simon	5	4	0	1	0	.800	0	0	0	0	0
13	ROMERO Rubens Alon	4	3	0	1	0	.750	0	0	0	0	0
12	OLIPHANT Riley Jam	3	2	0	1	0	.667	0	0	0	0	0
19	LAMBERT Isobel Joa	2	1	0	1	0	.500	0	0	0	0	0
7	MOCHIZUKI Riku	3	1	0	2	0	.333	0	0	0	0	0
Totals		104	67	24	13	0	.875	0	23	1.000	0	2
Opponents		105	75	25	5	1	.952	0	3	1.000	0	0

TEAM'S STATS - ESTADÍSTICAS DE EQUIPO

(INCLUDING GAMES 1-30 - INCLUYENDO JUEGOS DEL 1 AL 30)



CHINESE TAIPEI

TPE

Overall Statistics (as of Jul 30, 2019)
(All Games, Sorted by Batting Avg)

Record: Tournament: 4-1 / Opening Round: 4-1

#	PLAYER	AVG	GP-GS	AB	R	H	2B	3B	HR	RBI	TB	SLG%	BB	HP	SO	GDP	OB%	SF	SH	SB-ATT
11	LIN Cheng-Yu	1.000	4-0	2	2	2	0	0	0	0	2	1.000	0	0	0	0	1.000	0	0	0-0
15	ZHU Yu-Ming	1.000	3-0	2	3	2	1	0	0	3	3	1.500	1	1	0	0	1.000	0	1	0-0
17	WU Chang-Yu	1.000	3-1	1	1	1	0	0	0	0	1	1.000	2	0	0	0	1.000	0	0	1-1
9	KUO Chen-An	.667	3-2	9	4	6	0	3	0	5	12	1.333	0	0	0	0	.667	0	0	0-0
18	CHEN YU AN	.667	1-1	3	3	2	1	0	0	3	3	1.000	1	0	0	0	.750	0	1	1-1
8	CHIANG Tsung-Chun	.647	5-5	17	12	11	2	1	1	9	18	1.059	1	1	2	0	.684	0	0	6-6
10	HUANG Tien-Szu	.647	5-5	17	8	11	2	3	1	17	22	1.294	0	0	1	0	.647	0	0	0-0
1	CHEN Kai-Sheng	.500	4-4	8	5	4	1	0	0	3	5	.625	2	0	1	1	.600	0	0	2-2
3	TSAI Wei-Chen	.500	4-3	8	6	4	2	0	0	2	6	.750	4	0	0	0	.667	0	1	1-1
13	WANG Yu-EN	.500	2-0	2	2	1	0	0	0	1	1	.500	1	0	1	0	.667	0	0	0-0
4	KA LI LU Man Ko Ko	.429	3-3	7	4	3	0	0	0	3	3	.429	0	0	0	0	.429	0	1	0-0
2	JIANG Ting-Yi	.400	4-4	10	3	4	3	0	0	5	7	.700	1	0	1	0	.417	1	0	0-0
16	YU Yan-Cheng	.400	5-2	10	3	4	0	0	2	5	10	1.000	0	0	0	0	.400	0	0	1-1
6	WU Yi-Rui	.286	5-3	7	4	2	1	0	0	1	3	.429	1	0	1	0	.375	0	1	0-0
7	CHANG Yao-Yun	.250	3-3	8	2	2	0	0	0	1	2	.250	0	0	0	0	.250	0	0	1-1
14	HSU Tzu-Cheng	.250	4-4	8	4	2	0	0	0	1	2	.250	0	1	3	0	.333	0	0	1-1
5	YEH Hung-Jen	.200	4-4	10	6	2	1	1	0	2	5	.500	4	0	0	0	.429	0	0	5-5
12	CYUAN Ruei	.200	3-1	5	3	1	1	0	0	1	2	.400	1	0	1	0	.286	1	1	0-0
Totals		.478		134	75	64	15	8	4	62	107	.799	19	3	11	1	.544	2	6	19-19
Opponents		.195		87	9	17	3	0	2	9	26	.299	4	3	41	1	.253	1	1	4-6

(All Games, Sorted by Earned Run Avg)

#	PLAYER	ERA	W-L	SV	IP	G	GS	CG	SHO	H	R	ER	BB	SO	2B	3B	HR	AB	B/Avg	WP	HP	IP	SHA	SFA
18	CHEN YU AN	0.00	2-0	0	2.0	2	0	0	0	1	0	0	1	3	0	0	0	6	.167	0	0	0	0	0
7	CHANG Yao-Yun	0.00	0-0	0	2.1	3	0	0	0	1	0	0	0	4	0	0	0	8	.125	0	0	0	0	0
13	WANG Yu-EN	0.00	1-0	0	2.0	1	1	0	0	1	0	0	0	5	0	0	0	7	.143	0	1	0	0	0
2	JIANG Ting-Yi	0.00	0-0	0	1.0	1	0	0	0	0	0	0	0	3	0	0	0	3	.000	0	0	0	0	0
12	CYUAN Ruei	0.00	0-0	0	1.0	1	1	0	0	0	0	0	1	2	0	0	0	3	.000	0	0	0	0	0
16	YU Yan-Cheng	0.00	0-0	0	1.0	1	0	0	0	1	0	0	0	1	0	0	0	3	.333	0	0	0	0	0
9	KUO Chen-An	0.00	0-0	0	2.0	1	1	0	0	1	0	0	0	3	0	0	0	6	.167	0	0	0	0	0
5	YEH Hung-Jen	0.00	0-0	0	1.0	1	0	0	0	0	0	0	0	3	0	0	0	3	.000	0	1	0	0	0
1	CHEN Kai-Sheng	2.40	1-0	0	5.0	1	1	0	0	5	2	2	0	4	1	0	0	20	.250	0	0	1	0	0
11	LIN Cheng-Yu	3.86	0-0	0	4.2	2	0	0	0	4	3	3	0	9	1	0	1	17	.235	0	0	0	0	1
14	HSU Tzu-Cheng	8.00	0-1	0	3.0	2	1	0	0	3	4	4	2	4	1	0	1	11	.273	0	1	0	1	0
Totals		2.16	4-1	0	25.0	5	5	0	0	17	9	9	4	41	3	0	2	87	.195	0	3	1	1	1
Opponents		13.04	1-4	1	23.0	5	5	1	0	64	75	50	19	11	15	8	4	134	.478	12	3	2	6	2

(All Games, Sorted by Fielding Pct)

#	PLAYER	C	PO	A	E	DP	FLD%	CSB	SBA	SBA%	CI	PB
12	CYUAN Ruei	15	15	0	0	0	1.000	0	0	0	0	0
3	TSAI Wei-Chen	14	14	0	0	1	1.000	0	0	0	0	0
5	YEH Hung-Jen	10	4	6	0	1	1.000	0	0	0	0	0
6	WU Yi-Rui	7	1	6	0	1	1.000	0	0	0	0	0
10	HUANG Tien-Szu	5	1	4	0	0	1.000	0	0	0	0	0
7	CHANG Yao-Yun	4	1	3	0	0	1.000	0	0	0	0	0
4	KA LI LU Man Ko Ko	2	0	2	0	0	1.000	0	0	0	0	0
16	YU Yan-Cheng	2	2	0	0	0	1.000	0	0	0	0	0
8	CHIANG Tsung-Chun	2	2	0	0	0	1.000	0	0	0	0	0
18	CHEN YU AN	1	0	1	0	0	1.000	0	0	0	0	0
11	LIN Cheng-Yu	1	1	0	0	0	1.000	0	0	0	0	0
13	WANG Yu-EN	1	0	1	0	0	1.000	0	0	0	0	0
15	ZHU Yu-Ming	1	0	1	0	1	1.000	0	0	0	0	0
2	JIANG Ting-Yi	28	22	5	1	1	.964	2	4	.667	0	0
14	HSU Tzu-Cheng	15	12	2	1	0	.933	0	0	0	0	0
Totals		108	75	31	2	2	.981	2	4	.667	0	0
Opponents		126	69	36	21	3	.833	0	19	1.000	0	2

TEAM'S STATS - ESTADÍSTICAS DE EQUIPO (INCLUDING GAMES 1-30 - INCLUYENDO JUEGOS DEL 1 AL 30)



CUBA

CUB

Overall Statistics (as of Jul 30, 2019)
(All Games, Sorted by Batting Avg)

Record: Tournament: 3-2 / Opening Round: 3-2

#	PLAYER	AVG	GP-GS	AB	R	H	2B	3B	HR	RBI	TB	SLG%	BB	HP	SO	GDP	OB%	SF	SH	SB-ATT
98	RODRIGUEZ DIAZ Yei	1.000	2-0	1	0	1	0	0	0	0	1	1.000	0	0	0	0	1.000	0	0	0-0
12	RODRIGUEZ CUTINO J	.706	5-5	17	8	12	6	1	0	5	20	1.176	0	0	2	0	.706	0	0	1-1
24	RODRIGUEZ SERRANO	.600	3-1	5	3	3	1	1	0	4	6	1.200	0	0	1	0	.600	0	0	0-0
14	PRIETO ALONSO Alej	.571	5-5	14	8	8	3	1	2	9	19	1.357	0	1	2	0	.600	0	0	5-5
47	SARDUY FORTES Bori	.500	3-3	6	5	3	2	0	0	3	5	.833	1	1	0	0	.625	0	0	1-1
56	MACHADO TORRES Ern	.500	3-0	2	2	1	0	0	0	0	1	.500	2	0	0	0	.750	0	0	0-0
17	ROLO GARCIA Orlani	.500	3-0	2	3	1	0	1	0	2	3	1.500	1	0	0	0	.667	0	0	0-0
10	CRUZ ECHEMENDIA Al	.471	5-5	17	5	8	2	2	0	7	14	.824	0	0	2	0	.471	0	0	2-2
13	FERRAN COLLAZO Dul	.429	4-4	7	1	3	0	0	0	1	3	.429	0	0	1	0	.429	0	0	1-1
57	ACOSTA ZAMORA Yeis	.400	3-2	5	0	2	0	0	0	2	2	.400	0	0	0	1	.400	0	0	0-0
46	SANDOVAL MORALES M	.333	4-3	6	1	2	0	0	1	1	5	.833	0	0	3	0	.333	0	0	1-1
5	VALDES LARRINAGA L	.286	5-3	7	3	2	0	1	0	1	4	.571	1	0	1	0	.375	0	0	1-1
4	SAEZ RIBALTA Chris	.273	5-5	11	3	3	1	0	1	3	7	.636	1	1	0	0	.357	1	0	0-0
54	DANGUILLECOURT PIS	.250	5-5	8	2	2	0	0	0	0	2	.250	1	0	1	0	.333	0	0	1-1
21	SANTA CRUZ DE OVIE	.000	1-0	1	0	0	0	0	0	0	0	.000	0	0	0	0	.000	0	0	0-0
15	PRIETO JUSTA Danye	.000	3-2	2	3	0	0	0	0	1	0	.000	1	2	0	0	.500	1	0	0-0
45	MONTALVO PENA Ewan	.000	4-1	4	0	0	0	0	0	0	0	.000	0	0	0	0	.000	0	0	0-0
2	BATISTA CORRALES M	.000	5-1	4	0	0	0	0	0	0	0	.000	0	0	0	0	.000	0	0	0-0
Totals		.429		119	47	51	15	7	4	39	92	.773	8	5	13	1	.478	2	0	13-13
Opponents		.120		83	11	10	2	0	0	10	12	.145	8	2	35	1	.215	0	2	9-9

(All Games, Sorted by Earned Run Avg)

#	PLAYER	ERA	W-L	SV	IP	G	GS	CG	SHO	H	R	ER	BB	SO	2B	3B	HR	AB	B/Avg	WP	HP	IP	SHA	SFA
10	CRUZ ECHEMENDIA Al	0.00	0-0	0	0.1	1	0	0	0	0	0	0	0	1	0	0	0	1	.000	1	0	0	0	0
21	SANTA CRUZ DE OVIE	0.00	1-0	0	1.1	1	0	0	0	0	0	0	1	4	0	0	0	4	.000	0	0	0	0	0
47	SARDUY FORTES Bori	0.00	0-0	0	3.0	2	1	0	0	0	0	0	1	8	0	0	0	8	.000	0	0	0	1	0
4	SAEZ RIBALTA Chris	0.00	0-0	0	0.2	1	0	0	0	0	0	0	0	0	0	0	0	2	.000	0	0	0	0	0
2	BATISTA CORRALES M	0.00	1-0	0	2.2	2	0	0	0	2	2	0	1	2	1	0	0	11	.182	2	0	1	0	0
14	PRIETO ALONSO Alej	1.20	0-1	0	5.0	1	1	1	0	3	4	1	2	5	0	0	0	20	.150	0	0	0	0	0
12	RODRIGUEZ CUTINO J	1.50	1-0	0	8.0	3	1	1	1	1	2	2	0	12	0	0	0	23	.043	2	1	0	1	0
54	DANGUILLECOURT PIS	3.60	0-0	0	1.2	1	0	0	0	1	1	1	3	0	0	0	0	5	.200	1	0	0	0	0
98	RODRIGUEZ DIAZ Yei	4.50	0-0	0	1.1	2	1	0	0	1	1	1	0	2	0	0	0	4	.250	0	1	0	0	0
57	ACOSTA ZAMORA Yeis	6.00	0-1	0	1.0	1	1	0	0	2	1	1	0	1	1	0	0	5	.400	0	0	0	0	0
Totals		1.44	3-2	0	25.0	5	5	2	1	10	11	6	8	35	2	0	0	83	.120	6	2	1	2	0
Opponents		10.25	2-3	0	24.0	5	5	0	0	51	47	41	8	13	15	7	4	119	.429	6	5	2	0	2

(All Games, Sorted by Fielding Pct)

#	PLAYER	C	PO	A	E	DP	FLD%	CSB	SBA	SBA%	CI	PB
4	SAEZ RIBALTA Chris	21	21	0	0	1	1.000	0	0	0	0	0
45	MONTALVO PENA Ewan	15	15	0	0	0	1.000	0	5	1.000	0	0
15	PRIETO JUSTA Danye	12	11	1	0	0	1.000	0	1	1.000	0	0
10	CRUZ ECHEMENDIA Al	9	5	4	0	1	1.000	0	0	0	0	0
14	PRIETO ALONSO Alej	8	0	8	0	0	1.000	0	0	0	0	0
21	SANTA CRUZ DE OVIE	6	6	0	0	0	1.000	0	0	0	0	0
47	SARDUY FORTES Bori	1	0	1	0	0	1.000	0	0	0	0	0
2	BATISTA CORRALES M	1	1	0	0	0	1.000	0	0	0	0	0
46	SANDOVAL MORALES M	1	1	0	0	0	1.000	0	0	0	0	0
17	ROLO GARCIA Orlani	1	0	1	0	0	1.000	0	0	0	0	0
54	DANGUILLECOURT PIS	7	2	4	1	0	.857	0	0	0	0	0
13	FERRAN COLLAZO Dul	7	1	5	1	0	.857	0	0	0	0	0
12	RODRIGUEZ CUTINO J	13	3	8	2	1	.846	0	0	0	0	0
57	ACOSTA ZAMORA Yeis	11	9	0	2	0	.818	0	3	1.000	1	1
Totals		113	75	32	6	1	.947	0	9	1.000	1	1
Opponents		108	72	30	6	1	.944	0	13	1.000	0	0

TEAM'S STATS - ESTADÍSTICAS DE EQUIPO (INCLUDING GAMES 1-30 - INCLUYENDO JUEGOS DEL 1 AL 30)



CZECH REPUBLIC

CZE

Overall Statistics (as of Jul 30, 2019)
(All Games, Sorted by Batting Avg)

Record: Tournament: 2-3 / Opening Round: 2-3

#	PLAYER	AVG	GP-GS	AB	R	H	2B	3B	HR	RBI	TB	SLG%	BB	HP	SO	GDP	OB%	SF	SH	SB-ATT
19	EL GHANNAMOVA Kris	.700	5-3	10	7	7	3	0	1	7	13	1.300	1	0	1	0	.727	0	0	4-4
3	NOVAK Jan	.667	3-0	3	2	2	0	1	0	3	4	1.333	0	0	0	0	.667	0	0	0-0
63	HASAL MatyaS	.556	5-3	9	8	5	2	0	0	5	7	.778	4	0	3	0	.643	1	0	5-5
50	PREJDA Max	.500	4-4	14	6	7	0	0	0	4	7	.500	1	0	0	0	.533	0	0	7-8
61	TYLICH TadeaS	.500	4-1	2	2	1	0	0	0	2	1	.500	1	0	0	0	.667	0	0	0-0
68	KOLEV KryStof	.500	1-0	2	0	1	0	0	0	0	1	.500	0	0	0	0	.500	0	0	0-0
66	KATZ Jan	.429	3-3	7	3	3	2	1	0	6	7	1.000	0	0	2	0	.429	0	1	1-1
64	PEROUTKA Pavel Voj	.375	4-4	8	4	3	1	1	0	4	6	.750	0	1	3	0	.444	0	0	3-3
60	MARTINEK KryStof	.300	5-5	10	3	3	0	0	0	1	3	.300	3	0	6	0	.462	0	0	3-3
6	CAJZ Michal	.250	5-5	12	6	3	2	1	0	3	7	.583	3	1	3	1	.438	0	0	1-1
20	TAKEDA Matias Akir	.250	5-5	8	3	2	1	0	0	3	3	.375	1	1	2	0	.333	2	0	2-2
51	HEDL Filip	.167	4-4	6	1	1	0	0	0	2	1	.167	0	0	3	0	.143	1	0	1-1
67	HLUCHY Nikolas	.167	4-3	6	2	1	1	0	0	1	2	.333	1	0	2	0	.286	0	0	1-1
62	VENTRUBA Vit	.000	2-0	2	2	0	0	0	0	1	0	.000	0	1	0	0	.333	0	0	0-0
45	SOBOTKA Daniel	.000	5-0	6	2	0	0	0	0	0	1	.000	1	1	1	1	.250	0	0	1-1
49	KUBELKA Jan	.000	4-2	3	0	0	0	0	0	0	0	.000	0	0	1	0	.000	0	1	0-0
Totals		.361		108	51	39	12	4	1	43	62	.574	16	5	27	2	.451	4	2	29-30
Opponents		.394		109	47	43	11	3	2	42	66	.606	21	2	13	0	.493	2	1	31-33

(All Games, Sorted by Earned Run Avg)

#	PLAYER	ERA	W-L	SV	IP	G	GS	CG	SHO	H	R	ER	BB	SO	2B	3B	HR	AB	B/Avg	WP	HP	IP	SHA	SFA
45	SOBOTKA Daniel	0.00	0-0	1	2.0	1	0	0	0	0	0	0	1	1	0	0	0	5	.000	1	0	1	0	0
67	HLUCHY Nikolas	0.00	1-0	0	2.2	1	0	0	0	0	1	0	0	6	0	0	0	9	.000	0	0	0	0	0
3	NOVAK Jan	3.60	0-0	0	1.2	2	0	0	0	1	2	1	3	0	0	0	0	6	.167	2	1	0	0	0
63	HASAL MatyaS	4.80	1-1	0	5.0	2	2	0	0	8	5	4	1	2	1	1	0	20	.400	0	0	1	1	0
58	MARTINSAK Jonas	5.14	0-0	0	2.1	2	1	0	0	4	2	2	2	3	0	0	0	11	.364	1	0	0	0	0
51	HEDL Filip	10.50	0-0	0	4.0	2	0	0	0	8	7	7	1	1	3	0	1	19	.421	1	0	0	0	1
61	TYLICH TadeaS	18.00	0-0	0	0.1	1	0	0	0	1	1	1	0	1	0	0	0	2	.500	0	0	0	0	0
6	CAJZ Michal	18.00	0-1	0	2.0	1	1	0	0	5	6	6	4	0	1	1	1	11	.455	0	0	0	0	0
66	KATZ Jan	27.00	0-0	0	0.2	1	0	0	0	3	3	3	1	0	1	0	0	5	.600	0	0	0	0	0
62	VENTRUBA Vit	28.80	0-0	0	1.2	2	0	0	0	6	8	3	0	2	1	0	10	.600	0	1	0	0	0	0
68	KOLEV KryStof	54.00	0-1	0	0.1	1	1	0	0	4	7	3	3	0	2	0	0	6	.667	0	0	1	0	1
19	EL GHANNAMOVA Kris	72.00	0-0	0	0.1	1	0	0	0	3	5	4	1	0	0	0	0	5	.600	0	0	0	0	0
Totals		10.17	2-3	1	23.0	5	5	0	0	43	47	39	21	13	11	3	2	109	.394	5	2	3	1	2
Opponents		8.75	3-2	0	24.0	5	5	1	1	39	51	35	16	27	12	4	1	108	.361	7	5	4	3	3

(All Games, Sorted by Fielding Pct)

#	PLAYER	C	PO	A	E	DP	FLD%	CSB	SBA	SBA%	CI	PB
60	MARTINEK KryStof	16	8	8	0	2	1.000	0	0	0	0	0
19	EL GHANNAMOVA Kris	13	11	2	0	0	1.000	2	8	.800	0	0
20	TAKEDA Matias Akir	9	5	4	0	1	1.000	0	0	0	0	0
67	HLUCHY Nikolas	5	4	1	0	0	1.000	0	0	0	0	0
58	MARTINSAK Jonas	2	0	2	0	0	1.000	0	0	0	0	0
66	KATZ Jan	2	1	1	0	0	1.000	0	0	0	0	0
64	PEROUTKA Pavel Voj	1	1	0	0	0	1.000	0	0	0	0	0
61	TYLICH TadeaS	1	0	1	0	0	1.000	0	0	0	0	0
47	NEDVSD Filip	1	1	0	0	0	1.000	0	19	1.000	0	0
6	CAJZ Michal	21	18	2	1	1	.952	0	0	0	0	0
51	HEDL Filip	12	11	0	1	0	.917	0	0	0	0	0
45	SOBOTKA Daniel	9	7	1	1	0	.889	0	4	1.000	0	0
50	PREJDA Max	8	1	5	2	0	.750	0	0	0	0	0
3	NOVAK Jan	5	1	2	2	0	.600	0	0	0	0	0
63	HASAL MatyaS	7	0	4	3	0	.571	0	0	0	0	0
68	KOLEV KryStof	3	0	1	2	0	.333	0	0	0	0	0
62	VENTRUBA Vit	1	0	0	1	0	.000	0	0	0	0	0
Totals		116	69	34	13	2	.888	2	31	.939	0	0
Opponents		113	72	27	14	3	.876	1	29	.967	1	0

TEAM'S STATS - ESTADÍSTICAS DE EQUIPO

(INCLUDING GAMES 1-30 - INCLUYENDO JUEGOS DEL 1 AL 30)



FIJI



Overall Statistics (as of Jul 30, 2019)
(All Games, Sorted by Batting Avg)

Record: Tournament: 0-5 / Opening Round: 0-5

#	PLAYER	AVG	GP-GS	AB	R	H	2B	3B	HR	RBI	TB	SLG%	BB	HP	SO	GDP	OB%	SF	SH	SB-ATT
9	BAINIKORO Asaeli M	.200	5-4	5	1	1	0	0	0	1	1	.200	1	2	1	0	.500	0	0	1-1
10	SILIMAIBAU Junior	.200	4-2	5	0	1	0	0	0	0	1	.200	0	0	4	0	.200	0	0	0-1
6	HICKS Philip Franc	.200	4-4	5	1	1	0	0	0	0	1	.200	0	0	4	0	.200	0	0	1-1
2	VAKA Nimilote Lua	.125	5-5	8	0	1	0	0	0	1	1	.125	0	2	4	0	.300	0	0	0-0
16	VEREIVALU Isikeli	.111	5-5	9	0	1	0	0	0	0	1	.111	0	0	6	0	.111	0	0	0-0
7	VODOWAQAVUKA Jone	.111	5-5	9	1	1	0	0	0	0	1	.111	0	0	6	0	.111	0	0	2-2
14	BIAUKULA Filipe Wi	.000	3-3	3	0	0	0	0	0	0	0	.000	0	0	2	0	.000	0	0	0-0
4	LEE George Mitchel	.000	3-2	4	0	0	0	0	0	1	0	.000	0	0	3	0	.000	0	0	0-0
5	MOCELUTU Kitione R	.000	3-2	2	0	0	0	0	0	0	0	.000	0	1	2	0	.333	0	0	0-0
15	JOSATA Lewis Henry	.000	1-1	1	0	0	0	0	0	0	0	.000	0	0	1	0	.000	0	0	0-0
12	ANTHONY Liam	.000	4-2	1	0	0	0	0	0	0	0	.000	1	0	1	0	.500	0	0	0-0
1	CAMA Manasa Loco	.000	2-2	2	0	0	0	0	0	0	0	.000	0	0	1	0	.000	0	0	0-0
8	TAMATA Samu	.000	2-2	2	0	0	0	0	0	0	0	.000	0	0	2	0	.000	0	0	0-0
13	TOKALAULEVU Samuel	.000	5-3	5	0	0	0	0	0	0	0	.000	1	0	2	0	.167	0	0	1-1
11	BESE Tomasi Suwata	.000	2-1	2	0	0	0	0	0	0	0	.000	0	0	2	0	.000	0	0	0-0
3	JOHNS William Mich	.000	3-2	3	1	0	0	0	0	0	0	.000	0	1	2	0	.250	0	0	1-1
Totals		.91		66	4	6	0	0	0	3	6	.91	3	6	43	0	.200	0	0	6-7
Opponents		.667		144	147	96	32	20	5	114	183	1.271	45	12	2	0	.743	5	7	44-47

(All Games, Sorted by Earned Run Avg)

#	PLAYER	ERA	W-L	SV	IP	G	GS	CG	SHO	H	R	ER	BB	SO	2B	3B	HR	AB	B/Avg	WP	HP	IP	SHA	SFA
6	HICKS Philip Franc	0.00	0-0	0	0.0	1	0	0	0	1	3	3	3	0	1	0	0	1	1.000	1	0	1	0	0
16	VEREIVALU Isikeli	0.00	0-0	0	0.1	1	0	0	0	0	9	0	5	0	0	0	0	3	.000	0	2	0	0	0
12	ANTHONY Liam	0.00	0-0	0	0.2	2	0	0	0	1	7	0	5	1	0	1	0	4	.250	2	0	0	0	0
14	BIAUKULA Filipe Wi	4.50	0-0	0	1.1	2	0	0	0	4	3	1	2	0	0	1	0	7	.571	1	0	1	1	0
7	VODOWAQAVUKA Jone	12.00	0-0	0	1.0	1	0	0	0	1	2	2	4	0	1	0	0	2	.500	2	0	1	0	0
3	JOHNS William Mich	12.86	0-1	0	4.2	3	1	0	0	15	22	10	5	0	3	3	1	27	.556	4	3	0	6	0
5	MOCELUTU Kitione R	30.00	0-0	0	1.0	2	0	0	0	3	6	5	2	2	0	0	0	7	.429	0	2	0	0	0
9	BAINIKORO Asaeli M	45.00	0-0	0	0.2	2	0	0	0	6	9	5	1	0	1	2	0	8	.750	1	0	0	1	1
8	TAMATA Samu	48.86	0-1	0	2.1	2	1	0	0	17	19	19	4	0	8	1	2	22	.773	6	0	0	0	1
1	CAMA Manasa Loco	54.00	0-1	0	2.0	1	1	0	0	16	22	18	5	0	8	5	0	22	.727	5	2	1	0	1
10	SILIMAIBAU Junior	67.50	0-0	0	1.1	1	0	0	0	12	15	15	2	0	4	2	2	16	.750	3	1	0	0	0
2	VAKA Nimilote Lua	82.80	0-2	0	1.2	3	2	0	0	18	24	23	4	0	6	4	0	23	.783	1	1	0	0	1
4	LEE George Mitchel	162.00	0-0	0	0.0	1	0	0	0	2	6	6	3	0	0	1	0	2	1.000	1	1	1	0	0
Totals		37.04	0-5	0	17.1	5	5	0	0	96	147	107	45	3	32	20	5	144	.667	27	12	5	8	4
Opponents		0.90	5-0	0	20.0	5	5	0	0	6	4	3	3	43	0	0	0	66	.091	0	6	0	0	0

(All Games, Sorted by Fielding Pct)

#	PLAYER	C	PO	A	E	DP	FLD%	CSB	SBA	SBA%	CI	PB
7	VODOWAQAVUKA Jone	16	16	0	0	0	1.000	0	0	0	0	0
3	JOHNS William Mich	9	2	7	0	0	1.000	0	0	0	0	0
12	ANTHONY Liam	4	1	3	0	0	1.000	0	0	0	0	0
1	CAMA Manasa Loco	1	0	1	0	0	1.000	0	0	0	0	0
8	TAMATA Samu	1	1	0	0	0	1.000	0	0	0	0	0
11	BESE Tomasi Suwata	1	1	0	0	0	1.000	0	0	0	0	0
6	HICKS Philip Franc	10	5	4	1	0	.900	0	0	0	0	0
16	VEREIVALU Isikeli	6	3	2	1	1	.833	1	20	.952	0	1
2	VAKA Nimilote Lua	8	5	1	2	0	.750	0	0	0	0	0
13	TOKALAULEVU Samuel	4	2	1	1	0	.750	0	3	1.000	0	0
14	BIAUKULA Filipe Wi	16	8	2	6	1	.625	0	0	0	0	0
9	BAINIKORO Asaeli M	8	1	4	3	0	.625	0	0	0	0	0
10	SILIMAIBAU Junior	13	5	1	7	0	.462	2	21	.913	0	0
4	LEE George Mitchel	5	1	1	3	0	.400	0	0	0	0	0
5	MOCELUTU Kitione R	2	0	0	2	0	.000	0	0	0	0	0
Totals		104	51	27	26	1	.750	3	44	.936	0	1
Opponents		76	60	10	6	1	.921	1	6	.857	0	0

TEAM'S STATS - ESTADÍSTICAS DE EQUIPO (INCLUDING GAMES 1-30 - INCLUYENDO JUEGOS DEL 1 AL 30)



ITALY



Overall Statistics (as of Jul 30, 2019)
(All Games, Sorted by Batting Avg)

Record: Tournament: 1-4 / Opening Round: 1-4

#	PLAYER	AVG	GP-GS	AB	R	H	2B	3B	HR	RBI	TB	SLG%	BB	HP	SO	GDP	OB%	SF	SH	SB-ATT
20	SABATINI Filippo	.429	4-4	7	1	3	0	0	0	0	3	.429	0	0	0	0	.429	0	0	0-0
16	DI PERSIA Daniele	.375	5-4	8	2	3	0	0	0	0	3	.375	1	0	3	0	.444	0	0	0-0
6	PAVARANI Aldo	.250	5-5	8	0	2	1	0	0	1	3	.375	0	0	2	0	.250	0	0	0-0
9	RUGGERI Mattia Leo	.250	5-5	8	0	2	0	0	0	2	2	.250	2	0	3	0	.400	0	0	0-1
5	BALTIERI Nicolo	.222	5-5	9	1	2	0	0	0	1	2	.222	2	0	3	0	.364	0	0	0-0
1	ARIANI Jordan	.200	3-2	5	0	1	0	0	0	1	1	.200	0	0	2	0	.200	0	0	0-0
4	RAIMONDI Matteo	.125	5-4	8	1	1	0	0	0	0	1	.125	0	0	3	0	.125	0	1	1-1
14	MAZZANTI Riccardo	.100	5-5	10	1	1	0	0	0	0	1	.100	0	0	0	0	.100	0	0	1-1
27	MUNOZ LIENDO Lucci	.100	5-5	10	0	1	0	0	0	0	1	.100	1	1	1	0	.500	0	0	0-0
11	ANSELMI Martin	.000	3-1	2	0	0	0	0	0	0	0	.000	2	0	2	0	.500	0	0	0-0
10	DE CRISTAN Federic	.000	3-2	3	0	0	0	0	0	0	0	.000	0	0	3	0	.000	0	0	0-0
2	GIORGESCHI Matteo	.000	1-0	0	1	0	0	0	0	0	0	.000	1	0	0	0	1.000	0	0	0-0
13	BALDISSEERRI Riccar	.000	5-3	5	0	0	0	0	0	0	0	.000	1	0	5	0	.167	0	0	0-0
19	BLUNDA Luca	.000	2-0	2	0	0	0	0	0	0	0	.000	0	0	2	0	.000	0	0	0-0
Totals		.188		85	7	16	1	0	0	5	17	.200	10	1	29	0	.281	0	1	2-3
Opponents		.439		123	59	54	14	0	10	51	98	.797	21	1	15	0	.521	1	0	18-19

(All Games, Sorted by Earned Run Avg)

#	PLAYER	ERA	W-L	SV	IP	G	GS	CG	SHO	H	R	ER	BB	SO	2B	3B	HR	AB	B/Avg	WP	HP	IP	SHA	SFA
20	SABATINI Filippo	0.00	0-1	0	5.0	1	1	1	0	2	1	0	2	1	0	0	0	19	.105	0	0	0	0	0
13	BALDISSEERRI Riccar	0.00	0-0	0	0.1	1	0	0	0	1	0	0	0	0	0	0	0	2	.500	1	0	0	0	0
14	MAZZANTI Riccardo	3.27	1-0	0	3.2	1	0	0	0	3	2	2	0	8	0	0	1	14	.214	0	0	0	0	0
16	DI PERSIA Daniele	5.14	0-0	0	2.1	1	1	0	0	3	2	2	2	2	1	0	0	10	.300	0	0	0	0	0
27	MUNOZ LIENDO Lucci	6.75	0-1	0	2.2	1	1	0	0	4	4	3	1	0	1	0	2	13	.308	1	0	0	0	0
2	GIORGESCHI Matteo	15.43	0-1	0	2.1	1	1	0	0	10	10	6	2	2	3	0	2	17	.588	0	0	1	0	0
18	CORTESI Noemi	24.00	0-0	0	2.0	2	0	0	0	9	8	8	1	1	4	0	0	16	.563	1	1	0	0	0
4	RAIMONDI Matteo	31.50	0-0	0	1.1	1	0	0	0	7	7	7	2	0	2	0	0	10	.700	5	0	0	0	1
3	GAMBERINI Alessand	40.50	0-1	0	1.1	2	1	0	0	4	9	9	6	0	1	0	2	8	.500	0	0	0	0	0
17	CEPPARULO Nicola	90.00	0-0	0	0.1	1	0	0	0	4	5	5	1	0	0	0	2	5	.800	0	0	0	0	0
22	BONDI Thomas	99.00	0-0	0	0.2	2	0	0	0	7	11	11	4	1	2	0	1	9	.778	3	0	0	0	0
Totals		14.45	1-4	0	22.0	5	5	1	0	54	59	53	21	15	14	0	10	123	.439	11	1	1	0	1
Opponents		0.75	4-1	2	24.0	5	5	1	1	16	7	3	10	29	1	0	0	85	.188	8	1	2	1	0

(All Games, Sorted by Fielding Pct)

#	PLAYER	C	PO	A	E	DP	FLD%	CSB	SBA	SBA%	CI	PB
27	MUNOZ LIENDO Lucci	23	20	3	0	0	1.000	0	0	0	0	0
6	PAVARANI Aldo	10	10	0	0	0	1.000	0	0	0	0	0
13	BALDISSEERRI Riccar	4	4	0	0	0	1.000	0	0	0	0	0
16	DI PERSIA Daniele	2	1	1	0	0	1.000	0	0	0	0	0
19	BLUNDA Luca	2	0	2	0	0	1.000	0	0	0	0	0
10	DE CRISTAN Federic	1	1	0	0	0	1.000	0	0	0	0	0
2	GIORGESCHI Matteo	1	0	1	0	0	1.000	1	0	.000	0	0
20	SABATINI Filippo	17	15	1	1	0	.941	0	16	1.000	0	0
9	RUGGERI Mattia Leo	10	3	6	1	0	.900	0	0	0	0	0
14	MAZZANTI Riccardo	9	6	2	1	0	.889	0	0	0	0	0
4	RAIMONDI Matteo	11	2	7	2	0	.818	0	0	0	0	0
5	BALTIERI Nicolo	8	4	2	2	0	.750	0	1	1.000	0	0
Totals		98	66	25	7	0	.929	1	17	.944	0	0
Opponents		106	72	27	7	1	.934	1	2	.667	0	0

TEAM'S STATS – ESTADÍSTICAS DE EQUIPO (INCLUDING GAMES 1-30 – INCLUYENDO JUEGOS DEL 1 AL 30)



JAPAN

JPN

Overall Statistics (as of Jul 30, 2019)
(All Games, Sorted by Batting Avg)

Record: Tournament: 5-0 / Opening Round: 5-0

#	PLAYER	AVG	GP-GS	AB	R	H	2B	3B	HR	RBI	TB	SLG%	BB	HP	SO	GDP	OB%	SF	SH	SB-ATT
3	SUZUKI Takuto	1.000	3-1	4	5	4	1	0	2	6	11	2.750	1	0	0	0	1.000	0	0	0-0
11	SHIGEMATSU Hisato	1.000	2-1	2	5	2	1	1	0	1	5	2.500	2	1	0	0	1.000	0	0	0-0
6	IZUMI Yusei	.800	3-1	5	5	4	2	0	0	5	6	1.200	1	0	0	0	.833	0	0	0-0
4	TAKAHATA Kazuki	.750	5-2	8	6	6	3	1	0	5	11	1.375	0	0	1	0	.667	1	1	0-0
8	TAKAHASHI Shosei	.667	4-4	9	4	6	2	0	2	8	14	1.556	1	0	0	0	.583	2	0	0-1
15	SAKAMOTO Shintaro	.667	4-2	6	5	4	2	0	0	5	6	1.000	1	0	0	0	.714	0	1	2-2
16	KUWAMOTO Shinsuke	.600	4-4	10	5	6	3	1	0	8	11	1.100	1	0	1	0	.636	0	0	4-4
17	HAYASHI Kyonosuke	.583	4-4	12	6	7	3	0	1	7	13	1.083	0	0	1	0	.583	0	0	3-3
2	IMAI Ren	.545	4-4	11	5	6	1	0	0	6	7	.636	0	1	2	0	.583	0	0	1-1
9	KATAOKA Haru	.500	3-3	8	2	4	1	0	0	5	5	.625	1	0	1	0	.556	0	0	3-3
13	KAWABE Hiroki	.500	3-1	4	3	2	1	0	0	3	3	.750	0	0	0	0	.500	0	0	1-1
14	AOKI Sakuma	.429	3-2	7	4	3	2	0	0	2	5	.714	0	0	1	0	.429	0	0	1-1
7	AKAZAWA Rui	.400	4-4	10	5	4	1	0	0	2	5	.500	4	0	0	0	.571	0	0	6-6
10	MIYAKE Takuto	.333	3-1	3	4	1	1	0	0	1	2	.667	3	0	0	0	.667	0	0	0-0
1	KAWASHITA Kouta	.286	4-4	7	3	2	1	0	0	1	3	.429	4	0	2	0	.545	0	0	2-2
5	NAMATAME Hironosuk	.286	3-2	7	5	2	0	1	1	4	7	1.000	1	0	0	0	.375	0	0	1-1
12	NAGATA Kosho	.200	4-3	5	4	1	0	0	0	3	1	.200	2	0	0	0	.375	1	0	1-1
18	KAWAGOE Kotaro	.167	4-2	6	3	1	0	0	0	1	1	.167	0	1	3	0	.286	0	0	2-2
Totals		.524		124	79	65	25	4	6	73	116	.935	22	3	12	0	.588	4	2	27-28
Opponents		.155		84	4	13	3	0	0	4	16	.19	8	2	31	1	.242	1	0	2-3

(All Games, Sorted by Earned Run Avg)

#	PLAYER	ERA	W-L	SV	IP	G	GS	CG	SHO	H	R	ER	BB	SO	2B	3B	HR	AB	B/Avg	WP	HP	IP	SHA	SFA
2	IMAI Ren	0.00	1-0	0	1.0	1	0	0	0	0	0	0	0	1	0	0	0	3	.000	0	0	0	0	0
4	TAKAHATA Kazuki	0.00	0-0	0	1.0	1	0	0	0	1	0	0	0	1	0	0	0	3	.333	0	0	0	0	0
5	NAMATAME Hironosuk	0.00	0-0	0	2.0	1	1	0	0	2	0	0	0	1	0	0	0	8	.250	0	0	0	0	0
6	IZUMI Yusei	0.00	1-0	0	2.0	1	1	0	0	1	0	0	0	4	0	0	0	7	.143	0	0	0	0	0
8	TAKAHASHI Shosei	0.00	0-0	0	1.1	1	0	0	0	0	0	0	0	1	0	0	0	4	.000	0	0	0	0	0
10	MIYAKE Takuto	0.00	0-0	0	1.0	1	0	0	0	0	0	0	1	1	0	0	0	4	.000	0	1	0	0	0
11	SHIGEMATSU Hisato	0.00	0-0	0	2.0	2	1	0	0	1	0	0	0	3	1	0	0	6	.167	0	0	0	0	0
14	AOKI Sakuma	0.00	1-0	0	3.2	3	0	0	0	0	0	0	3	6	0	0	0	11	.000	0	1	0	0	0
15	SAKAMOTO Shintaro	0.00	1-0	0	1.0	1	0	0	0	0	0	0	0	3	0	0	0	4	.000	0	0	0	0	0
16	KUWAMOTO Shinsuke	0.00	0-0	2	3.0	2	0	0	0	1	1	0	3	3	0	0	0	10	.100	1	0	0	0	1
18	KAWAGOE Kotaro	0.00	0-0	0	2.0	2	1	0	0	1	0	0	0	2	1	0	0	7	.143	0	0	0	0	0
17	HAYASHI Kyonosuke	4.50	1-0	0	4.0	2	1	0	0	6	3	3	1	5	1	0	0	17	.353	0	0	2	0	0
Totals		0.75	5-0	2	24.0	5	5	0	0	13	4	3	8	31	3	0	0	84	.155	1	2	2	0	1
Opponents		19.14	0-5	0	21.0	5	5	0	0	65	79	67	22	12	25	4	6	124	.524	15	3	2	2	4

(All Games, Sorted by Fielding Pct)

#	PLAYER	C	PO	A	E	DP	FLD%	CSB	SBA	SBA%	CI	PB
16	KUWAMOTO Shinsuke	21	20	1	0	0	1.000	0	0	0	0	0
8	TAKAHASHI Shosei	13	13	0	0	1	1.000	0	0	0	0	0
2	IMAI Ren	8	2	6	0	1	1.000	0	0	0	0	0
7	AKAZAWA Rui	6	6	0	0	0	1.000	0	0	0	0	0
12	NAGATA Kosho	5	2	3	0	0	1.000	0	0	0	0	0
14	AOKI Sakuma	4	3	1	0	0	1.000	0	0	0	0	0
18	KAWAGOE Kotaro	4	3	1	0	1	1.000	0	0	0	0	0
3	SUZUKI Takuto	3	2	1	0	0	1.000	0	0	0	0	0
17	HAYASHI Kyonosuke	2	0	2	0	1	1.000	0	0	0	0	0
5	NAMATAME Hironosuk	1	1	0	0	0	1.000	0	0	0	0	0
10	MIYAKE Takuto	1	1	0	0	0	1.000	0	0	0	0	0
13	KAWABE Hiroki	12	10	1	1	0	.917	1	2	.667	0	0
15	SAKAMOTO Shintaro	7	6	0	1	0	.857	0	0	0	0	0
4	TAKAHATA Kazuki	5	0	4	1	0	.800	0	0	0	0	0
11	SHIGEMATSU Hisato	5	3	1	1	0	.800	0	0	0	0	0
9	KATAOKA Haru	3	0	2	1	0	.667	0	0	0	0	0
Totals		100	72	23	5	2	.950	1	2	.667	0	0
Opponents		106	63	31	12	2	.887	1	27	.964	0	0

TEAM'S STATS - ESTADÍSTICAS DE EQUIPO

(INCLUDING GAMES 1-30 - INCLUYENDO JUEGOS DEL 1 AL 30)



MEXICO



Overall Statistics (as of Jul 30, 2019)
(All Games, Sorted by Batting Avg)

Record: Tournament: 4-1 / Opening Round: 4-1

#	PLAYER	AVG	GP-GS	AB	R	H	2B	3B	HR	RBI	TB	SLG%	BB	HP	SO	GDP	OB%	SF	SH	SB-ATT
26	GALLEGOS GONZALEZ	1.000	2-0	2	0	2	0	0	0	0	2	1.000	0	0	0	0	1.000	0	0	0-0
21	NAVARRO HERNANDEZ	.667	3-1	3	0	2	0	0	0	2	2	.667	0	0	0	0	.667	0	0	0-0
19	CORTINA RUIZ Gadie	.667	2-1	3	2	2	2	0	0	2	4	1.333	0	0	0	0	.667	0	0	0-0
1	CANIZALES LOPEZ Yu	.625	5-5	16	7	10	5	0	1	4	18	1.125	2	0	2	0	.667	0	0	1-1
31	VARGAS ANTILLON Gu	.417	5-4	12	2	5	2	0	0	0	7	.583	0	0	2	0	.417	0	0	1-1
66	BAQUERA JUAREZ Seb	.385	5-5	13	4	5	2	0	0	4	7	.538	1	0	0	0	.429	0	0	0-0
24	MURAIRA CARDENAS G	.333	5-4	9	3	3	1	0	0	2	4	.444	1	0	0	0	.400	0	0	0-0
77	BEAVEN LOPEZ Rober	.308	5-5	13	3	4	0	0	0	1	4	.308	1	2	2	0	.438	0	0	0-0
5	FALCON SILVA Adria	.308	5-5	13	3	4	0	0	0	1	4	.308	0	2	3	1	.400	0	0	0-0
15	VILLAVICENCIO MAYO	.286	5-5	14	2	4	1	0	0	2	5	.357	0	0	3	0	.286	0	0	1-1
34	LAVAGNINO ORONA Jo	.273	5-4	11	3	2	0	0	0	4	5	.455	0	0	3	0	.273	0	0	0-0
13	TORRES REYES Uriel	.250	5-5	12	4	3	0	0	0	3	3	.250	1	0	2	0	.308	0	0	0-0
4	HEREDIA RUELAS Oma	.250	1-1	4	1	1	0	0	0	2	1	.250	0	0	0	0	.250	0	0	0-0
27	HOYOS ROMO Marlon	.000	1-0	2	0	0	0	0	0	0	0	.000	0	0	0	0	.000	0	0	0-0
Totals		.378		127	34	48	15	0	1	27	66	.520	6	4	17	1	.423	0	0	3-3
Opponents		.232		99	16	23	5	0	1	14	31	.313	11	3	27	0	.325	1	3	4-4

(All Games, Sorted by Earned Run Avg)

#	PLAYER	ERA	W-L	SV	IP	G	GS	CG	SHO	H	R	ER	BB	SO	2B	3B	HR	AB	B/Avg	WP	HP	IP	SHA	SFA
31	VARGAS ANTILLON Gu	0.00	0-0	1	2.2	2	0	0	0	1	0	0	0	3	0	0	0	8	.125	1	0	0	0	0
17	OROZCO COTA Kevin	0.00	1-0	0	4.0	1	1	0	0	2	0	0	1	4	0	0	0	11	.182	0	0	0	1	0
26	GALLEGOS GONZALEZ	0.00	0-0	0	0.1	1	0	0	0	0	0	0	2	0	0	0	0	1	.000	1	0	0	0	0
33	GARCIA REYES Javie	0.00	1-0	0	3.0	1	1	0	0	0	0	0	0	5	0	0	0	10	.000	0	0	0	0	0
77	BEAVEN LOPEZ Rober	0.00	0-0	0	0.1	1	0	0	0	0	0	0	0	0	0	0	0	2	.000	0	0	0	0	0
1	CANIZALES LOPEZ Yu	0.86	1-0	0	7.0	2	1	1	0	6	1	1	0	4	1	0	0	27	.222	0	1	3	0	0
27	HOYOS ROMO Marlon	5.14	0-0	0	2.1	1	0	0	0	3	2	2	2	3	1	0	0	9	.333	0	0	0	1	0
77	ZAVARCE PADRON Jua	6.00	1-0	0	5.0	1	1	0	0	6	6	5	2	5	1	0	1	20	.300	0	1	1	1	0
15	VILLAVICENCIO MAYO	14.40	0-1	0	1.2	1	1	0	0	3	5	4	2	2	1	0	0	7	.429	1	1	0	0	1
6	CORTES AVILA Manue	18.00	0-0	0	0.2	1	0	0	0	2	2	2	2	1	1	0	0	4	.500	1	0	1	0	0
Totals		3.11	4-1	1	27.0	5	5	1	0	23	16	14	11	27	5	0	1	99	.232	4	3	5	3	1
Opponents		6.48	1-4	0	25.0	5	5	1	0	48	34	27	6	17	15	0	1	127	.378	5	4	0	0	0

(All Games, Sorted by Fielding Pct)

#	PLAYER	C	PO	A	E	DP	FLD%	CSB	SBA	SBA%	CI	PB
66	BAQUERA JUAREZ Seb	23	20	3	0	0	1.000	0	4	1.000	0	0
24	MURAIRA CARDENAS G	8	7	1	0	2	1.000	0	0	0	0	0
4	HEREDIA RUELAS Oma	6	5	1	0	0	1.000	0	0	0	0	0
31	VARGAS ANTILLON Gu	4	1	3	0	0	1.000	0	0	0	0	0
77	BEAVEN LOPEZ Rober	3	3	0	0	0	1.000	0	0	0	0	0
57	ZAVARCE PADRON Jua	2	0	2	0	0	1.000	0	0	0	0	0
21	NAVARRO HERNANDEZ	2	1	1	0	0	1.000	0	0	0	0	0
27	HOYOS ROMO Marlon	1	0	1	0	0	1.000	0	0	0	0	0
17	OROZCO COTA Kevin	1	0	1	0	0	1.000	0	0	0	0	0
19	CORTINA RUIZ Gadie	1	1	0	0	0	1.000	0	0	0	0	0
33	GARCIA REYES Javie	1	0	1	0	0	1.000	0	0	0	0	0
34	LAVAGNINO ORONA Jo	29	28	0	1	0	.966	0	0	0	0	0
13	TORRES REYES Uriel	12	6	5	1	2	.917	0	0	0	0	0
5	FALCON SILVA Adria	11	3	7	1	0	.909	0	0	0	0	0
15	VILLAVICENCIO MAYO	11	2	8	1	0	.909	0	0	0	0	0
1	CANIZALES LOPEZ Yu	9	4	4	1	0	.889	0	0	0	0	0
Totals		124	81	38	5	1	.960	0	4	1.000	0	0
Opponents		114	75	30	9	1	.921	0	3	1.000	1	0

TEAM'S STATS – ESTADÍSTICAS DE EQUIPO (INCLUDING GAMES 1-30 – INCLUYENDO JUEGOS DEL 1 AL 30)



Overall Statistics (as of Jul 30, 2019)
(All Games, Sorted by Batting Avg)

Record: Tournament: 1-4 / Opening Round: 1-4

#	PLAYER	AVG	GP-GS	AB	R	H	2B	3B	HR	RBI	TB	SLG%	BB	HP	SO	GDP	OB%	SF	SH	SB-ATT
8	SHERRIF Matthew Jo	.500	3-3	2	2	1	0	0	0	0	1	.500	2	0	0	0	.750	0	0	2-2
17	BOTHA Joshua Bradf	.400	5-5	10	4	4	0	2	0	4	8	.800	1	0	2	0	.455	0	0	4-5
9	JOSEPH Aqeel	.333	4-2	3	1	1	1	0	0	1	2	.667	2	0	2	0	.600	0	0	1-1
25	ATKINSON Byron Mic	.250	5-4	8	3	2	1	1	0	1	5	.625	0	0	2	0	.250	0	1	1-1
41	KUYK Liam Albert	.250	4-0	4	2	1	0	0	0	1	1	.250	2	0	2	0	.500	0	0	2-3
22	FRADD Tristan Doug	.250	4-3	4	3	1	0	0	0	2	1	.250	2	1	1	0	.571	0	0	4-4
13	STEYN Connor Jarre	.200	5-2	5	1	1	0	0	0	0	1	.200	1	0	3	0	.333	0	0	1-1
11	EMMETT Luke James	.167	3-3	6	2	1	0	0	0	1	1	.167	3	0	3	0	.444	0	0	5-6
14	MC KENZIE Aiden	.000	5-4	7	2	0	0	0	0	2	0	.000	3	1	2	0	.364	0	0	3-4
24	OSMAN Abdud-Dayaan	.000	6-4	7	3	0	0	0	0	1	0	.000	2	0	3	0	.222	0	0	4-4
6	LE ROUX Damian Lou	.000	3-2	2	1	0	0	0	0	0	0	.000	2	0	2	0	.500	0	0	1-2
4	JONATHAN Jaedon Ra	.000	2-0	0	0	0	0	0	0	1	.000	3	0	0	0	1.000	0	0	0-0	
21	CLARKE Jayden	.000	1-1	1	0	0	0	0	0	0	0	.000	0	0	1	0	.000	0	0	0-0
15	PINTO Jordan Jovan	.000	4-1	3	0	0	0	0	0	1	0	.000	2	0	1	0	.400	0	0	1-1
7	BEDFORD Junaid	.000	4-3	5	3	0	0	0	0	0	0	.000	2	1	1	0	.375	0	0	1-1
1	BARRETT Michael An	.000	4-4	1	4	0	0	0	0	1	0	.000	7	2	1	0	.900	0	1	4-4
5	MOFOKENG Teboho	.000	2-1	2	0	0	0	0	0	0	0	.000	0	0	2	0	.000	0	0	0-0
10	HOFFMANN Travis De	.000	4-3	3	1	0	0	0	0	0	0	.000	1	0	2	0	.250	0	0	0-0
Totals		.164		73	32	12	2	3	0	16	20	.274	35	5	30	0	.460	0	2	34-39
Opponents		.496		117	70	58	18	3	6	57	100	.855	17	6	14	1	.566	3	1	38-38

(All Games, Sorted by Earned Run Avg)

#	PLAYER	ERA	W-L	SV	IP	G	GS	CG	SHO	H	R	ER	BB	SO	2B	3B	HR	AB	B/Avg	WP	HP	IP	SHA	SFA
41	KUYK Liam Albert	0.00	0-0	0	2.0	1	0	0	0	1	0	0	0	0	0	0	0	6	.167	0	0	0	0	0
21	CLARKE Jayden	4.50	1-1	0	4.0	2	2	0	0	2	4	3	3	8	1	0	0	15	.133	1	0	1	0	0
1	BARRETT Michael An	6.00	0-0	0	2.0	1	0	0	0	2	2	2	0	3	0	0	0	7	.286	0	2	0	0	0
22	FRADD Tristan Doug	6.00	0-0	0	1.0	1	0	0	0	2	1	0	0	0	0	1	0	4	.500	0	0	0	0	1
4	JONATHAN Jaedon Ra	9.00	0-1	0	4.0	2	1	0	0	13	13	6	1	0	3	2	0	27	.481	0	1	0	0	0
14	MC KENZIE Aiden	24.00	0-0	0	1.0	1	0	0	0	5	4	4	0	0	1	0	2	8	.625	0	1	0	0	0
25	ATKINSON Byron Mic	24.00	0-0	0	1.0	1	0	0	0	3	5	4	2	0	2	0	1	7	.429	2	0	1	0	0
13	STEYN Connor Jarre	30.00	0-0	0	1.0	1	0	0	0	5	5	5	2	1	0	0	0	8	.625	0	0	0	0	0
6	LE ROUX Damian Lou	30.00	0-0	0	1.0	1	0	0	0	4	5	5	1	1	2	0	1	7	.571	2	1	0	0	0
7	BEDFORD Junaid	36.00	0-0	0	1.0	1	0	0	0	6	7	6	1	0	3	0	0	7	.857	2	0	1	1	1
17	BOTHA Joshua Bradf	42.00	0-1	0	1.0	1	0	0	0	5	9	7	3	1	1	0	1	8	.625	1	1	0	0	0
15	PINTO Jordan Jovan	54.00	0-1	0	0.2	1	1	0	0	7	10	6	2	0	4	0	1	9	.778	1	0	0	0	1
11	EMMETT Luke James	90.00	0-0	0	0.1	1	0	0	0	3	5	5	2	0	1	0	0	4	.750	1	0	0	0	0
Totals		16.20	1-4	0	20.0	5	5	0	0	58	70	54	17	14	18	3	6	117	.496	10	6	3	1	3
Opponents		6.00	4-1	2	22.0	5	5	0	0	12	32	22	35	31	2	3	0	73	.164	9	5	5	2	0

(All Games, Sorted by Fielding Pct)

#	PLAYER	C	PO	A	E	DP	FLD%	CSB	SBA	SBA%	CI	PB
24	OSMAN Abdud-Dayaan	4	4	0	0	0	1.000	0	13	1.000	0	0
10	HOFFMANN Travis De	4	4	0	0	0	1.000	0	0	0	0	0
6	LE ROUX Damian Lou	1	1	0	0	0	1.000	0	0	0	0	0
5	MOFOKENG Teboho	1	1	0	0	0	1.000	0	0	0	0	0
7	BEDFORD Junaid	13	10	2	1	1	.923	0	0	0	0	0
14	MC KENZIE Aiden	11	7	3	1	1	.909	0	0	0	0	0
8	SHERRIF Matthew Jo	10	9	0	1	0	.900	0	19	1.000	0	0
15	PINTO Jordan Jovan	9	3	5	1	0	.889	0	0	0	0	0
11	EMMETT Luke James	8	4	3	1	1	.875	0	0	0	0	0
1	BARRETT Michael An	10	5	3	2	0	.800	0	0	0	0	0
13	STEYN Connor Jarre	4	3	0	1	0	.750	0	0	0	0	0
17	BOTHA Joshua Bradf	4	2	1	1	1	.750	0	0	0	0	0
22	FRADD Tristan Doug	4	3	0	1	0	.750	0	6	1.000	0	0
9	JOSEPH Aqeel	3	1	1	1	0	.667	0	0	0	0	0
25	ATKINSON Byron Mic	4	2	0	2	0	.500	0	0	0	0	0
21	CLARKE Jayden	2	1	0	1	0	.500	0	0	0	0	0
Totals		92	60	18	14	2	.848	0	38	1.000	0	0
Opponents		106	67	31	8	0	.925	5	34	.872	0	0

TEAM'S STATS - ESTADÍSTICAS DE EQUIPO (INCLUDING GAMES 1-30 - INCLUYENDO JUEGOS DEL 1 AL 30)



VENEZUELA



Overall Statistics (as of Jul 30, 2019)
(All Games, Sorted by Batting Avg)

Record: Tournament: 3-2 / Opening Round: 3-2

#	PLAYER	AVG	GP-GS	AB	R	H	2B	3B	HR	RBI	TB	SLG%	BB	HP	SO	GDP	OB%	SF	SH	SB-ATT
14	BLANCO CABRERA Jea	.833	3-1	6	1	5	0	0	0	1	5	.833	0	0	0	0	.833	0	0	0-0
3	CASTILLO AVENDANO	.667	4-3	6	2	4	0	0	0	2	4	.667	1	0	1	0	.714	0	0	0-0
20	DOMINGUEZ SANCHEZ	.643	5-5	14	7	9	0	0	4	10	21	1.500	0	1	2	0	.667	0	0	0-0
8	BLANCO PARRA Kenne	.500	5-5	18	5	9	2	0	0	6	11	.611	1	0	1	0	.526	0	0	0-1
4	ALVARADO ILARRAZA	.500	4-4	10	5	5	1	0	1	2	9	.900	3	0	0	0	.615	0	0	1-1
5	SARMIENTO NATERA R	.462	5-5	13	6	6	3	1	0	5	11	.846	0	1	2	0	.500	0	0	1-1
9	ROJAS MARTINEZ Fra	.400	5-4	10	5	4	1	1	0	2	7	.700	1	0	1	0	.455	0	0	0-0
19	FERNANDEZ CASTELLA	.333	4-4	12	4	4	1	0	2	3	11	.917	0	1	3	0	.385	0	0	0-0
1	OJEDA RIVAS Poly J	.333	2-1	3	1	1	0	0	0	1	1	.333	0	0	0	0	.333	0	0	0-0
17	LUGO RAMIREZ Yonei	.308	5-4	13	3	4	1	0	0	3	5	.385	2	0	2	0	.400	0	0	1-1
12	LOPEZ SALAS Miguel	.200	3-2	5	1	1	0	0	0	1	1	.200	0	0	3	0	.200	0	0	0-0
16	BLANCA GUIPE Wilme	.167	5-4	12	4	2	1	0	0	3	3	.250	2	1	3	0	.333	0	0	0-0
15	RODRIGUEZ RIVAS Ca	.167	3-2	6	2	1	0	0	0	2	1	.167	0	0	2	0	.167	0	0	0-0
7	SALAS ORTEGA Eyden	.000	1-0	2	0	0	0	0	0	0	0	.000	0	0	0	0	.000	0	0	0-0
2	ROMAN GAMEZ Jheanp	.000	4-1	2	0	0	0	0	0	0	0	.000	0	0	2	0	.000	0	1	0-0
Totals		.417		132	46	55	10	2	7	41	90	.682	10	4	22	0	.473	0	1	3-4
Opponents		.237		97	22	23	6	0	1	18	32	.33	15	5	30	1	.368	0	0	5-6

(All Games, Sorted by Earned Run Avg)

#	PLAYER	ERA	W-L	SV	IP	G	GS	CG	SHO	H	R	ER	BB	SO	2B	3B	HR	AB	B/Avg	WP	HP	IP	SHA	SFA
6	GODOY BOSCAN Rainn	0.00	0-0	0	0.2	1	0	0	0	1	0	0	0	0	0	0	0	3	.333	1	1	0	0	0
12	LOPEZ SALAS Miguel	0.00	0-0	0	0.1	1	0	0	0	0	0	0	0	1	0	0	0	1	.000	0	0	0	0	0
10	TRUJILLO MORENO Sa	0.00	1-0	0	4.0	1	1	1	1	0	0	0	2	6	0	0	0	12	.000	0	0	1	0	0
2	ROMAN GAMEZ Jheanp	0.00	1-0	0	4.2	1	1	0	0	1	0	0	2	3	0	0	0	14	.071	0	0	0	0	0
14	BLANCO CABRERA Jea	3.00	1-0	0	4.0	1	1	0	0	4	2	2	4	1	1	0	0	14	.286	1	0	0	0	0
7	SALAS ORTEGA Eyden	3.18	0-1	1	5.2	2	0	0	0	6	6	3	1	11	2	0	1	25	.240	0	2	0	0	0
13	GONZALEZ REDONDO Y	8.18	0-0	0	3.2	2	1	0	0	4	6	5	4	4	2	0	0	14	.286	2	1	0	0	0
4	ALVARADO ILARRAZA	12.86	0-1	0	2.1	1	1	0	0	7	8	5	2	4	1	0	0	14	.500	0	1	0	0	0
Totals		3.55	3-2	1	25.1	5	5	1	1	23	22	15	15	30	6	0	1	97	.237	4	5	1	0	0
Opponents		7.92	2-3	0	25.0	5	5	0	0	55	46	33	10	22	10	2	7	132	.417	12	4	3	1	0

(All Games, Sorted by Fielding Pct)

#	PLAYER	C	PO	A	E	DP	FLD%	CSB	SBA	SBA%	CI	PB
17	LUGO RAMIREZ Yonei	21	17	4	0	0	1.000	1	5	.833	0	0
4	ALVARADO ILARRAZA	8	4	4	0	1	1.000	0	0	0	0	0
3	CASTILLO AVENDANO	8	4	4	0	1	1.000	0	0	0	0	0
16	BLANCA GUIPE Wilme	3	3	0	0	0	1.000	0	0	0	0	0
14	BLANCO CABRERA Jea	3	0	3	0	0	1.000	0	0	0	0	0
1	OJEDA RIVAS Poly J	3	3	0	0	0	1.000	0	0	0	0	0
2	ROMAN GAMEZ Jheanp	3	1	2	0	0	1.000	0	0	0	0	0
12	LOPEZ SALAS Miguel	2	0	2	0	0	1.000	0	0	0	0	0
7	SALAS ORTEGA Eyden	2	2	0	0	0	1.000	0	0	0	0	0
6	GODOY BOSCAN Rainn	1	0	1	0	0	1.000	0	0	0	0	0
9	ROJAS MARTINEZ Fra	1	1	0	0	0	1.000	0	0	0	0	0
5	SARMIENTO NATERA R	1	0	1	0	0	1.000	0	0	0	0	0
10	TRUJILLO MORENO Sa	1	0	1	0	0	1.000	0	0	0	0	0
20	DOMINGUEZ SANCHEZ	24	23	0	1	1	.958	0	0	0	1	0
19	FERNANDEZ CASTELLA	16	14	1	1	1	.938	0	0	0	0	0
8	BLANCO PARRA Kenne	12	4	6	2	1	.833	0	0	0	0	0
13	GONZALEZ REDONDO Y	1	0	0	1	0	.000	0	0	0	0	0
Totals		110	76	29	5	2	.955	1	5	.833	1	0
Opponents		113	75	31	7	0	.938	1	3	.750	0	1

ABBREVIATIONS – ABREVIATURAS

(IN ALPHABETICAL ORDER – EN ORDEN ALFABÉTICO)

HITTING – OFENSIVA			PITCHING – PITCHEO		
2B	Doubles	Dobles	2B	Doubles allowed	Dobles permitidos
3B	Triples	Triples	3B	Triples allowed	Triples permitidos
AB	At bats	Veces al bate	AB	At bats	Veces al bate
AVG	Batting average	Average de bateo	B/Avg	Opponent batting average	Average de bateo de los oponentes
BB	Base on balls	Base por bolas	BK	Balk	Balk
GDP	Grounded into double plays	Batazo para Doble Play	BB	Base on balls allowed	Bases por bolas concedidas
G	Games played	Juegos jugados	CG	Complete games	Juegos completo
H	Hits	Hits conectados	ER	Earned runs allowed	Carreras limpias permitidas
HP	Hit by pitch	Golpeado por el lanzador	ERA	Earned run average	Promedio de efectividad
HR	Homeruns	Cuadrangulares	IBB	Intentional base on balls allowed	Bases por bolas intencionales
IBB	Intentional base on balls	Base por bolas intencional	GP	Games pitched	Juegos lanzados
OB%	On base percentage	Promedio de embasado	GS	Games started	Juegos iniciados
R	Runs scored	Carreras anotadas	H	Hits allowed	Hits permitidos
RBI	Runs batted in	Carreras impulsadas	HP	Hit by pitch	Golpeado por el lanzamiento
SB / ATT	Stolen bases / SB attempts	Bases Robadas / Intentos de robo	HR	Home runs allowed	Cuadrangulares permitidos
SF	Sacrifice flies	Sacrificio Fly	IP	Innings played	Entradas lanzadas
SH	Sacrifice hits	Toque de sacrificio	R	Runs allowed	Carreras permitidas
SLG%	Slugging percentage	Average de slugging	SO	Strikeouts	Ponches propinados
SO	Strikeouts	Ponches	SFA	Sacrifice flies allowed	Sacrificios fly permitidos
TB	Total bases	Total de bases alcanzadas por hit	SHA	Sacrifice hits allowed	Toques de sacrificio permitidos
			SHO	Shutouts / Combination shutouts	Blanqueos / Blanqueos combinados
			SV	Saves	Juegos salvados
			W-L	Wins/Losses	Juegos ganados/Perdidos
			WP	Wild pitches	Wild pitches

FIELDING – DEFENSA

A	Assists	Asistencias
C	Chances	Total de lances
CI	Catcher's interference	Interferencia del receptor
CSB	Caught stealing (by pitcher and catcher)	Atrapado robando (del lanzador y del receptor)
DP	Double plays participated in	Participaciones en doble play
E	Errors	Errores
FLD%	Fielding percentage	Promedio de defensa
PB	Passed balls (catcher)	Passed ball (receptor)
PO	Putouts	Outs (Eliminaciones)
SBA	Stolen bases allowed (pitcher and catcher)	Robos permitidos (lanzador y receptor)
SBA%	Stolen bases against percentage (pitcher and catcher)	Promedio de robos permitidos (lanzador y receptor)