

**WBSC**

**BASEBALL  
AMERICAS QUALIFIER**

**DAILY REPORT**  
**REPORTE DIARIO**

**NR. 5**

**31 MAY – 5 JUNE 2021**

**#RoadToTokyo**





**OPENING ROUND – RONDA DE APERTURA**

**STANDINGS – POSICIÓN DE EQUIPOS**

**GROUP A – GRUPO A**

RK	TEAM – EQUIPO	GP	W	L	AVG	GB
1	 USA	2	2	0	<b>1.000</b>	-
2	 DOMINICAN REPUBLIC	3	2	1	<b>.667</b>	0.5
3	 NICARAGUA	3	1	2	<b>.333</b>	1.5
4	 PUERTO RICO	2	0	2	<b>.000</b>	2.0

**GROUP B – GRUPO B**

RK	TEAM – EQUIPO	GP	W	L	AVG	GB
1	 VENEZUELA	3	3	0	<b>1.000</b>	-
2	 CANADA	3	2	1	<b>.667</b>	1.0
3	 CUBA	3	1	2	<b>.333</b>	2.0
4	 COLOMBIA	3	0	3	<b>.000</b>	3.0

The Teams are placed according the Tournament Regulations for the WBSC.

Los equipos son ordenados en atención a los Reglamentos Oficiales de la WBSC.

## OPENING ROUND – RONDA DE APERTURA

### SCHEDULE AND RESULTS – CALENDARIO Y RESULTADOS

#### GROUP A - GRUPO A

 DOMINICAN REPUBLIC

 NICARAGUA

 PUERTO RICO

 USA

#### GROUP B - GRUPO B

 CANADA

 COLOMBIA

 CUBA

 VENEZUELA

#### MONDAY MAY 31 - LUNES 31 DE MAYO, 2021

#	Hour Hora	Stadium Campo	Away Team Equipo Visitante	Home Team Equipo Local	Score	Inn
1	13:00	Clover Park St. Lucie	 PUERTO RICO	 DOMINICAN REPUBLIC	2-5	
2	13:00	The Ballpark of the Palm Beaches West Palm Beach	 VENEZUELA	 CUBA	6-5	
3	19:00	Clover Park St. Lucie	 USA	 NICARAGUA	7-1	
4	19:00	The Ballpark of the Palm Beaches West Palm Beach	 COLOMBIA	 CANADÁ	0-7	

#### TUESDAY JUNE 1 - MARTES 1 DE JUNIO, 2021

#	Hour Hora	Stadium Campo	Away Team Equipo Visitante	Home Team Equipo Local	Score	Inn
5	13:00	Clover Park St. Lucie	 COLOMBIA	 VENEZUELA	2-3	
6	13:00	The Ballpark of the Palm Beaches West Palm Beach	 NICARAGUA	 PUERTO RICO	7-6	10
7	19:00	Clover Park St. Lucie	 CANADÁ	 CUBA	6-5	
8	19:00	The Ballpark of the Palm Beaches West Palm Beach	 DOMINICAN REPUBLIC	 USA	6-8	

#### WEDNESDAY JUNE 2 - MIÉRCOLES 2 DE JUNIO, 2021

#	Hour Hora	Stadium Campo	Away Team Equipo Visitante	Home Team Equipo Local	Score	Inn
9	13:00	Clover Park St. Lucie	 NICARAGUA	 DOMINICAN REPUBLIC	3-13	8
10	13:00	The Ballpark of the Palm Beaches West Palm Beach	 CANADÁ	 VENEZUELA	0-5	
11	19:00	Clover Park St. Lucie	 PUERTO RICO	 USA		
12	19:00	The Ballpark of the Palm Beaches West Palm Beach	 CUBA	 COLOMBIA	16-3	7

Local time in USA / Hora local en USA.

**OPENING ROUND – RONDA DE APERTURA**

**SCHEDULE AND RESULTS – CALENDARIO Y RESULTADOS**

**GROUP A - GRUPO A**

 DOMINICAN REPUBLIC

 NICARAGUA

 PUERTO RICO

 USA

**GROUP B - GRUPO B**

 CANADA

 COLOMBIA

 CUBA

 VENEZUELA

**THURSDAY JUNE 3- JUEVES 3 DE JUNIO, 2021**

#	Hour <i>Hora</i>	Stadium <i>Campo</i>	Away Team <i>Equipo Visitante</i>	Home Team <i>Equipo Local</i>	Score	Inn
11	19:00	Clover Park St. Lucie	 PUERTO RICO	 USA	CANCELED	
					CANCELADO	

Local time in USA / Hora local en USA.

**SUPER ROUND – SUPER RONDA**

**STANDINGS – POSICIÓN DE EQUIPOS**

**SUPER GROUP – SUPER GRUPO**

<b>RK</b>	<b>TEAM – EQUIPO</b>	<b>GP</b>	<b>W</b>	<b>L</b>	<b>AVG</b>	<b>GB</b>
<b>1</b>	 USA	2	2	0	<b>1.000</b>	-
<b>2</b>	 DOMINICAN REPUBLIC	2	1	1	<b>.500</b>	1.0
	 VENEZUELA	2	1	1	<b>.500</b>	1.0
<b>4</b>	 CANADA	2	0	2	<b>.000</b>	2.0

The Teams are placed according the Tournament Regulations for the WBSC.

Los equipos son ordenados en atención a los Reglamentos Oficiales de la WBSC.

## SUPER ROUND – SÚPER RONDA

### SCHEDULE AND RESULTS – CALENDARIO Y RESULTADOS

#### SUPER GROUP – SUPER GRUPO

1A  USA

1B  VENEZUELA

2A  DOMINICAN REPUBLIC

2B  CANADA

#### TUESDAY JUNE 1 – MARTES 1 DE JUNIO, 2021

#	Hour Hora	Stadium Campo	Away Team Equipo Visitante	Home Team Equipo Local	Score	Inn
8	19:00	The Ballpark of the Palm Beaches West Palm Beach	 DOMINICAN REPUBLIC	 USA	6-8	

#### WEDNESDAY JUNE 2 – MIÉRCOLES 2 DE JUNIO, 2021

#	Hour Hora	Stadium Campo	Away Team Equipo Visitante	Home Team Equipo Local	Score	Inn
10	13:00	The Ballpark of the Palm Beaches West Palm Beach	 CANADÁ	 VENEZUELA	0-5	

#### FRIDAY JUNE 4 – VIERNES 4 DE JUNIO, 2021

#	Hour Hora	Stadium Campo	Away Team Equipo Visitante	Home Team Equipo Local	Score	Inn
13	13:00	The Ballpark of the Palm Beaches West Palm Beach	 DOMINICAN REPUBLIC	 VENEZUELA	14-4	
14	19:00	The Ballpark of the Palm Beaches West Palm Beach	 CANADÁ	 USA	1-10	

#### SATURDAY JUNE 5 – SÁBADO 5 DE JUNIO, 2021

#	Hour Hora	Stadium Campo	Away Team Equipo Visitante	Home Team Equipo Local	Score	Inn
15	13:00	Clover Park St. Lucie	 CANADÁ	 DOMINICAN REPUBLIC		
16	19:00	Clover Park St. Lucie	 VENEZUELA	 USA		

Local time in USA / Hora local en USA.

**GAME SUMMARY - RESULTADO DEL JUEGO 13**



**DOMINICAN REPUBLIC – VENEZUELA**



**Score by Innings – Anotación por entradas**

Jun 04, 2021 at Florida (USA), The Ballpark of the Palm Beaches

-----  
Dominican Republic.032 002 034 - 14 17 0 (3-1)  
Venezuela.....000 000 400 - 4 6 2 (3-1)  
-----

**Pitchers: Dominican Republic** - ROMERO Enny, VARGAS Emilio, ÁLVAREZ Dario, BONILLA Lisalverto, DÍAZ José, ASECIO Jairo  
**Venezuela** - DÍAZ Jhonathan, RONDÓN Danny, MACHADO Andrés, Centeno Henry, SOTILLET Andres, GÓMEZ Moisés, MOYA Gabriel

Win: ROMERO Enny (1-0)  
Loss: DÍAZ Jhonathan (1-1)  
Save: NONE

**Homeruns: Dominican Republic:** Bautista José, Francisco Juan, Liberato Luís, Guzmán Jeison, Pérez Yefri  
**Homeruns: Venezuela:** PÉREZ Hernán

Attendance: 829  
Start: 13:03  
Time: 3:52  
Weather: Partly cloudy

Umpires: HP-Edwin Hernandez (USA), 1B-Maikol Tibabijo (COL),  
2B-Christian Madero (MEX), 3B-Fabrizio Fabrizi (ITA),  
CO-Jair Fernandez (MEX)  
Scorers: Michael Craig (USA), Gabriel Almaraz (MEX), Brian Moore (USA)  
TC: Shari Reiniger (CAN), Frank Marcos (USA), Enrique Burgos (PAN)

**GAME SUMMARY - RESULTADO DEL JUEGO 14**



**CANADA – USA**



**Score by Innings – Anotación por entradas**

Jun 04, 2021 at Florida (USA), The Ballpark of the Palm Beaches

---

Canada.....	000	100	000	-	1	8	1	(2-2)
United States.....	001	011	07X	-	10	10	0	(3-0)

---

**Pitchers: Canada** - Kellogg Ryan Andrew, LEROUX Christopher, SEABROOKE Travis Grant

**United States** - Bailey Home, Parrish Drew, Johnson DJ, Gose Anthony Robert, Sherfy James

Win: Parrish Drew (1-0)

Loss: LEROUX Christopher (0-1)

Save: NONE

**Homeruns: Canada:** Robson Jacob Charles

**Homeruns: United States:** Williams Luke, Frazier Todd

Attendance: 839

Start: 19:02

Time: 3:20

Weather: Cloudy, 29°C

Umpires: HP-Elvin Jimenez (VEN), 1B-Ramiro Alfaro (COL),  
2B-Ruben Ramos (PUR), 3B-Jair Fernandez (MEX),  
CO-Christian Madero (MEX)

Scorers: Gabriel Almaraz (MEX), Michael Craig (USA), Brian Moore (USA)

TC: Shari Reiniger (CAN), Frank Marcos (USA), Enrique Burgos (PAN)



**INDIVIDUAL LEADERS SUMMARY**  
**RESUMEN DE LIDERES INDIVIDUALES**  
**(INCLUDING GAMES 1-14 - INCLUYENDO PARTIDOS DEL 1 AL 14)**

**BATTING LEADERS - LIDERES OFENSIVOS**

PLAYER	AVG	GP-GS	PA	AB	R	H	2B	3B	HRR	BI	TB	SLG	BB	HP	SO	GDP	OBP	SF	SB	CS	SH	SB-ATT
SANTOS ALMEIDA Raico CUB	.556	3-2	10	9	3	5	0	1	1	4	10	1.111	1	0	0	0	.600	0	0	0	0	0-0
ARRUEBARRUENA ESCALA CUB	.538	3-3	13	13	3	7	1	0	2	6	14	1.077	0	0	2	0	.538	0	0	0	0	0-0
Williams Lucas Danie USA	.538	3-3	16	13	5	7	1	1	1	6	13	1.000	2	0	1	0	.600	0	0	0	1	0-0
PEREZ ALVAREZ Carlos VEN	.533	4-4	17	15	4	8	1	0	2	6	15	1.000	2	0	0	0	.588	0	0	0	0	0-0
Kolozsvary Mark Dani USA	.500	3-3	13	8	5	4	0	0	2	3	10	1.250	2	3	2	0	.692	0	0	0	0	0-0
LUCIANO Kevin Antoni PUR	.500	2-2	9	6	1	3	1	0	0	0	4	.667	3	0	1	0	.667	0	0	0	0	0-0
MUNGUIA MARTINEZ Ism NCA	.500	3-3	13	12	2	6	1	0	0	0	7	.583	0	1	1	0	.538	0	0	0	0	0-0
Robson Jacob Charles CAN	.467	4-4	17	15	3	7	0	1	1	5	12	.800	2	0	3	0	.529	0	1	0	0	1-1
SANTOS MARTINEZ Roel CUB	.455	3-3	15	11	6	5	2	0	0	1	7	.636	3	1	0	1	.600	0	1	0	0	1-1
Rodriguez Reyes Juli DOM	.450	4-4	20	20	6	9	0	0	2	6	15	.750	0	0	3	1	.450	0	0	0	0	0-0

**SLUGGING PCT (min 2.7 PA/G)**

1. Kolozsvary Mark Da, USA	1.250
2. SANTOS ALMEIDA Rai, CUB	1.111
3. ARRUEBARRUENA ESCA, CUB	1.077
4. Liberato Grullon L, DOM	1.071
5. Francisco Gonzalez, DOM	1.059
6. PEREZ ALVAREZ Carl, VEN	1.000
- Williams Lucas Dan, USA	1.000
8. PEREZ BOLIVAR Hern, VEN	.867
9. 1 Tied at	.800

**ON BASE PCT (min 2.7 PA/G)**

1. Kolozsvary Mark Da, USA	.692
2. LUCIANO Kevin Anto, PUR	.667
3. SANTOS ALMEIDA Rai, CUB	.600
- SANTOS MARTINEZ Ro, CUB	.600
- Williams Lucas Dan, USA	.600
6. PEREZ ALVAREZ Carl, VEN	.588
7. Liberato Grullon L, DOM	.556
8. ARRUEBARRUENA ESCA, CUB	.538
- MUNGUIA MARTINEZ I, NCA	.538

**RUNS**

1. Rodriguez Reyes Ju, DOM	6
- SANTOS MARTINEZ Ro, CUB	6
3. Goris Veras Diego, DOM	5
- Kolozsvary Mark Da, USA	5
- Liberato Grullon L, DOM	5
- Williams Lucas Dan, USA	5
7. 3 Tied at	4

**HITS**

1. Rodriguez Reyes Ju, DOM	9
2. PEREZ ALVAREZ Carl, VEN	8
3. ARRUEBARRUENA ESCA, CUB	7
- Robson Jacob Charl, CAN	7
- Williams Lucas Dan, USA	7
6. 7 Tied at	6

**RBI**

1. Francisco Gonzalez, DOM	7
2. ARRUEBARRUENA ESCA, CUB	6
- PEREZ ALVAREZ Carl, VEN	6
- Rodriguez Reyes Ju, DOM	6
- Williams Lucas Dan, USA	6
6. Liberato Grullon L, DOM	5
- MUJICA DIAZ Yadir, CUB	5
- PEREZ BOLIVAR Hern, VEN	5
- Robson Jacob Charl, CAN	5
10. 3 Tied at	4

**DOUBLES**

1. ALEGRIA NORORI Ben, NCA	3
2. Alvarez Eduardo Co, USA	2
- CASAS Triston Ray, USA	2
- MUJICA DIAZ Yadir, CUB	2
- SANTOS MARTINEZ Ro, CUB	2
6. 22 Tied at	1

**TRIPLES**

1. Alvarez Eduardo Co, USA	1
- Bonifacio Rosario, DOM	1
- Duran Jarren Willi, USA	1
- Nunez Castillo Gus, DOM	1
- PEREZ BOLIVAR Hern, VEN	1
- Robson Jacob Charl, CAN	1
- SANTOS ALMEIDA Rai, CUB	1
- Williams Lucas Dan, USA	1

**HOMERUNS**

1. Francisco Gonzalez, DOM	4
2. Liberato Grullon L, DOM	3
3. ARRUEBARRUENA ESCA, CUB	2
- Kolozsvary Mark Da, USA	2
- PEREZ ALVAREZ Carl, VEN	2
- PEREZ BOLIVAR Hern, VEN	2
- Perez Martinez Yef, DOM	2
- Rodriguez Reyes Ju, DOM	2
9. 18 Tied at	1

**TOTAL BASES**

1. Francisco Gonzalez, DOM	18
2. Liberato Grullon L, DOM	15
- PEREZ ALVAREZ Carl, VEN	15
- Rodriguez Reyes Ju, DOM	15
5. ARRUEBARRUENA ESCA, CUB	14
6. PEREZ BOLIVAR Hern, VEN	13
- Williams Lucas Dan, USA	13
8. Robson Jacob Charl, CAN	12
9. 3 Tied at	10

**WALKS**

1. Bautista Santos Jo, DOM	4
- FLORES DEVIA Ramon, VEN	4
- Liberato Grullon L, DOM	4
4. CHIRINOS GONZALEZ, VEN	3
- Francisco Gonzalez, DOM	3
- LUCIANO Kevin Anto, PUR	3
- Navarro BULTRON Re, PUR	3
- SANTOS MARTINEZ Ro, CUB	3
- VALERIO AYALA Char, DOM	3
10. 20 Tied at	2

**STOLEN BASES**

1. Crouse Michael RAY, CAN	2
2. CASTILLO ROQUE Ali, VEN	1
- Cuevas Noel, PUR	1
- Duran Jarren Willi, USA	1
- Filia Eric, USA	1
- PEREZ BLANCO Brall, COL	1
- Robson Jacob Charl, CAN	1
- SANTOS MARTINEZ Ro, CUB	1

**PLATE APPEARANCES**

1. Francisco Gonzalez, DOM	20
- Rodriguez Reyes Ju, DOM	20
3. Bautista Santos Jo, DOM	19
- Goris Veras Diego, DOM	19
5. Liberato Grullon L, DOM	18
6. 9 Tied at	17

**AT BATS**

1. Rodriguez Reyes Ju, DOM	20
2. Francisco Gonzalez, DOM	17
- Goris Veras Diego, DOM	17
4. DEGLAN Kellin Lee, CAN	16
- WOOD Eric Elliott, CAN	16
6. 8 Tied at	15

**CAUGHT STEALING**

1. CASTILLO ROQUE Ali, VEN	2
2. Liberato Grullon L, DOM	1
- PEREZ BOLIVAR Hern, VEN	1
- Perez ROSA Kelvin, PUR	1
- Worner-OSBORNE Joh, CAN	1

**STRIKEOUTS**

1. DARVILL Wesley Wil, CAN	9
2. Goris Veras Diego, DOM	8
3. Worner-OSBORNE Joh, CAN	7
4. Crouse Michael RAY, CAN	6
- Pinero Daniel, CAN	6
6. 6 Tied at	5

**INDIVIDUAL LEADERS SUMMARY**  
**RESUMEN DE LIDERES INDIVIDUALES**  
**(INCLUDING GAMES 1-14 - INCLUYENDO PARTIDOS DEL 1 AL 14)**

**PITCHING LEADERS – LIDERES EN PITCHEO**

PLAYER	T	ERA	W-L	APP	GS	CG	SHO	SV	IP	H	R	ER	BB	SO	2B	3B	HR	AB	B/Avg	WP	HBP	BK
Albers Andrew Willia CAN	L	0.00	1-0	1	1	0	0	0	7.0	0	0	0	0	7	0	0	0	21	.000	0	1	0
CINTRON BAEZ Luis En PUR	L	0.00	0-0	0	0	0	0	0	0.0	0	0	0	0	0	0	0	0	0	.000	0	0	0
DE JESUS SANDOVAL En VEN	L	0.00	0-0	1	1	0	0	0	4.0	1	0	0	3	3	0	0	0	12	.083	0	0	0
DIAZ PONCE Jhonathan VEN	L	0.00	1-1	2	1	0	0	0	3.1	5	3	0	3	3	1	0	0	13	.385	0	1	0
Johnson Daniel Stewa USA	R	0.00	0-0	2	0	0	0	0	2.2	1	0	0	0	4	1	0	0	9	.111	0	0	0
LEAL PLAZA Erick Ale VEN	R	0.00	0-0	1	1	0	0	0	6.0	2	0	0	1	6	0	0	0	19	.105	0	1	0
Marimon Meza Sugar R COL	R	0.00	0-0	1	0	0	0	0	4.1	1	0	0	0	9	0	0	0	15	.067	1	0	0
Muniz Freddie Cabrer PUR	R	0.00	0-1	1	0	0	0	0	2.0	0	2	0	2	0	0	0	0	4	.000	1	1	0
Romero Hernandez Enn DOM	L	0.00	1-0	1	1	0	0	0	6.0	3	0	0	1	6	1	0	0	21	.143	0	0	0
ST CLAIR ALVAREZ Nor NCA	R	0.00	0-0	1	0	0	0	0	4.0	0	0	0	1	3	0	0	0	12	.000	0	0	0
Woods Richardson Sim USA	R	0.00	0-0	0	0	0	0	0	0.0	0	0	0	0	0	0	0	0	0	.000	0	0	0
Kellogg Ryan Andrew CAN	L	1.35	0-0	2	2	0	0	0	6.2	9	1	1	2	2	2	0	0	29	.310	0	0	0
CHI MONTOYA Bryan An CUB	R	1.59	1-0	2	1	0	0	0	5.2	6	1	1	2	3	1	0	0	23	.261	0	0	0
LIBERATORE Matthew J USA	L	1.80	1-0	1	1	0	0	0	5.0	5	1	1	1	4	2	0	0	18	.278	0	1	0
Valdes Gonzalez Raul DOM	L	2.57	1-0	1	1	0	0	0	7.0	3	2	2	1	5	1	0	1	25	.120	0	0	0
Bailey JR David Dewi USA	R	2.70	0-0	1	1	0	0	0	3.1	4	1	1	0	3	0	0	1	12	.333	0	0	0
RUIZ TORRES Jean Car COL	R	2.70	0-0	2	0	0	0	0	3.1	3	1	1	2	0	0	0	0	14	.214	1	0	0
RODRIGUEZ YORDY Yari CUB	R	2.84	0-0	1	0	0	0	0	6.1	4	2	2	4	11	0	0	1	23	.174	0	0	0
MARTINEZ PEREZ Migue PUR	L	3.60	0-0	1	1	0	0	0	5.0	6	2	2	1	2	1	0	1	18	.333	0	0	0
Consuegra Almanza Ra COL	R	4.15	0-0	1	1	0	0	0	4.1	3	2	2	4	0	1	0	0	13	.231	0	0	0
MALDONADO Ivan PUR	R	4.50	0-0	1	0	0	0	0	2.0	1	1	1	0	1	0	0	1	6	.167	0	0	0

**OPPOSING AVG (min 0.8 IP/G)**

1. Albers Andrew Will, CAN	.000
- Muniz Freddie Cabr, PUR	.000
- ST CLAIR ALVAREZ N, NCA	.000
4. Marimon Meza Sugar, COL	.067
5. DE JESUS SANDOVAL, VEN	.083
6. LEAL PLAZA Erick A, VEN	.105
7. Valdes Gonzalez Ra, DOM	.120
8. Romero Hernandez E, DOM	.143
9. 1 Tied at	.167

**INNINGS PITCHED**

1. Albers Andrew Will, CAN	7.0
- Valdes Gonzalez Ra, DOM	7.0
3. Kellogg Ryan Andre, CAN	6.2
4. RODRIGUEZ YORDY Ya, CUB	6.1
5. LEAL PLAZA Erick A, VEN	6.0
- Romero Hernandez E, DOM	6.0
7. CHI MONTOYA Bryan, CUB	5.2
8. 2 Tied at	5.0

**STRIKEOUTS**

1. RODRIGUEZ YORDY Ya, CUB	11
2. SPEER Ryan Joseph, USA	10
3. Marimon Meza Sugar, COL	9
4. Albers Andrew Will, CAN	7
5. CENTENO GUTIERREZ, VEN	6
- LEAL PLAZA Erick A, VEN	6
- Romero Hernandez E, DOM	6
8. BLANCO MATOS Lazar, CUB	5
- Valdes Gonzalez Ra, DOM	5
10. 5 Tied at	4

**WINS**

1. 13 Tied at	1
---------------	---

**SAVES**

1. Asencio Solano Jai, DOM	1
- Axford John Berton, CAN	1
- GARCIA PICADO Shey, NCA	1
- GOMEZ GOMEZ Moises, VEN	1
- Robertson David Al, USA	1

**GAMES**

1. Alvarez Espinal Da, DOM	3
- Diaz Rodriguez Jos, DOM	3
- GOMEZ GOMEZ Moises, VEN	3
- MOYA BARRIOS Gabri, VEN	3
- RONDON SEQUERA Dan, VEN	3
6. 28 Tied at	2

**LOSSES**

1. 13 Tied at	1
---------------	---

**WILD PITCHES**

-	
1. 9 Tied at	1

**HITS ALLOWED**

1. Kellogg Ryan Andre, CAN	9
2. SANCHEZ OJEDA Anib, VEN	8
3. TELLER DE LEON Car, NCA	7
- TELLEZ VANEGAS Jun, NCA	7
5. CHI MONTOYA Bryan, CUB	6
- Cruz TORRES Luis L, PUR	6
- MARTINEZ PEREZ Mig, PUR	6
- SEABROOKE Travis G, CAN	6
9. 7 Tied at	5

**RUNS ALLOWED**

1. SEABROOKE Travis G, CAN	7
2. Moreno Alvarez Erl, COL	6
3. GUTIERREZ HERNANDE, NCA	5
- GUTIERREZ RIVERA E, NCA	5
- MARRUGO VELASQUEZ, COL	5
- MEJIA FLORES Dilme, NCA	5
- MOYA BARRIOS Gabri, VEN	5
- PALACIO CARO Sergi, COL	5
9. 4 Tied at	4

**EARNED RUNS (min 0.8 IP/G)**

1. Albers Andrew Will, CAN	0
- DE JESUS SANDOVAL, VEN	0
- LEAL PLAZA Erick A, VEN	0
- Marimon Meza Sugar, COL	0
- Muniz Freddie Cabr, PUR	0
- Romero Hernandez E, DOM	0
- ST CLAIR ALVAREZ N, NCA	0
8. 6 Tied at	1

**WALKS ALLOWED (min 0.8 IP/G)**

1. Albers Andrew Will, CAN	0
- Bailey JR David De, USA	0
- MALDONADO Ivan, PUR	0
- Marimon Meza Sugar, COL	0
5. 13 Tied at	1

**INDIVIDUAL LEADERS SUMMARY**  
**RESUMEN DE LIDERES INDIVIDUALES**  
**(INCLUDING GAMES 1-14 – INCLUYENDO PARTIDOS DEL 1 AL 14)**

**FIELDING LEADERS – LIDERES DEFENSIVOS**

**PUTOUTS**

1.	Kolozsvary Mark Da, USA	33
2.	CHIRINOS GONZALEZ, VEN	32
3.	DEGLAN Kellin Lee, CAN	29
4.	VALERIO AYALA Char, DOM	28
5.	Bautista Santos Jo, DOM	27
6.	ALARCON TARDIO Yos, CUB	25
7.	PANAS Connor Andre, CAN	20
8.	CASAS Triston Ray, USA	19
9.	CASTRO PIRELA Luis, VEN	18
-	Liberato Grullon L, DOM	18
-	LUCIANO Kevin Anto, PUR	18
12.	Martinez Miranda C, COL	17
-	PEREZ BOLIVAR Hern, VEN	17
14.	MEZA ALONZO Enmanu, NCA	15
15.	ALEN SALAZAR Luis, NCA	14
-	MUNGUIA MARTINEZ I, NCA	14
17.	CASTILLO ROQUE Ali, VEN	11
-	Ramos Garrido Maur, COL	11
19.	1 Tied at	10

**ERRORS**

1.	Downs Mitchell Jer, COL	2
-	HERNANDEZ RIVERA Y, VEN	2
3.	20 Tied at	1

**ASSISTS**

1.	QUERECUTO PEREZ Ju, VEN	15
2.	CASTILLO ROQUE Ali, VEN	11
-	Nunez Castillo Gus, DOM	11
4.	DARVILL Wesley Wil, CAN	10
-	Pinero Daniel, CAN	10
6.	Allen Nicholas Rya, USA	7
-	Lozada Salcedo Jon, COL	7
-	MALO Jonathan, CAN	7
-	MATEO GONZALEZ Lui, PUR	7
10.	MARTINEZ PIZARRO O, PUR	6
-	PEREZ BOLIVAR Hern, VEN	6
12.	ARRUEBARRUENA ESCA, CUB	5
-	Bonifacio Rosario, DOM	5
-	DE JESUS JR Ivan, PUR	5
-	Downs Mitchell Jet, COL	5
-	WOOD Eric Elliott, CAN	5
17.	7 Tied at	4

**CAUGHT STEALING**

1.	DEGLAN Kellin Lee, CAN	2
2.	ALEN SALAZAR Luis, NCA	1
-	Angulo Castro Andr, COL	1
-	CHIRINOS GONZALEZ, VEN	1
-	Kolozsvary Mark Da, USA	1

**TEAM'S STATS - ESTADÍSTICAS DE EQUIPO**  
**(INCLUDING GAMES 1-14 - INCLUYENDO JUEGOS DEL 1 AL 14)**



(All Games, Sorted by Batting Avg)

Record: Tournament: 2-2 / Opening Round: 2-1 / Super round: 0-2

#	PLAYER	AVG	GP-GS	AB	R	H	2B	3B	HR	RBI	TB	SLG%	BB	HP	SO	GDP	OB%	SF	SH	SB-ATT
7	Robson Jacob Charl	.467	4-4	15	3	7	0	1	1	5	12	.800	2	0	3	0	.529	0	0	1-1
28	PANAS Connor Andre	.333	3-3	12	1	4	0	0	0	3	4	.333	1	0	3	0	.385	0	0	0-0
14	WOOD Eric Elliott	.250	4-4	16	2	4	1	0	1	3	8	.500	1	0	5	0	.294	0	0	0-0
17	Hodges Jesse Lowel	.250	2-2	4	0	1	0	0	0	0	1	.250	2	0	2	0	.500	0	0	0-0
22	DEGLAN Kellin Lee	.188	4-4	16	1	3	1	0	0	1	4	.250	0	0	5	0	.188	0	0	0-0
19	Gillies Tyson Atle	.167	2-2	6	2	1	0	0	0	0	1	.167	1	1	1	0	.375	0	0	0-0
30	Crouse Michael RAY	.143	4-4	14	1	2	0	0	1	1	5	.357	2	0	6	0	.250	0	0	2-2
18	DARVILL Wesley Wil	.133	4-4	15	3	2	0	0	0	0	2	.133	1	0	9	0	.188	0	1	0-0
40	Pinero Daniel	.083	3-3	12	0	1	0	0	0	1	1	.83	1	0	6	0	.154	0	0	0-0
21	Worner-OSBORNE Joh	.071	4-4	14	1	1	0	0	0	0	1	.71	2	0	7	0	.188	0	0	0-1
11	MALO Jonathan	.000	3-2	5	0	0	0	0	0	0	0	.000	1	0	1	2	.167	0	0	0-0
	Totals	.202		129	14	26	2	1	3	14	39	.302	14	1	48	2	.285	0	1	3-4
	Opponents	.225		129	20	29	6	2	4	17	51	.395	10	6	27	3	.308	1	0	1-3

(All Games, Sorted by Earned Run Avg)

#	PLAYER	ERA	W-L	SV	IP	G	GS	CG	SHO	H	R	ER	BB	SO	2B	3B	HR	AB	B/Avg	WP	HP	BK	IBB	SHA	SFA
27	Albers Andrew Will	0.00	1-0	0	7.0	1	1	0	0	0	0	0	0	7	0	0	0	21	.000	0	1	0	0	0	0
25	Onyshko Benjamin A	0.00	0-0	0	2.1	2	0	0	0	0	0	0	1	3	0	0	0	8	.000	0	0	0	0	0	0
16	MCAFFER William Ha	0.00	0-0	0	1.2	1	0	0	0	0	0	0	2	2	0	0	0	4	.000	0	0	0	0	0	0
32	RUTCKYJ Evan	0.00	0-0	0	1.0	1	0	0	0	2	2	0	0	0	0	0	0	6	.333	0	0	1	0	0	0
49	Axford John Berton	0.00	0-0	1	0.1	1	0	0	0	0	0	0	0	1	0	0	0	2	.000	0	0	0	0	0	0
46	Kellogg Ryan Andre	1.35	0-0	0	6.2	2	2	0	0	9	1	1	2	2	2	0	0	29	.310	0	0	0	0	0	0
38	McGuigan Brendan J	3.38	0-0	0	2.2	2	0	0	0	4	1	1	1	3	1	0	1	12	.333	0	1	0	0	0	0
35	MOLLEKEN Dustin	3.86	1-0	0	2.1	1	0	0	0	2	1	1	0	1	1	0	0	8	.250	0	0	0	0	0	0
47	MATHIESON Scott Wi	5.40	0-0	0	1.2	1	0	0	0	2	2	1	0	2	0	0	0	6	.333	0	0	0	0	0	1
52	LEROUX Christopher	6.23	0-1	0	4.1	1	0	0	0	3	4	3	1	2	1	1	1	15	.200	0	3	0	0	0	0
31	SEABROOKE Travis G	6.75	0-1	0	2.2	2	1	0	0	6	7	2	1	2	1	1	1	14	.429	0	1	0	0	0	0
20	Brigden Trevor	13.50	0-0	0	1.1	1	0	0	0	1	2	2	2	2	0	0	1	4	.250	0	0	0	0	0	0
	Totals	2.91	2-2	1	34.0	4	4	0	0	29	20	11	10	27	6	2	4	129	.225	0	6	1	0	0	1
	Opponents	3.09	2-2	0	35.0	4	4	0	0	26	14	12	14	48	2	1	3	129	.202	4	1	1	1	1	0

(All Games, Sorted by Fielding Pct)

#	PLAYER	C	PO	A	E	DP	FLD%	CSB	SBA	SBA%	CI	PB
22	DEGLAN Kellin Lee	31	29	2	0	1	1.000	2	0	.000	0	0
18	DARVILL Wesley Wil	17	7	10	0	2	1.000	0	0	0	0	0
11	MALO Jonathan	11	4	7	0	2	1.000	0	0	0	0	0
30	Crouse Michael RAY	9	9	0	0	0	1.000	0	0	0	0	0
7	Robson Jacob Charl	6	6	0	0	0	1.000	0	0	0	0	0
17	Hodges Jesse Lowel	5	5	0	0	0	1.000	0	0	0	0	0
19	Gillies Tyson Atle	3	3	0	0	0	1.000	0	0	0	0	0
46	Kellogg Ryan Andre	2	0	2	0	1	1.000	0	0	0	0	0
31	SEABROOKE Travis G	2	1	1	0	0	1.000	0	0	0	0	0
27	Albers Andrew Will	1	1	0	0	0	1.000	0	0	0	0	0
25	Onyshko Benjamin A	1	0	1	0	0	1.000	0	0	0	0	0
32	RUTCKYJ Evan	1	0	1	0	0	1.000	0	0	0	0	0
28	PANAS Connor Andre	21	20	0	1	1	.952	0	0	0	0	0
40	Pinero Daniel	15	4	10	1	2	.933	0	0	0	0	0
21	Worner-OSBORNE Joh	11	10	0	1	2	.909	0	0	0	0	0
14	WOOD Eric Elliott	9	3	5	1	0	.889	0	0	0	0	0
49	Axford John Berton	1	0	0	1	0	.000	0	1	1.000	0	0
	Totals	146	102	39	5	4	.966	2	1	.333	0	0
	Opponents	138	105	29	4	2	.971	1	3	.750	0	1

**TEAM'S STATS - ESTADÍSTICAS DE EQUIPO**  
**(INCLUDING GAMES 1-14 - INCLUYENDO JUEGOS DEL 1 AL 14)**

 **DOMINICAN REPUBLIC** **DOM**

(All Games, Sorted by Batting Avg)

Record: Tournament: 3-1 / Opening Round: 2-1 / Super round: 1-1

#	PLAYER	AVG	GP-GS	AB	R	H	2B	3B	HR	RBI	TB	SLG%	BB	HP	SO	GDP	OB%	SF	SH	SB-ATT
3	Perez Martinez Yef	.750	2-0	4	4	3	0	0	2	3	9	2.250	1	0	0	0	.800	0	0	0-0
10	Guzman Minyetty Je	.600	2-2	10	4	6	1	0	1	4	10	1.000	0	0	1	0	.600	0	0	0-0
18	Rodriguez Reyes Ju	.450	4-4	20	6	9	0	0	2	6	15	.750	0	0	3	1	.450	0	0	0-0
7	Liberato Grullon L	.429	4-4	14	5	6	0	0	3	5	15	1.071	4	0	4	0	.556	0	0	0-1
2	Nunez Castillo Gus	.429	4-4	14	3	6	1	1	0	3	9	.643	0	0	0	0	.429	0	2	0-0
34	Francisco Gonzalez	.353	4-4	17	4	6	0	0	4	7	18	1.059	3	0	4	0	.450	0	0	0-0
19	Bautista Santos Jo	.286	4-4	14	3	4	1	0	1	3	8	.571	4	1	5	0	.474	0	0	0-0
28	Cabrera Astacio Me	.250	3-3	12	1	3	0	0	0	0	3	.250	1	0	2	0	.308	0	0	0-0
8	Goris Veras Diego	.235	4-4	17	5	4	1	0	1	3	8	.471	1	1	8	0	.316	0	0	0-0
1	Bonifacio Rosario	.222	3-3	9	1	2	1	1	0	3	5	.556	2	0	2	0	.364	0	0	0-0
32	VALERIO AYALA Char	.077	4-4	13	2	1	1	0	0	0	2	.154	3	1	5	0	.294	0	0	0-0
44	Asencio Vizcaino Y	.000	2-0	2	0	0	0	0	0	0	0	.000	0	0	1	0	.000	0	0	0-0
Totals		.342		146	38	50	6	2	14	37	102	.699	19	3	35	1	.429	0	2	0-1
Opponents		.213		127	17	27	7	1	3	17	45	.354	10	3	28	2	.282	2	1	1-1

(All Games, Sorted by Earned Run Avg)

#	PLAYER	ERA	W-L	SV	IP	G	GS	CG	SHO	H	R	ER	BB	SO	2B	3B	HR	AB	B/Avg	WP	HP	BK	IBB	SHA	SFA
9	Romero Hernandez E	0.00	1-0	0	6.0	1	1	0	0	3	0	0	1	6	1	0	0	21	.143	0	0	0	0	0	0
33	Asencio Solano Jai	0.00	0-0	1	2.0	2	0	0	0	2	0	0	0	3	0	0	0	8	.250	0	0	0	0	0	0
43	Diaz Rodriguez Jos	0.00	0-0	0	3.0	3	0	0	0	2	0	0	0	1	0	0	0	11	.182	0	0	0	0	0	0
35	Mendez Perez Roman	0.00	0-0	0	0.1	1	0	0	0	0	0	0	1	0	0	0	0	1	.000	0	0	0	0	0	0
38	Gonzalez Polanco L	0.00	0-1	0	0.0	2	0	0	0	1	3	3	2	0	1	0	0	1	1.000	0	1	0	0	0	0
31	Valdes Gonzalez Ra	2.57	1-0	0	7.0	1	1	0	0	3	2	2	1	5	1	0	1	25	.120	0	0	0	0	0	0
39	Alvarez Espinal Da	3.38	1-0	0	2.2	3	0	0	0	0	1	1	2	2	0	0	0	8	.000	0	1	0	0	0	0
45	Bonilla Lisalverto	3.86	0-0	0	2.1	2	0	0	0	2	1	1	1	2	1	0	1	9	.222	1	0	0	0	0	0
21	Molina Robles Marc	4.50	0-0	0	2.0	1	1	0	0	2	1	1	0	0	0	0	0	6	.333	0	0	0	0	1	1
20	Gomez Garcia Leuri	4.50	0-0	0	2.0	1	0	0	0	2	1	1	1	2	0	0	0	8	.250	0	1	0	0	0	0
36	Marinez Fuentes Jh	6.75	0-0	0	1.1	2	0	0	0	2	1	1	0	0	0	1	0	5	.400	0	0	0	0	0	1
40	Liz Gomez Radhames	9.82	0-0	0	3.2	1	1	0	0	4	4	4	1	4	3	0	1	15	.267	0	0	0	0	0	0
30	Vargas Polanco Emi	16.20	0-0	0	1.2	2	0	0	0	4	3	3	0	3	0	0	0	9	.444	0	0	0	0	0	0
Totals		4.50	3-1	1	34.0	4	4	0	0	27	17	17	10	28	7	1	3	127	.213	1	3	0	0	1	2
Opponents		8.91	1-3	1	33.1	4	4	0	0	50	38	33	19	35	6	2	14	146	.342	1	3	0	0	2	0

(All Games, Sorted by Fielding Pct)

#	PLAYER	C	PO	A	E	DP	FLD%	CSB	SBA	SBA%	CI	PB
19	Bautista Santos Jo	31	27	4	0	2	1.000	0	0	0	0	0
32	VALERIO AYALA Char	28	28	0	0	0	1.000	0	1	1.000	0	0
7	Liberato Grullon L	18	18	0	0	0	1.000	0	0	0	0	0
18	Rodriguez Reyes Ju	8	8	0	0	0	1.000	0	0	0	0	0
8	Goris Veras Diego	5	1	4	0	1	1.000	0	0	0	0	0
3	Perez Martinez Yef	4	4	0	0	0	1.000	0	0	0	0	0
10	Guzman Minyetty Je	4	0	4	0	0	1.000	0	0	0	0	0
28	Cabrera Astacio Me	3	3	0	0	0	1.000	0	0	0	0	0
43	Diaz Rodriguez Jos	2	2	0	0	0	1.000	0	0	0	0	0
9	Romero Hernandez E	1	0	1	0	0	1.000	0	0	0	0	0
21	Molina Robles Marc	1	1	0	0	0	1.000	0	0	0	0	0
40	Liz Gomez Radhames	1	0	1	0	0	1.000	0	0	0	0	0
2	Nunez Castillo Gus	18	6	11	1	1	.944	0	0	0	0	0
1	Bonifacio Rosario	10	4	5	1	1	.900	0	0	0	0	0
Totals		134	102	30	2	2	.985	0	1	1.000	0	0
Opponents		136	100	31	5	1	.963	1	0	.000	0	0

**TEAM'S STATS - ESTADÍSTICAS DE EQUIPO**  
**(INCLUDING GAMES 1-14 - INCLUYENDO JUEGOS DEL 1 AL 14)**



(All Games, Sorted by Batting Avg)

Record: Tournament: 3-0 / Opening Round: 2-0 / Super round: 2-0

#	PLAYER	AVG	GP-GS	AB	R	H	2B	3B	HR	RBI	TB	SLG%	BB	HP	SO	GDP	OB%	SF	SH	SB-ATT
23	Williams Lucas Dan	.538	3-3	13	5	7	1	1	1	6	13	1.000	2	0	1	0	.600	0	1	0-0
8	Kolozsvary Mark Da	.500	3-3	8	5	4	0	0	2	3	10	1.250	2	3	2	0	.692	0	0	0-0
26	CASAS Triston Ray	.417	3-3	12	3	5	2	0	0	3	7	.583	1	0	2	1	.462	0	0	0-0
24	Duran Jarren Willi	.400	3-3	15	3	6	1	1	0	3	9	.600	1	0	3	0	.438	0	0	1-1
2	Alvarez Eduardo Co	.333	3-2	9	3	3	2	1	0	1	7	.778	1	1	2	1	.455	0	0	0-0
10	Forsythe Jr. John	.333	3-2	6	1	2	0	0	0	1	2	.333	2	0	1	0	.500	0	0	0-0
5	Filia Eric	.250	3-3	12	1	3	0	0	0	3	3	.250	2	0	4	1	.357	0	0	1-1
25	Frazier Todd Brian	.182	3-3	11	2	2	1	0	1	3	6	.545	2	1	0	0	.333	1	0	0-0
12	Allen Nicholas Rya	.077	3-3	13	2	1	0	0	0	1	1	.77	0	0	3	0	.077	0	0	0-0
15	Jay Jonathan Henry	.000	1-1	2	0	0	0	0	0	0	0	.000	0	0	0	0	.000	0	0	0-0
27	Kemp Matthew Ryan	.000	1-1	4	0	0	0	0	0	0	0	.000	1	0	1	0	.200	0	0	0-0
Totals		.314		105	25	33	7	3	4	24	58	.552	14	5	19	3	.416	1	1	2-2
Opponents		.206		97	8	20	4	1	4	8	38	.392	3	2	34	1	.245	0	0	0-1

(All Games, Sorted by Earned Run Avg)

#	PLAYER	ERA	W-L	SV	IP	G	GS	CG	SHO	H	R	ER	BB	SO	2B	3B	HR	AB	B/Avg	WP	HP	BK	IBB	SHA	SFA
39	RZEP CZYNSKI Marc W	0.00	0-0	0	1.0	1	0	0	0	0	0	0	0	1	0	0	0	3	.000	0	0	0	0	0	0
31	Gose Anthony Rober	0.00	0-0	0	2.0	2	0	0	0	0	0	0	1	2	0	0	0	6	.000	0	1	0	0	0	0
7	Sherfy James	0.00	0-0	0	1.0	1	0	0	0	1	0	0	0	1	0	0	0	4	.250	1	0	0	0	0	0
48	Carter Anthony Sco	0.00	0-0	0	1.0	1	0	0	0	0	0	0	0	1	0	0	0	3	.000	0	0	0	0	0	0
37	Johnson Daniel Ste	0.00	0-0	0	2.2	2	0	0	0	1	0	0	0	4	1	0	0	9	.111	0	0	0	0	0	0
32	DICKSON Brandon Le	0.00	0-0	0	2.0	1	0	0	0	0	0	0	0	3	0	0	0	6	.000	0	0	0	0	0	0
22	Parrish Andrew Pat	0.00	1-0	0	2.0	1	0	0	0	2	0	0	0	2	0	0	0	8	.250	0	0	0	0	0	0
28	LIBERATORE Matthew	1.80	1-0	0	5.0	1	1	0	0	5	1	1	1	4	2	0	0	18	.278	0	1	0	0	0	0
45	Bailey JR David De	2.70	0-0	0	3.1	1	1	0	0	4	1	1	0	3	0	0	1	12	.333	0	0	0	0	0	0
40	SPEER Ryan Joseph	5.79	0-0	0	4.2	1	1	0	0	4	3	3	1	10	1	1	1	18	.222	0	0	0	0	0	0
30	Robertson David Al	9.00	0-0	1	1.0	1	0	0	0	1	1	1	0	2	0	0	1	4	.250	0	0	0	0	0	0
33	Jackson JR Edwin	13.50	0-0	0	0.2	1	0	0	0	1	1	1	0	1	0	0	0	3	.333	0	0	0	0	0	0
21	LANE Trevor Michae	13.50	1-0	0	0.2	1	0	0	0	1	1	1	0	0	0	0	1	3	.333	0	0	0	0	0	0
Totals		2.67	3-0	1	27.0	3	3	0	0	20	8	8	3	34	4	1	4	97	.206	1	2	0	0	0	0
Opponents		6.84	0-3	0	25.0	3	3	0	0	33	25	19	14	19	7	3	4	105	.314	2	5	0	1	1	1

(All Games, Sorted by Fielding Pct)

#	PLAYER	C	PO	A	E	DP	FLD%	CSB	SBA	SBA%	CI	PB
8	Kolozsvary Mark Da	36	33	3	0	1	1.000	1	0	.000	0	0
26	CASAS Triston Ray	22	19	3	0	2	1.000	0	0	0	0	0
12	Allen Nicholas Rya	11	4	7	0	2	1.000	0	0	0	0	0
2	Alvarez Eduardo Co	9	5	4	0	0	1.000	0	0	0	0	0
23	Williams Lucas Dan	6	5	1	0	0	1.000	0	0	0	0	0
5	Filia Eric	5	5	0	0	0	1.000	0	0	0	0	0
24	Duran Jarren Willi	5	5	0	0	0	1.000	0	0	0	0	0
25	Frazier Todd Brian	5	2	3	0	1	1.000	0	0	0	0	0
28	LIBERATORE Matthew	3	1	2	0	1	1.000	0	0	0	0	0
48	Carter Anthony Sco	2	1	1	0	0	1.000	0	0	0	0	0
10	Forsythe Jr. John	1	0	1	0	1	1.000	0	0	0	0	0
33	Jackson JR Edwin	1	0	1	0	0	1.000	0	0	0	0	0
40	SPEER Ryan Joseph	1	0	1	0	0	1.000	0	0	0	0	0
22	Parrish Andrew Pat	1	1	0	0	0	1.000	0	0	0	0	0
21	LANE Trevor Michae	1	0	1	0	0	1.000	0	0	0	0	0
Totals		109	81	28	0	2	1.000	1	0	.000	0	0
Opponents		103	75	25	3	3	.971	0	2	1.000	0	0

**TEAM'S STATS - ESTADÍSTICAS DE EQUIPO**  
**(INCLUDING GAMES 1-14 - INCLUYENDO JUEGOS DEL 1 AL 14)**

 **VENEZUELA** **VEN**

(All Games, Sorted by Batting Avg)

Record: Tournament: 3-1 / Opening Round: 3-0 / Super round: 1-1

#	PLAYER	AVG	GP-GS	AB	R	H	2B	3B	HR	RBI	TB	SLG%	BB	HP	SO	GDP	OB%	SF	SH	SB-ATT
43	PEREZ ALVAREZ Carl	.533	4-4	15	4	8	1	0	2	6	15	1.000	2	0	0	0	.588	0	0	0-0
16	NORIEGA MUSSA Gabr	.500	1-0	2	1	1	0	0	0	0	1	.500	0	0	0	0	.500	0	0	0-0
31	PALMA MACHADO Alex	.357	4-4	14	1	5	0	0	0	0	5	.357	0	0	1	0	.357	0	0	0-0
14	PEREZ BOLIVAR Hern	.333	4-4	15	3	5	0	1	2	5	13	.867	2	0	3	0	.412	0	0	0-1
28	CHIRINOS GONZALEZ	.231	4-4	13	3	3	0	0	1	1	6	.462	3	1	5	0	.412	0	0	0-0
30	RINCONES Diego Ale	.200	4-4	15	1	3	0	0	1	1	6	.400	1	0	4	0	.250	0	0	0-0
3	HERNANDEZ RIVERA Y	.200	2-2	5	1	1	0	0	0	1	1	.200	2	0	1	0	.429	0	0	0-0
15	FLORES DEVIA Ramon	.182	4-4	11	0	2	1	0	0	1	3	.273	4	0	2	0	.400	0	1	0-0
22	CASTILLO ROQUE Ali	.133	4-4	15	0	2	1	0	0	0	3	.200	2	0	0	0	.235	0	0	1-3
5	QUERECUTO PEREZ Ju	.133	4-4	15	3	2	1	0	1	1	6	.400	2	0	4	1	.235	0	0	0-0
10	CABRERA MABARICUNA	.000	1-0	1	0	0	0	0	0	0	0	.000	0	0	0	0	.000	0	0	0-0
23	CASTRO PIRELA Luis	.000	2-2	6	1	0	0	0	0	0	0	.000	2	0	4	1	.250	0	0	0-0
Totals		.252		127	18	32	4	1	7	16	59	.465	20	1	24	2	.358	0	1	1-4
Opponents		.250		132	21	33	2	0	8	20	59	.447	15	5	31	5	.349	0	3	0-1

(All Games, Sorted by Earned Run Avg)

#	PLAYER	ERA	W-L	SV	IP	G	GS	CG	SHO	H	R	ER	BB	SO	2B	3B	HR	AB	B/Avg	WP	HP	BK	IBB	SHA	SFA
40	DIAZ PONCE Jhonath	0.00	1-1	0	3.1	2	1	0	0	5	3	0	3	3	1	0	0	13	.385	0	1	0	0	1	0
41	RONDON SEQUERA Dan	0.00	0-0	0	1.1	3	0	0	0	0	0	0	1	0	0	0	0	4	.000	0	0	0	0	0	0
42	GOMEZ GOMEZ Moises	0.00	1-0	1	1.2	3	0	0	0	1	0	0	2	3	0	0	0	6	.167	0	0	0	0	0	0
37	DE JESUS SANDOVAL	0.00	0-0	0	4.0	1	1	0	0	1	0	0	3	3	0	0	0	12	.083	0	0	0	0	1	0
26	MOSQUEDA HERNANDEZ	0.00	1-0	0	2.0	1	0	0	0	0	0	0	1	3	0	0	0	5	.000	0	0	0	0	0	0
29	CHIRINOS YEPEZ Har	0.00	0-0	0	2.0	1	0	0	0	0	0	0	0	4	0	0	0	6	.000	0	0	0	0	0	0
39	LEAL PLAZA Erick A	0.00	0-0	0	6.0	1	1	0	0	2	0	0	1	6	0	0	0	19	.105	0	1	0	0	0	0
12	ALMEIDA MENDOZA Ad	0.00	0-0	0	1.0	2	0	0	0	0	0	0	0	1	0	0	0	2	.000	0	0	0	0	0	0
33	CENTENO GUTIERREZ	5.40	0-0	0	5.0	2	0	0	0	4	3	3	1	6	0	0	1	19	.211	0	0	0	0	0	0
19	SANCHEZ OJEDA AnIb	6.75	0-0	0	4.0	1	1	0	0	8	3	3	1	2	1	0	1	18	.444	0	1	0	0	0	0
24	MACHADO ROMERO And	13.50	0-0	0	2.2	2	0	0	0	4	4	4	1	0	0	0	3	12	.333	0	0	0	0	0	0
25	SOTILLET RIVERO An	16.20	0-0	0	1.2	2	0	0	0	4	3	3	1	0	0	0	0	8	.500	0	0	0	0	1	0
20	MOYA BARRIOS Gabri	33.75	0-0	0	1.1	3	0	0	0	4	5	5	0	0	0	0	3	8	.500	0	2	0	0	0	0
Totals		4.50	3-1	1	36.0	4	4	0	0	33	21	18	15	31	2	0	8	132	.250	0	5	0	0	3	0
Opponents		4.76	1-3	0	34.0	4	4	0	0	32	18	18	20	24	4	1	7	127	.252	0	1	0	0	1	0

(All Games, Sorted by Fielding Pct)

#	PLAYER	C	PO	A	E	DP	FLD%	CSB	SBA	SBA%	CI	PB
28	CHIRINOS GONZALEZ	34	32	2	0	0	1.000	1	2	.667	0	0
14	PEREZ BOLIVAR Hern	23	17	6	0	2	1.000	0	0	0	0	0
22	CASTILLO ROQUE Ali	22	11	11	0	5	1.000	0	0	0	0	0
23	CASTRO PIRELA Luis	20	18	2	0	4	1.000	0	0	0	0	0
15	FLORES DEVIA Ramon	8	8	0	0	0	1.000	0	0	0	0	0
31	PALMA MACHADO Alex	8	6	2	0	0	1.000	0	0	0	0	0
30	RINCONES Diego Ale	7	7	0	0	0	1.000	0	0	0	0	0
33	CENTENO GUTIERREZ	2	1	1	0	0	1.000	0	0	0	0	0
19	SANCHEZ OJEDA AnIb	2	1	1	0	0	1.000	0	0	0	0	0
37	DE JESUS SANDOVAL	2	0	2	0	0	1.000	0	0	0	0	0
16	NORIEGA MUSSA Gabr	2	2	0	0	0	1.000	0	0	0	0	0
40	DIAZ PONCE Jhonath	1	0	1	0	0	1.000	0	0	0	0	0
24	MACHADO ROMERO And	1	0	1	0	0	1.000	0	0	0	0	0
25	SOTILLET RIVERO An	1	0	1	0	0	1.000	0	0	0	0	0
5	QUERECUTO PEREZ Ju	19	3	15	1	4	.947	0	0	0	0	0
3	HERNANDEZ RIVERA Y	5	1	2	2	0	.600	0	0	0	0	0
39	LEAL PLAZA Erick A	2	1	0	1	0	.500	0	0	0	0	0
Totals		159	108	47	4	5	.975	1	2	.667	0	0
Opponents		132	102	29	1	3	.992	3	1	.250	0	0

## TECHNICAL APPOINTMENTS – DESIGNACIONES TÉCNICAS

#	Hour Hora	Away Team Equipo Visitante	Home Team Equipo Local		UMPIRES Árbitros	SCORERS Anotadores Oficiales	TECHNICAL COMM. Comisarios Técnicos
15	13:00	 CAN	 DOM	HP	Jair FERNANDEZ (MEX)	Brian MOORE (USA)	Shari REINIGER (CAN)
Clover Park St. Lucie				1B	Ruben RAMOS (PUR)	Gabriel ALMARAZ (MEX)	Frank MARCOS (USA)
				2B	Ramiro ALFARO (COL)	Michael CRAIG (USA)	Enrique Burgos (PAN)
				3B	Christian MADERO (MEX)		
				CO	Elvin JIMENEZ (VEN)		

#	Hour Hora	Away Team Equipo Visitante	Home Team Equipo Local		UMPIRES Árbitros	SCORERS Anotadores Oficiales	TECHNICAL COMM. Comisarios Técnicos
16	19:00	 VEN	 USA	HP	Julio TIBABIJO (COL)	Gabriel ALMARAZ (MEX)	Shari REINIGER (CAN)
Clover Park St. Lucie				1B	Edwin HERNANDEZ (PUR)	Brian MOORE (USA)	Frank MARCOS (USA)
				2B	Fabrizio FABRIZI (ITA)	Michael CRAIG (USA)	Enrique Burgos (PAN)
				3B	Elvin JIMENEZ (VEN)		
				CO	Ramiro ALFARO (COL)		



## ABBREVIATIONS – ABREVIATURAS (IN ALPHABETICAL ORDER – EN ORDEN ALFABÉTICO)

HITTING – OFENSIVA			PITCHING – PITCHEO		
<b>2B</b>	Doubles	Dobles	<b>2B</b>	Doubles allowed	Dobles permitidos
<b>3B</b>	Triples	Triples	<b>3B</b>	Triples allowed	Triples permitidos
<b>AB</b>	At bats	Veces al bate	<b>AB</b>	At bats	Veces al bate
<b>AVG</b>	Batting average	Average de bateo	<b>B/Avg</b>	Opponent batting average	Average de bateo de los oponentes
<b>BB</b>	Base on balls	Base por bolas	<b>BK</b>	Balk	Balk
<b>GDP</b>	Grounded into double plays	Batazo para Doble Play	<b>BB</b>	Base on balls allowed	Bases por bolas concedidas
<b>G</b>	Games played	Juegos jugados	<b>CG</b>	Complete games	Juegos completo
<b>H</b>	Hits	Hits conectados	<b>ER</b>	Earned runs allowed	Carreras limpias permitidas
<b>HP</b>	Hit by pitch	Golpeado por el lanzador	<b>ERA</b>	Earned run average	Promedio de efectividad
<b>HR</b>	Homeruns	Cuadrangulares	<b>IBB</b>	Intentional base on balls allowed	Bases por bolas intencionales
<b>IBB</b>	Intentional base on balls	Base por bolas intencional	<b>GP</b>	Games pitched	Juegos lanzados
<b>OB%</b>	On base percentage	Promedio de embasado	<b>GS</b>	Games started	Juegos Iniciados
<b>R</b>	Runs scored	Carreras anotadas	<b>H</b>	Hits allowed	Hits permitidos
<b>RBI</b>	Runs batted in	Carreras impulsadas	<b>HP</b>	Hit by pitch	Golpeados por el lanzamiento
<b>SB / ATT</b>	Stolen bases / SB attempts	Baes Robadas / Intentos de robo	<b>HR</b>	Home runs allowed	Cuadrangulares permitidos
<b>SF</b>	Sacrifice flies	Sacrificio Fly	<b>IP</b>	Innings played	Entradas lanzadas
<b>SH</b>	Sacrifice hits	Toque de sacrificio	<b>R</b>	Runs allowed	Carreras permitidas
<b>SLG%</b>	Slugging percentage	Average de slugging	<b>SO</b>	Strikeouts	Ponches propinados
<b>SO</b>	Strikeouts	Ponches	<b>SFA</b>	Sacrifice flies allowed	Sacrificios fly permitidos
<b>TB</b>	Total bases	Total de bases alcanzadas por hit	<b>SHA</b>	Sacrifice hits allowed	Toques de sacrificio permitidos
			<b>SHO</b>	Shutouts / Combination shutouts	Blanqueos / Blanqueos combinados
			<b>SV</b>	Saves	Juegos salvados
			<b>W-L</b>	Wins/Losses	Juegos ganados/Perdidos
			<b>WP</b>	Wild pitches	Wild pitches

FIELDING – DEFENSA		
<b>A</b>	Assists	Asistencias
<b>C</b>	Chances	Total de lances
<b>CI</b>	Catcher's interference	Interferencia del receptor
<b>CSB</b>	Caught stealing (by pitcher and catcher)	Atrapado robando (del lanzador y del receptor)
<b>DP</b>	Double plays participated in	Participaciones en doble play
<b>E</b>	Errors	Errores
<b>FLD%</b>	Fielding percentage	Promedio de defensa
<b>PB</b>	Passed balls (catcher)	Passed ball (receptor)
<b>PO</b>	Putouts	Outs (Eliminaciones)
<b>SBA</b>	Stolen bases allowed (pitcher and catcher)	Robos permitidos (lanzador y receptor)
<b>SBA%</b>	Stolen bases against percentage (pitcher and catcher)	Promedio de robos permitidos (lanzador y receptor)