



WBSC

U-12
SOFTBALL
WORLD CUP®



TAINAN 2019

FINAL REPORT

30 JULY/JULIO 2019

DAILY REPORT REPORTE DIARIO

@WBSC #U12SoftballWorldCup

FOR THE TITLE OF
WORLD CHAMPION



No. 6 TPE



No. 15 CZE



No. 20 PER



No. 37 INA

FINAL TEAMS' RANKING POSICIÓN FINAL DE LOS EQUIPOS

1



CHINESE TAIPEI

2



PERU

3



CZECH REPUBLIC

4



INDONESIA

OFFICIALS – OFICIALES

TECHNICAL COMMISSION – COMISIÓN TÉCNICA

Technical Director – Director Técnico:  **Chet GREY (AUS)**

 **John MADDEN (USA)**

 **Cinzia MACHETTI (ITA)**

 **Heidi IP (HKG)**

 **Giovanni SANNA (ITA)**

 **Yu-Sung LIN (TPE)**

 **Tsih-Yang CHANG (TPE)**

UMPIRES – ÁRBITROS

Umpire Director – Director de Árbitros:  **Robert STANTON (CAN)**


 **Pablo ACOSTA (ARG)**


 **James ENGLISH (AUS)**

 **Mari JINNO (JPN)**

 **Angel ORTIZ (PUR)**

 **Nien-Tai WANG (TPE)**

 **Show-Ling WANG (TPE)**

 **Chih-Liang HUNG (TPE)**

 **Ming-Yi LIN (TPE)**

 **Ko-Chin YU (TPE)**

OFFICIAL SCORERS – ANOTADORES OFICIALES

Scorers Director – Director de Anotadores:  **Fabio ZACCARIA (ITA)**

 **Greta CRAIG (ITA)**

 **Michael CRAIG (USA)**

 **Andrés DE LEON (PAN)**

 **Natalie TODD (AUS)**

 **Feiko DROST (NED)**

 **Sy Chau CHANG (TPE)**

 **Yu-Wei HORNG (TPE)**

ROSTER



CHINESE TAIPEI

TPE

#	Player	POS	B/T	HT	WT	DOB	GEN
17	CHEN Chia-Yi	P	r/r	161	68	17/06/2007	F
9	CHIANG Hsiao-En	IF	r/r	160	50	04/03/2007	M
10	CHIU Yu-Hsin	OF	l/r	155	48	23/02/2007	F
2	CHIU Sheng-An	IF	r/r	145	43	20/11/2008	M
1	HUANG Yu-Chien	P	r/r	155	67	22/03/2007	F
5	KAO Chia-Yi	OF	l/r	150	49	23/11/2007	F
8	KO Hao-Che	IF/OF	l/r	148	40	12/08/2007	M
7	LI SIAO	IF	r/r	156	47	12/10/2007	M
20	LIN Wei-Chi	P	l/r	150	45	26/10/2007	F
15	LIN Ruo-Ya	P	l/r	150	60	06/11/2007	F
11	LIN Chih-Teng	OF	r/r	150	45	05/01/2007	M
6	SHIH Ai-Ling	OF	l/r	154	45	19/04/2007	F
14	SHIH Ming-Feng	IF	r/r	139	36	13/02/2009	M
21	TSAI Ching	IF	l/l	145	53	12/09/2007	M
22	WANG Hsin-Yen	OF	l/l	163	50	19/09/2007	F
30	ZENG Rui-En	C	r/r	163	90	05/05/2007	M

#	Name	POS
-	HUNG Jui-Hsiang	Coach
-	HUNG Chen-Ni	Coach
-	SHIH Jo-Han	Coach

ROSTER



CZECH REPUBLIC

CZE

#	Player	POS	B/T	HT	WT	DOB	GEN
5	BINTER Jakub	C/IF	r/r	150	40	06/11/2007	M
1	DRAGOUNOVÁ Rozálie	IF	r/r	145	39	30/07/2007	F
15	FORETOVÁ Amélie	P	l/r	175	68	06/06/2007	F
4	IŽOF Jakub	C/OF	r/r	147	36	31/05/2007	M
13	KOUBOVÁ Tereza	C/OF	r/r	165	62	05/03/2007	F
14	KRAJČOVÁ Nikola	P/IF	r/r	168	50	22/03/2007	F
6	MALČEKOVÁ Julie	P/OF	r/r	152	39	08/12/2007	F
3	MULAČ Jan	P/OF	r/r	146	39	30/09/2007	M
11	POŠÍK Jakub	C/OF	r/r	164	59	10/02/2007	M
10	ROLFESOVÁ Sára	IF	l/r	162	46	26/08/2007	F
7	SEDLÁČKOVÁ Viktorie	C/IF	r/r	155	45	19/07/2007	F
16	ŠPAČEK Adrien	P/OF	l/r	178	57	10/01/2007	M
2	SÝKORA Šimon	C/OF	l/r	145	39	07/02/2007	M
9	TŮMA Tadeáš	IF	r/r	156	43	15/12/2007	M
12	VIMROVÁ Adéla	P	r/r	165	60	14/10/2007	F
8	WASSERBAUER David	P/IF	r/r	155	42	06/02/2007	M

#	Name	POS
-	CHÝLOVÁ Jana	Coach
-	IŽOF Josef	Coach
-	KATZ Petr	Coach
-	KLEMPÍŘOVÁ Jana	Coach
-	STOLÍNOVÁ Hedvika	Bench Coach
-	WURMOVÁ Ivana	Coach

ROSTER



INDONESIA

INA

#	Player	POS	B/T	HT	WT	DOB	GEN
14	ADINATA Amanda	RF/IF/OF	r/r	155	49	07/10/2007	F
10	ARMAND Quiny	P/UTL	r/r	153	48	20/05/2009	F
8	ARNANTA Alino Asiwa	2B/IF/OF	r/r	144	44	12/08/2008	M
4	AZGA Samsara Putri	IF/OF	r/r	147	45	10/11/2008	F
12	BRACHMANTIO Muhamm.	3B/IF/OF	r/r	152	58	23/07/2008	M
9	BUDIANTO Naura Mazaya	1B/3B/IF	r/r	147	46	16/11/2007	F
1	HARMOKO Rashad	P/UTL	l/r	155	48	28/04/2007	M
7	KAMINI Sunshine Aqila	IF/OF	r/r	147	45	11/01/2008	F
5	LEMUEL Dylan	P/UTL	r/r	164	54	07/09/2007	M
13	MUZELLA Zia Oktyori	IF/OF	r/r	154	52	27/10/2007	F
2	NG Vittorio Chendra	C/UTL	r/r	145	44	14/07/2008	M
3	PRAWIRADILAGA Adika	P/UTL	r/r	164	68	26/01/2007	M
11	PUTRI Athaya Luna	IF/OF	r/r	149	51	24/11/2008	F
15	RACHMALLIA Sheila	IF/OF	r/r	149	49	08/05/2008	F
6	TJONDRONEGORO Arron	IF/OF	r/r	148	45	08/12/2008	M

#	Name	POS
-	ABRAHAM Anthoni	Coach
-	DERMAWAN Dikdik Fauzi	Coach

ROSTER



PERU





PER

#	Player	POS	B/T	HT	WT	DOB	GEN
12	BURRELL M. Laura Baru	P/SS/LF	l/r	0	0	26/03/2007	F
1	CHAMAYA R. Eddy Hassan	1B/RF/OF	l/l	0	0	22/12/2008	M
14	HIGA E. Valeria Mayumi	P/IF/OF	r/r	155	48	16/04/2008	F
5	KENASHIRO S. Natsuki	2B/3B/IF	r/r	0	0	17/03/2011	M
9	MATIAS A. Masiel Alexia	C/RF/OF	l/r	0	0	17/06/2008	F
10	MOLERO C. Ariana Shamira	P/LF/IF	r/r	0	0	17/09/2007	F
6	NAGAMINE N. Namie	C/UTL	l/r	0	0	10/07/2007	F
15	PANDO C. Joaquin Ernesto	1B/IF	r/r	0	0	08/09/2008	M
2	PERALTA L. Josue Ricardo	3B/IF/OF	l/r	0	0	03/04/2008	M
11	RETUERTO Z. Rubi Gissel	2B/RF/OF	l/r	0	0	29/09/2007	F
8	SHIBATA H. Ken Naoki	LF/CF/OF	r/r	0	0	10/08/2007	M
13	SHIMABUKURO K. Sebasti.	LF/RF/OF	r/r	0	0	24/11/2007	M
3	SILVA Y. Geyni Roonhy	C/SS/RF	l/r	0	0	22/10/2007	M
7	TOYAMA S. Daniel Takeshi	IF/OF	r/r	0	0	18/07/2008	M
4	TOYAMA S. Sofia Midori	LF/IF	r/r	0	0	18/07/2008	F
16	TSUKAZAN O. Emilia Sumi	P/IF/OF	l/r	0	0	20/04/2007	F

#	Name	POS
6	COELLO SALAZAR Katia	Manager/Head Coach
5	CASTELLANO M. Marianella	Pitching Coach
14	ENDO DE LA TORRE Vanessa	1B Coach

OPENING ROUND – RONDA DE APERTURA

STANDINGS – POSICIÓN DE EQUIPOS

RK	TEAM – EQUIPO	GP	W	L	AVG	GB
1	 CHINESE TAIPEI	6	6	0	1.000	-
2	 PERÚ	6	4	2	.667	2
3	 CZECH REPUBLIC	6	2	4	.333	4
4	 INDONESIA	6	0	6	.000	6

The Teams are placed according the Tournament Regulations for the WBSC.

Los equipos son ordenados en atención a los Reglamentos Oficiales de la WBSC.

OPENING ROUND – RONDA DE APERTURA

SCHEDULE AND RESULTS – CALENDARIO Y RESULTADOS

TEAMS – EQUIPOS

 CHINESE TAIPEI

 CZECH REPUBLIC

 PERÚ

 INDONESIA

FRIDAY JULY 26 – VIERNES 26 DE JULIO, 2019

#	Hour Hora	Stadium Campo	Away Team Equipo Visitante	Home Team Equipo Local	Score	Inn
1	10:00	Gueiren Baseball Stadium	 PERÚ	 CZECH REPUBLIC	1-0	
2	13:00	Gueiren Baseball Stadium	 INDONESIA	 CHINESE TAIPEI	0-16	3
 OPENING CEREMONY – CEREMONIA INAUGURAL						

SATURDAY JULY 27 – SÁBADO 27 DE JULIO, 2019

#	Hour Hora	Stadium Campo	Away Team Equipo Visitante	Home Team Equipo Local	Score	Inn
3	10:00	Gueiren Baseball Stadium	 INDONESIA	 CZECH REPUBLIC	0-9	
4	12:00	Gueiren Baseball Stadium	 CHINESE TAIPEI	 PERÚ	8-0	
5	14:00	Gueiren Baseball Stadium	 CZECH REPUBLIC	 INDONESIA	7-0	
6	16:00	Gueiren Baseball Stadium	 PERÚ	 CHINESE TAIPEI	0-10	4

SUNDAY JULY 28 – DOMINGO 28 DE JULIO, 2019

#	Hour Hora	Stadium Campo	Away Team Equipo Visitante	Home Team Equipo Local	Score	Inn
7	10:00	Gueiren Baseball Stadium	 PERÚ	 INDONESIA	10-3	
8	12:00	Gueiren Baseball Stadium	 CZECH REPUBLIC	 CHINESE TAIPEI	0-8	
9	14:00	Gueiren Baseball Stadium	 INDONESIA	 PERÚ	POST.	
10	16:00	Gueiren Baseball Stadium	 CHINESE TAIPEI	 CZECH REPUBLIC	POST	

OPENING ROUND – RONDA DE APERTURA

SCHEDULE AND RESULTS – CALENDARIO Y RESULTADOS

MONDAY JULY 29 – LUNES 29 DE JULIO, 2019

#	Hour Hora	Stadium Campo	Away Team Equipo Visitante	Home Team Equipo Local	Score	Inn
9	10:00	Gueiren Baseball Stadium	 INDONESIA	 PERÚ	0-5	
10	11:45	Gueiren Baseball Stadium	 CHINESE TAIPEI	 CZECH REPUBLIC	12-2	5
11	14:00	Gueiren Baseball Stadium	 CZECH REPUBLIC	 PERÚ	0-1	
12	16:00	Gueiren Baseball Stadium	 CHINESE TAIPEI	 INDONESIA	17-2	4

Local time in Chinese Taipei / Hora local en China Taipéi

GAME SUMMARY - RESULTADO DEL JUEGO 01



PERU – CZECH REPUBLIC



Peru 1, Czech Republic 0

Jul 26, 2019 at Tainan (TPE) (Gueiren Baseball Stadium)

Peru.....001 00 - 1 1 1
Czech Republic.....000 00 - 0 4 2

Peru 1

PLAYER	AB	R	H	BI	2B	3B	HR	BB	SB	CS	HP	SH	SF	SO	IBB	KL	GDP	PO	A	E
RETUERTO ZAPATA Rubi rf	3	0	0	0	0	0	0	0	0	0	0	0	0	1	0	0	0	0	0	0
PERALTA LOPEZ Josue 3b	1	0	0	0	0	0	0	1	0	0	0	0	0	1	0	0	0	1	0	0
NAGAMINE NAKASONE Na c	2	0	0	0	0	0	0	0	0	0	0	0	0	2	0	1	0	6	0	0
SHIBATA HIGA Ken Nao cf	2	0	0	0	0	0	0	0	0	0	0	0	0	1	0	1	0	0	2	0
HIGA ENDO Valeria Ma ss	2	0	0	0	0	0	0	0	0	0	0	0	0	1	0	1	0	1	1	0
TOYAMA SHIROMA Danie 2b	2	0	0	0	0	0	0	0	0	0	0	0	0	2	0	0	0	3	1	0
MOLERO CHAVEZ Ariana lf	1	1	0	0	0	0	0	1	0	0	0	0	0	0	0	0	0	0	0	0
PANDO CASTRO Joaquin lb	2	0	0	0	0	0	0	0	0	0	0	0	0	1	0	1	0	4	0	1
TSUKAZAN OLIDEN Emil p	2	0	1	0	0	0	0	0	0	0	0	0	0	1	0	1	0	0	1	0
BURRELL MORENO Laura dh	0	0	0	0	0	0	0	1	0	0	0	0	0	0	0	0	0	0	0	0
SHIMABUKURO KUDO Seb dh	1	0	0	0	0	0	0	0	0	0	0	0	0	1	0	0	0	0	0	0
Totals	18	1	1	0	0	0	0	3	0	0	0	0	0	11	0	5	0	15	5	1

Czech Republic 0

PLAYER	AB	R	H	BI	2B	3B	HR	BB	SB	CS	HP	SH	SF	SO	IBB	KL	GDP	PO	A	E
SYKORA Simon ss	2	0	1	0	0	0	0	0	0	0	0	0	0	1	0	0	0	0	0	0
KRAJSOVA Nikola lf/2b	1	0	0	0	0	0	0	1	0	0	0	0	0	0	0	0	0	1	0	0
SPASEK Adrien p	2	0	1	0	0	0	0	0	1	0	0	0	0	0	0	0	0	1	2	1
MULAS Jan p	0	0	0	0	0	0	0	0	0	0	0	0	0	0	0	0	0	0	1	0
KOUBOVA Tereza 2b/lf	2	0	0	0	0	0	0	0	0	0	0	0	0	1	0	0	0	0	0	1
TSMATA Tadea cf	2	0	0	0	0	0	0	0	0	0	0	0	0	2	0	0	0	0	0	0
FORETOVA Amelie lb	2	0	0	0	0	0	0	0	0	0	0	0	0	1	0	0	0	2	0	0
POSIK Jakub c	1	0	0	0	0	0	0	0	0	0	0	0	0	0	0	0	0	11	0	0
ISOF Jakub ph	1	0	0	0	0	0	0	0	0	0	0	0	0	0	0	0	0	0	0	0
ROLFESOVA Sara rf	2	0	1	0	0	0	0	0	0	0	0	0	0	1	0	0	0	0	0	0
DRAGOUNOVA Rozalie pr	0	0	0	0	0	0	0	0	0	0	0	0	0	0	0	0	0	0	0	0
WASSERBAUER David 3b	2	0	1	0	0	0	0	0	0	0	0	0	0	0	0	0	0	0	0	0
SEDLASKOVA Viktorie dh	1	0	0	0	0	0	0	0	0	0	0	0	0	0	0	0	0	0	0	0
Totals	18	0	4	0	0	0	0	1	1	0	0	0	0	6	0	0	0	15	3	2

Peru	IP	H	R	ER	BB	SO	WP	HP	IP	IBB	SH	SF	2B	3B	HR	AB	BF	FO	GO	NP
TSUKAZAN OLIDEN Emil W,1-0	5.0	4	0	0	1	6	0	0	0	0	0	0	0	0	0	18	19	3	4	73

Czech Republic	IP	H	R	ER	BB	SO	WP	HP	IP	IBB	SH	SF	2B	3B	HR	AB	BF	FO	GO	NP
SPASEK Adrien L,0-1	4.0	0	1	0	2	9	1	0	0	0	0	0	0	0	0	14	16	2	1	68
MULAS Jan	1.0	1	0	0	1	2	0	0	0	0	0	0	0	0	0	4	5	0	1	16

Start: 10:02 Time: 1:17 Attendance: 60 Weather: 30° Degrees, Cloudy

Umpires: HP-WANG Show-Ling (TPE), 1B-WANG Nien-Tai (TPE), 2B-LIN Ming-Yi (TPE), 3B-HUNG Chih-Liang (TPE)

TC: MACHETTI Cinzia (ITA), MADDEN John (USA)

Scorers: DE LEON Andrés (PAN), CRAIG Greta (ITA), CHANG Sy-Chau (TPE),

GAME SUMMARY - RESULTADO DEL JUEGO 02



INDONESIA – CHINESE TAIPEI



Chinese Taipei 16, Indonesia 0

Jul 26, 2019 at Tainan (TPE) (Gueiren Baseball Stadium)

Indonesia.....000 - 0 1 9
Chinese Taipei.....79X - 16 8 0

Indonesia 0

PLAYER	AB	R	H	BI	2B	3B	HR	BB	SB	CS	HP	SH	SF	SO	IBB	KL	GDP	PO	A	E
BUDIANTO Naura Mazay cf/lf	1	0	0	0	0	0	0	0	0	0	0	0	0	1	0	0	0	0	0	0
PUTRI Athaya Luna lf	0	0	0	0	0	0	0	0	0	0	0	0	0	0	0	0	0	0	0	0
HARMOKO Rashad Khalf lf/cf	1	0	0	0	0	0	0	0	0	0	0	0	0	1	0	0	0	0	0	0
ARNANTA Alino Asiwa cf/2b	0	0	0	0	0	0	0	0	0	0	0	0	0	0	0	0	0	0	0	1
AZGA Samsara Putri 2b	1	0	0	0	0	0	0	0	0	0	0	0	0	1	0	0	0	0	1	0
MUZELLA Zia Oktyori 2b/cf	0	0	0	0	0	0	0	0	0	0	0	0	0	0	0	0	0	0	0	1
PRAWIRADILAGA Adika 3b	1	0	0	0	0	0	0	0	0	0	0	0	0	0	0	0	0	0	0	1
BRACHMANTIO Muhammad 3b	0	0	0	0	0	0	0	0	0	0	0	0	0	0	0	0	0	0	0	0
RACHMALLIA Sheila Wi rf	1	0	0	0	0	0	0	0	0	0	0	0	0	1	0	0	0	0	0	1
ADINATA Amanda Laxmi rf	0	0	0	0	0	0	0	0	0	0	0	0	0	0	0	0	0	0	0	1
NG Vittorio Chendra c	1	0	0	0	0	0	0	0	0	0	0	0	0	1	0	0	0	1	0	1
KAMINI Sunshine Aqil dh	1	0	0	0	0	0	0	0	0	0	0	0	0	0	0	0	0	0	0	0
TJONDRONEGORO Arron ss	1	0	1	0	0	0	0	0	0	0	0	0	0	0	0	0	0	3	0	0
ARMAND Quiny Alisyaw p	1	0	0	0	0	0	0	0	0	0	0	0	0	0	0	0	0	1	0	3
LEMUEL Dylan lb	1	0	0	0	0	0	0	0	0	0	0	0	0	1	0	1	0	1	0	0
Totals	10	0	1	0	0	0	0	0	0	0	0	0	0	6	0	1	0	6	1	9

Chinese Taipei 16

PLAYER	AB	R	H	BI	2B	3B	HR	BB	SB	CS	HP	SH	SF	SO	IBB	KL	GDP	PO	A	E
CHIU Yu-Hsin 2b	3	2	2	2	2	0	0	0	0	0	0	0	0	0	0	0	0	1	0	0
CHIANG Hsiao-En c	3	3	2	0	0	0	0	0	0	0	0	0	0	0	0	0	0	6	0	0
SHIH Ai-Ling rf	3	1	1	1	0	1	0	0	0	0	0	0	0	0	0	0	0	0	0	0
KAO Chia-Yi rf	0	0	0	0	0	0	0	0	0	0	0	0	0	0	0	0	0	0	0	0
ZENG Rui-En lb	1	1	0	0	0	0	0	1	0	0	1	0	0	0	0	0	0	1	0	0
SHIH Ming-Feng pr	0	1	0	0	0	0	0	0	0	0	0	0	0	0	0	0	0	0	0	0
TSAI Ching lb	0	0	0	0	0	0	0	0	0	0	0	0	0	0	0	0	0	0	0	0
LIN Wei-Chi lf	2	1	1	1	0	0	0	0	1	0	0	0	0	0	0	0	0	0	0	0
LIN Ruo-Ya lf	0	0	0	0	0	0	0	0	0	0	0	0	0	0	0	0	0	0	0	0
KO Hao-Che cf	2	2	1	2	0	0	0	1	0	0	0	0	0	0	0	0	0	0	0	0
HUANG Yu-Chien p	2	1	0	0	0	0	0	0	0	0	0	0	0	0	0	0	0	0	0	0
CHEN Chia-Yi p	0	0	0	0	0	0	0	0	0	0	0	0	0	0	0	0	0	0	1	0
LIN Chih-Teng ss/3b	2	2	1	0	0	0	0	2	0	0	0	0	0	0	0	0	0	0	1	0
CHIU Sheng-An 3b	0	0	0	0	0	0	0	0	0	0	0	0	0	0	0	0	0	0	1	0
WANG Hsin-Yen dh	1	1	0	0	0	0	0	1	0	0	0	0	0	0	0	0	0	0	0	0
LI SIAO 3b/ss	0	1	0	0	0	0	0	2	0	0	0	0	0	0	0	0	0	1	0	0
Totals	19	16	8	6	2	1	0	4	4	0	1	0	0	0	0	0	0	9	3	0

Indonesia	IP	H	R	ER	BB	SO	WP	HP	IP	IBB	SH	SF	2B	3B	HR	AB	BF	FO	GO	NP
ARMAND Quiny Alisyaw L,0-1	2.0	8	16	5	4	0	5	1	2	0	0	0	2	1	0	19	24	4	1	93

Chinese Taipei	IP	H	R	ER	BB	SO	WP	HP	IP	IBB	SH	SF	2B	3B	HR	AB	BF	FO	GO	NP
HUANG Yu-Chien W,1-0	2.0	0	0	0	0	5	0	0	0	0	0	0	0	0	0	6	6	0	1	27
CHEN Chia-Yi	1.0	1	0	0	0	1	0	0	0	0	0	0	0	0	0	4	4	0	2	9

Start: 13:00 Time: 1:04 Attendance: 50 Weather: 31° C Sunny

Umpires: HP-ENGLISH James (AUS), 1B-ORTIZ Angel (PUR), 2B-JINNO Mari (JPN), 3B-ACOSTA Pablo (ARG)
TC: SANNA Giovanni (ITA), IP Heidi (HKG)
Scorers: CRAIG Greta (ITA), MICHAEL Craig (USA), HORNG Yu-Wei (TPE)

GAME SUMMARY - RESULTADO DEL JUEGO 03



INDONESIA – CZECH REPUBLIC



Czech Republic 9, Indonesia 0

Jul 27, 2019 at Tainan (TPE) (Gueiren Baseball Stadium)

Indonesia.....000 00 - 0 0 2
Czech Republic.....054 0X - 9 9 0

Indonesia 0

PLAYER	AB	R	H	BI	2B	3B	HR	BB	SB	CS	HP	SH	SF	SO	IBB	KL	GDP	PO	A	E
TJONDRONEGORO Arron ss	2	0	0	0	0	0	0	0	0	0	0	0	0	1	0	0	0	3	3	0
KAMINI Sunshine Aqil 2b	1	0	0	0	0	0	0	0	0	0	0	0	0	1	0	0	0	0	3	1
AZGA Samsara Putri 2b	1	0	0	0	0	0	0	0	0	0	0	0	0	0	0	0	0	2	1	0
BRACHMANTIO Muhammad 3b	1	0	0	0	0	0	0	0	0	0	0	0	0	1	0	0	0	1	0	0
HARMOKO Rashad Khalf 3b	1	0	0	0	0	0	0	0	0	0	0	0	0	0	0	0	0	0	1	0
PUTRI Athaya Luna lf	1	0	0	0	0	0	0	0	0	0	0	0	0	1	0	0	0	0	0	0
RACHMALLIA Sheila Wi lf	1	0	0	0	0	0	0	0	0	0	0	0	0	1	0	0	0	0	0	0
PRAWIRADILAGA Adika 1b	1	0	0	0	0	0	0	0	0	0	0	0	0	0	0	0	0	3	1	1
LEMUEL Dylan 1b	1	0	0	0	0	0	0	0	0	0	0	0	0	0	0	0	0	2	0	0
MUZELLA Zia Oktyori rf	2	0	0	0	0	0	0	0	0	0	0	0	0	2	0	1	0	0	0	0
NG Vittorio Chendra c	1	0	0	0	0	0	0	0	0	0	0	0	0	1	0	0	0	1	0	0
ADINATA Amanda Laxmi dh	1	0	0	0	0	0	0	0	0	0	0	0	0	1	0	0	0	0	0	0
BUDIANTO Naura Mazay dh	0	0	0	0	0	0	0	0	0	0	0	0	0	0	0	0	0	0	0	0
ARNANTA Alino Asiwa cf	0	0	0	0	0	0	0	0	0	0	0	1	0	0	0	0	0	0	0	0
ARMAND Quiny Alisyaw p	1	0	0	0	0	0	0	0	0	0	0	0	0	1	0	0	0	0	1	0
Totals	15	0	0	0	0	0	0	0	0	0	0	1	0	10	0	1	0	12	10	2

Czech Republic 9

PLAYER	AB	R	H	BI	2B	3B	HR	BB	SB	CS	HP	SH	SF	SO	IBB	KL	GDP	PO	A	E
SYKORA Simon c	2	1	1	1	0	0	0	1	0	0	0	0	0	0	0	0	0	8	1	0
KRAJSOVA Nikola ss	3	0	0	0	0	0	0	0	1	0	0	0	0	0	0	0	0	1	1	0
SPASEK Adrien cf	3	0	2	0	0	0	0	0	0	0	0	0	0	0	0	0	0	0	0	0
FORETOVA Amelie 1b	3	1	1	0	0	0	0	0	0	0	0	0	0	0	0	0	0	4	1	0
ISOF Jakub 2b	2	1	1	0	0	0	0	1	0	0	0	0	0	0	0	0	0	2	0	0
VIMROVA Adela lf	0	0	0	0	0	0	0	1	0	0	0	0	0	0	0	0	0	0	0	0
MALSEKOVA Julie lf	1	1	0	0	0	0	0	1	0	0	0	0	0	0	0	0	0	0	0	0
BINTER Jakub 3b	2	2	1	1	0	0	0	0	0	0	0	0	0	0	0	0	0	0	0	0
KOUBOVA Tereza dh	2	1	1	1	0	0	0	1	0	0	0	0	0	0	0	0	0	0	0	0
MULAS Jan p	2	1	1	2	0	0	0	0	0	0	0	0	0	0	0	0	0	0	1	0
WASSERBAUER David p	0	0	0	0	0	0	0	0	0	0	0	0	0	0	0	0	0	0	0	0
DRAGOUNOVA Rozalie rf	2	1	1	0	0	0	0	0	1	0	0	0	0	0	0	0	0	0	0	0
Totals	22	9	9	5	0	0	0	4	3	0	0	0	0	0	0	0	0	15	4	0

Indonesia	IP	H	R	ER	BB	SO	WP	HP	IP	IBB	SH	SF	2B	3B	HR	AB	BF	FO	GO	NP
ARMAND Quiny Alisyaw L,0-2	4.0	9	9	4	4	0	2	0	0	0	0	0	0	0	0	22	26	4	7	61

Czech Republic	IP	H	R	ER	BB	SO	WP	HP	IP	IBB	SH	SF	2B	3B	HR	AB	BF	FO	GO	NP
MULAS Jan W,1-0	3.0	0	0	0	0	8	2	0	2	0	1	0	0	0	0	9	10	1	1	41
WASSERBAUER David SV,1	2.0	0	0	0	0	2	0	0	0	0	0	0	0	0	0	6	6	0	4	25

Start: 10:00 Time: 1:34 Attendance: 40 Weather: Partly cloudy

Umpires: HP-YU Ko-Chin (TPE), 1B-LIN Ming-Yi (TPE), 2B-WANG Show-Ling (TPE), 3B-WANG Nien-Tai (TPE)
TC: SANNA Giovanni (ITA), CHANG Tsih-Yang (TPE)
Scorers: DE LEÓN Andrés (PAN), DROST Feiko (NED), HORNG Yu-Wei (TPE),

GAME SUMMARY - RESULTADO DEL JUEGO 04



CHINESE TAIPEI – PERU



Chinese Taipei 8, Peru 0

Jul 27, 2019 at Tainan (TPE) (Gueiren Baseball Stadium)

Chinese Taipei.....120 50 - 8 7 1
Peru.....000 00 - 0 1 1

Chinese Taipei 8

PLAYER	AB	R	H	BI	2B	3B	HR	BB	SB	CS	HP	SH	SF	SO	IBB	KL	GDP	PO	A	E
CHIU Yu-Hsin 2b	2	0	1	0	0	0	0	1	1	0	0	0	0	1	0	1	0	2	2	0
CHIANG Hsiao-En c/1b	3	2	1	4	0	0	1	0	1	0	0	0	0	0	0	0	0	5	0	0
SHIH Ai-Ling rf	3	0	0	0	0	0	0	0	0	0	0	0	0	0	0	0	0	0	1	0
ZENG Rui-En 1b	2	0	1	1	0	0	0	0	0	0	0	0	0	0	0	0	0	3	1	0
TSAI Ching 1b/c	1	0	0	0	0	0	0	0	0	0	0	0	0	0	0	0	0	3	0	0
KAO Chia-Yi lf	2	0	0	0	0	0	0	1	0	0	0	0	0	2	0	0	0	0	0	0
KO Hao-Che cf	2	1	1	0	0	0	0	1	0	0	0	0	0	0	0	0	0	0	0	0
CHEN Chia-Yi p	1	2	1	0	0	0	0	0	0	0	1	0	0	0	0	0	0	0	0	1
LIN Wei-Chi p	1	0	0	0	0	0	0	0	1	0	0	0	0	0	0	0	0	0	0	0
LIN Chih-Teng 3b	0	1	0	0	0	0	0	1	0	0	0	0	0	0	0	0	0	1	0	0
CHIU Sheng-An ph/3b	2	1	1	0	0	0	0	0	0	0	0	0	0	0	0	0	0	0	0	0
WANG Hsin-Yen dh	1	0	0	0	0	0	0	0	0	0	0	0	0	1	0	1	0	0	0	0
HUANG Yu-Chien ph	1	1	1	1	0	0	0	0	0	0	0	0	0	0	0	0	0	0	0	0
LI SIAO ss	1	0	0	0	0	0	0	0	0	0	0	0	0	1	0	1	0	1	3	0
SHIH Ming-Feng ph	1	0	0	0	0	0	0	0	0	0	0	0	0	0	0	0	0	0	0	0
Totals	23	8	7	6	0	0	1	4	3	0	1	0	0	5	0	3	0	15	7	1

Peru 0

PLAYER	AB	R	H	BI	2B	3B	HR	BB	SB	CS	HP	SH	SF	SO	IBB	KL	GDP	PO	A	E
RETUERTO ZAPATA Rubi rf	2	0	1	0	1	0	0	0	0	0	0	0	0	0	0	0	0	1	0	0
PERALTA LOPEZ Josue 3b	1	0	0	0	0	0	0	1	0	0	0	0	0	0	0	0	0	0	0	0
NAGAMINE NAKASONE Na c	1	0	0	0	0	0	0	1	0	0	0	0	0	0	0	0	0	6	0	0
SHIBATA HIGA Ken Nao cf	1	0	0	0	0	0	0	1	0	0	0	0	0	0	0	0	0	0	0	0
HIGA ENDO Valeria Ma p	0	0	0	0	0	0	0	1	0	0	0	0	0	0	0	0	0	0	1	0
BURRELL MORENO Laura lf	0	0	0	0	0	0	0	0	0	0	0	1	0	0	0	0	0	0	0	0
TOYAMA SHIROMA Danie ss	2	0	0	0	0	0	0	0	0	0	0	0	0	1	0	0	0	1	1	1
MOLERO CHAVEZ Ariana 2b	2	0	0	0	0	0	0	0	0	0	0	0	0	2	0	1	0	1	2	0
PANDO CASTRO Joaquin 1b	2	0	0	0	0	0	0	0	0	0	0	0	0	0	0	0	0	5	0	0
TSUKAZAN OLIDEN Emil lf/p	0	0	0	0	0	0	0	0	0	0	0	0	0	0	0	0	0	0	0	0
TOYAMA SHIROMA Sofia lf	2	0	0	0	0	0	0	0	0	0	0	0	0	1	0	0	0	1	0	0
CHAMAYA RONCEROS Edd dh	2	0	0	0	0	0	0	0	0	0	0	0	0	2	0	0	0	0	0	0
Totals	15	0	1	0	1	0	0	4	0	0	0	1	0	6	0	1	0	15	4	1

Chinese Taipei	IP	H	R	ER	BB	SO	WP	HP	IP	IBB	SH	SF	2B	3B	HR	AB	BF	FO	GO	NP
CHEN Chia-Yi W,1-0	3.0	1	0	0	1	3	0	0	0	0	1	0	1	0	0	9	11	1	3	40
LIN Wei-Chi	2.0	0	0	0	3	3	0	0	0	0	0	0	0	0	0	6	9	1	2	38

Peru	IP	H	R	ER	BB	SO	WP	HP	IP	IBB	SH	SF	2B	3B	HR	AB	BF	FO	GO	NP
HIGA ENDO Valeria Ma L,0-1	4.0	6	8	8	4	3	0	1	0	0	0	0	0	0	1	19	24	4	5	87
TSUKAZAN OLIDEN Emil	1.0	1	0	0	0	2	1	0	0	0	0	0	0	0	0	4	4	1	0	18

Start: 12:00 Time: 1:42 Attendance: 100 Weather: Sunny

Umpires: HP-JINNO Mari (JPN), 1B-ENGLISH James (AUS), 2B-ACOSTA Pablo (ARG), 3B-ORTIZ Angel (PUR)
TC: MADDEN John (USA), IP Heidi (HKG)
Scorers: DROST Feiko (NED), DE LEÓN Andrés (PAN), HORNG Yu-Wei (TPE),

GAME SUMMARY - RESULTADO DEL JUEGO 05



CZECH REPUBLIC – INDONESIA



Czech Republic 7, Indonesia 0

Jul 27, 2019 at Tainan (TPE) (Gueiren Baseball Stadium)

Czech Republic.....022 12 - 7 11 0
Indonesia.....000 00 - 0 3 4

Czech Republic 7

PLAYER	AB	R	H	BI	2B	3B	HR	BB	SB	CS	HP	SH	SF	SO	IBB	KL	GDP	PO	A	E
SEDLASKOVA Viktorie ss	2	2	0	0	0	0	0	1	1	0	0	0	0	0	0	0	0	1	0	0
WASSERBAUER David 3b	3	1	2	1	0	0	0	0	0	0	0	0	0	0	0	0	0	1	0	0
KRAJSOVA Nikola p	2	0	1	2	0	0	0	1	1	0	0	0	0	0	0	0	0	0	2	0
POSIK Jakub c	3	0	1	0	0	0	0	0	0	0	0	0	0	0	0	0	0	5	1	0
FORETOVA Amelie dh	3	1	2	0	0	0	0	0	0	0	0	0	0	0	0	0	0	0	0	0
SPASEK Adrien lb	3	2	3	0	0	0	0	0	0	0	0	0	0	0	0	0	0	7	0	0
KOUBOVA Tereza lf	2	0	0	0	0	0	0	0	0	0	0	0	0	0	0	0	0	0	0	0
DRAGONOVA Rozalie lf	1	0	0	0	0	0	0	0	0	0	0	0	0	0	0	0	0	0	0	0
ISOF Jakub cf	2	0	1	1	0	0	0	0	0	0	0	0	0	0	0	0	0	0	0	0
MULAS Jan cf	0	0	0	0	0	0	0	0	0	0	0	0	0	0	0	0	0	0	0	0
ROLFESOVA Sara rf	1	0	0	0	0	0	0	0	0	0	0	0	0	0	0	0	0	0	0	0
MALSEKOVA Julie rf	1	0	0	0	0	0	0	0	0	0	0	0	0	0	0	0	0	0	0	0
T SMA Tadeas 2b	2	1	1	0	1	0	0	0	1	0	0	0	0	0	0	0	0	1	3	0
Totals	25	7	11	4	1	0	0	2	3	0	0	0	0	0	0	0	0	15	6	0

Indonesia 0

PLAYER	AB	R	H	BI	2B	3B	HR	BB	SB	CS	HP	SH	SF	SO	IBB	KL	GDP	PO	A	E
HARMOKO Rashad Khalf 3b	2	0	1	0	0	0	0	0	0	0	0	0	0	0	0	0	0	2	3	2
KAMINI Sunshine Aqil cf	2	0	0	0	0	0	0	0	0	0	0	0	0	1	0	0	0	0	1	1
TJONDRONEGORO Arron ss	1	0	0	0	0	0	0	0	0	0	0	1	0	0	0	0	0	3	2	0
BUDIANTO Naura Mazay rf	1	0	0	0	0	0	0	0	0	0	1	0	0	0	0	0	0	0	0	0
MUZELLA Zia Oktyori pr	0	0	0	0	0	0	0	0	0	0	0	0	0	0	0	0	0	0	0	0
PRAWIRADILAGA Adika c	2	0	2	0	0	0	0	0	1	1	0	0	0	0	0	0	0	0	0	0
RACHMALLIA Sheila Wi lf	1	0	0	0	0	0	0	0	0	0	0	0	0	1	0	0	0	0	0	0
PUTRI Athaya Luna lf	1	0	0	0	0	0	0	0	0	0	0	0	0	1	0	0	0	0	0	0
NG Vittorio Chendra 2b	1	0	0	0	0	0	0	0	0	0	0	0	0	0	0	0	0	4	1	0
ARNANTA Alino Asiwa 2b	1	0	0	0	0	0	0	0	0	0	0	0	0	0	0	0	0	0	0	0
AZGA Samsara Putri dh	1	0	0	0	0	0	0	1	0	0	0	0	0	1	0	0	0	0	0	0
LEMUEL Dylan lb	1	0	0	0	0	0	0	0	0	0	0	0	0	0	0	0	0	3	0	1
BRACHMANTIO Muhammad lb	0	0	0	0	0	0	0	0	0	0	0	0	0	0	0	0	0	3	0	0
ARMAND Quiny Alisyaw p	1	0	0	0	0	0	0	0	0	0	0	0	0	1	0	1	0	0	0	0
Totals	15	0	3	0	0	0	0	1	1	1	1	1	0	5	0	1	0	15	7	4

Czech Republic	IP	H	R	ER	BB	SO	WP	HP	IP	IBB	SH	SF	2B	3B	HR	AB	BF	FO	GO	NP
KRAJSOVA Nikola W,1-0	5.0	3	0	0	1	5	1	1	0	0	1	0	0	0	0	15	18	1	7	51

Indonesia	IP	H	R	ER	BB	SO	WP	HP	IP	IBB	SH	SF	2B	3B	HR	AB	BF	FO	GO	NP
ARMAND Quiny Alisyaw L,0-3	5.0	11	7	2	2	0	0	0	1	0	0	0	1	0	0	25	27	8	5	70

Start: 13:54 Time: 1:01 Attendance: 100 Weather: 30° C, Mostly Cloudy

Umpires: HP-HUNG Chih-Liang (TPE), 1B-WANG Show-Ling (TPE), 2B-YU Ko-Chin (TPE), 3B-LIN Ming-Yi (TPE)
TC: MACHETTI Cinzia (ITA), LIN Yu-Sung (TPE)
Scorers: CRAIG Michael (USA), CRAIG Greta (ITA), CHANG Sy-Chau (TPE)

GAME SUMMARY - RESULTADO DEL JUEGO 06



PERU – CHINESE TAIPEI



Chinese Taipei 10, Peru 0

Jul 27, 2019 at Tainan (TPE) (Gueiren Baseball Stadium)

Peru.....000 0 - 0 1 1
Chinese Taipei.....024 4 - 10 11 0

Peru 0

PLAYER	AB	R	H	BI	2B	3B	HR	BB	SB	CS	HP	SH	SF	SO	IBB	KL	GDP	PO	A	E
RETUERTO ZAPATA Rubi rf	2	0	0	0	0	0	0	0	0	0	0	0	0	1	0	1	0	0	1	0
PERALTA LOPEZ Josue 3b	2	0	1	0	0	0	0	0	0	0	0	0	0	1	0	1	0	2	0	0
NAGAMINE NAKASONE Na c	2	0	0	0	0	0	0	0	0	0	0	0	0	0	0	0	0	3	1	0
SHIBATA HIGA Ken Nao cf	2	0	0	0	0	0	0	0	0	0	0	0	0	2	0	0	0	0	0	1
HIGA ENDO Valeria Ma ss	2	0	0	0	0	0	0	0	0	0	0	0	0	0	0	0	0	0	1	0
TOYAMA SHIROMA Danie 2b	1	0	0	0	0	0	0	0	0	0	0	0	0	1	0	0	0	2	1	0
BURRELL MORENO Laura lf	0	0	0	0	0	0	0	1	0	0	0	0	0	0	0	0	0	0	0	0
PANDO CASTRO Joaquin 1b	1	0	0	0	0	0	0	0	0	0	0	0	0	1	0	1	0	3	0	0
TSUKAZAN OLIDEN Emil p	1	0	0	0	0	0	0	0	0	0	0	0	0	1	0	0	0	0	1	0
SHIMABUKURO KUDO Seb dh	0	0	0	0	0	0	0	1	0	0	0	0	0	0	0	0	0	0	0	0
Totals	13	0	1	0	0	0	0	2	0	0	0	0	0	7	0	3	0	10	5	1

Chinese Taipei 10

PLAYER	AB	R	H	BI	2B	3B	HR	BB	SB	CS	HP	SH	SF	SO	IBB	KL	GDP	PO	A	E
CHIU Yu-Hsin 2b	3	2	1	1	0	0	0	0	1	0	0	0	0	1	0	0	0	1	0	0
TSAI Ching c	3	2	1	2	0	0	0	0	2	0	0	0	0	0	0	0	0	7	0	0
SHIH Ai-Ling rf	2	0	0	0	0	0	0	1	0	0	0	0	0	1	0	0	0	0	1	0
ZENG Rui-En 1b	3	1	2	2	0	1	0	0	0	0	0	0	0	0	0	0	0	4	0	0
WANG Hsin-Yen dh	1	1	1	1	0	0	0	1	0	0	0	0	0	0	0	0	0	0	0	0
KO Hao-Che cf	2	2	2	2	1	0	1	0	0	0	0	0	0	0	0	0	0	0	0	0
HUANG Yu-Chien p	2	0	1	0	0	0	0	0	0	0	0	0	0	0	0	0	0	0	2	0
LI SIAO ss	1	0	1	0	0	0	0	1	0	0	0	0	0	0	0	0	0	0	1	0
LIN Ruo-Ya lf	1	0	0	0	0	0	0	0	0	0	0	0	0	1	0	0	0	0	0	0
KAO Chia-Yi ph/lf	1	1	1	0	0	0	0	0	0	0	0	0	0	0	0	0	0	0	0	0
CHIU Sheng-An 3b	2	1	1	0	0	0	0	0	1	0	0	0	0	0	0	0	0	0	1	0
Totals	21	10	11	8	1	1	1	3	4	0	0	0	0	3	0	0	0	12	5	0

Peru	IP	H	R	ER	BB	SO	WP	HP	IP	IBB	SH	SF	2B	3B	HR	AB	BF	FO	GO	NP
TSUKAZAN OLIDEN Emil L,1-1	3.1	11	10	9	3	3	0	0	1	0	0	0	1	1	1	21	24	2	5	87

Chinese Taipei	IP	H	R	ER	BB	SO	WP	HP	IP	IBB	SH	SF	2B	3B	HR	AB	BF	FO	GO	NP
HUANG Yu-Chien W,2-0	4.0	1	0	0	2	7	1	0	0	0	0	0	0	0	0	13	15	0	5	63

Umpires: HP-ACOSTA Pablo (ARG), 1B-ORTIZ Angel (PUR), 2B-ENGLISH James (AUS), 3B-JINNO Mari (JPN)
 TC: SANNA Giovanni (ITA), MADDEN John (USA)
 Scorers: CRAIG Greta (ITA), CRAIG Michael (USA), CHANG Sy-Chau (TPE),
 Start: 15:54 Time: 1:06 Attendance: 70 Weather: 28°C Mostly Cloudy

GAME SUMMARY - RESULTADO DEL JUEGO 07



PERU- INDONESIA



Peru 10, Indonesia 3 - Composite Box Score
Jul 28, 2019 at Tainan (TPE) (Gueiren Baseball Stadium)

Peru.....060 22 - 10 14 0
Indonesia.....003 00 - 3 5 4

Peru 10

PLAYER	AB	R	H	BI	2B	3B	HR	BB	SB	CS	HP	SH	SF	SO	IBB	KL	GDP	PO	A	E
RETUERTO ZAPATA Rubi rf	3	1	2	1	0	0	0	0	1	0	0	0	0	0	0	0	0	0	0	0
PERALTA LOPEZ Josue 3b	2	0	0	1	0	0	0	1	0	0	0	0	0	0	0	0	0	1	1	0
NAGAMINE NAKASONE Na c	3	0	2	1	0	0	0	0	0	0	0	0	0	0	0	0	0	7	0	0
SHIBATA HIGA Ken Nao cf	3	1	1	0	0	0	0	0	1	0	0	0	0	0	0	0	0	1	0	0
HIGA ENDO Valeria Ma p	3	1	1	0	0	0	0	1	0	0	0	0	0	0	0	0	0	1	0	0
TOYAMA SHIROMA Danie ss	3	1	2	0	0	0	0	2	0	0	0	0	0	0	0	0	0	0	2	0
MOLERO CHAVEZ Ariana 2b	3	2	2	1	0	0	0	0	0	0	0	0	0	0	0	0	0	1	2	0
PANDO CASTRO Joaquin 1b	2	1	1	2	1	0	0	1	0	0	0	0	0	0	0	0	0	4	0	0
TSUKAZAN OLIDEN Emil lf	1	1	1	2	0	0	0	1	0	0	0	0	0	0	0	0	0	0	0	0
BURRELL MORENO Laura lf	2	0	1	0	0	0	0	0	0	0	0	0	0	0	0	0	0	0	0	0
SHIMABUKURO KUDO Seb dh	3	2	1	1	0	0	0	0	2	0	0	0	0	0	0	0	0	0	0	0
Totals	28	10	14	9	1	0	0	2	8	0	0	0	0	0	0	0	0	15	5	0

Indonesia 3

PLAYER	AB	R	H	BI	2B	3B	HR	BB	SB	CS	HP	SH	SF	SO	IBB	KL	GDP	PO	A	E
HARMOKO Rashad Khalf p	2	1	2	2	0	1	0	0	1	0	0	0	0	0	0	0	0	1	2	0
PUTRI Athaya Luna lf	2	0	0	0	0	0	0	0	0	0	0	0	0	2	0	0	0	0	0	0
PRAWIRADILAGA Adika 3b	2	0	0	0	0	0	0	0	0	0	0	0	0	0	0	0	0	0	0	0
ARNANTA Alino Asiwa 3b/2b	0	0	0	0	0	0	0	0	0	0	0	0	0	0	0	0	0	1	0	1
AZGA Samsara Putri cf	2	0	0	0	0	0	0	0	0	0	0	0	0	0	0	0	0	0	1	0
BRACHMANTIO Muhammad 1b	2	0	0	0	0	0	0	0	0	0	0	0	0	0	0	0	0	2	1	0
LEMUEL Dylan 1b	0	0	0	0	0	0	0	0	0	0	0	0	0	0	0	0	0	1	0	1
MUZELLA Zia Oktyori rf	1	0	0	0	0	0	0	0	0	0	0	0	0	1	0	1	0	0	1	0
RACHMALLIA Sheila Wi rf	1	0	0	0	0	0	0	0	0	0	0	0	0	1	0	1	0	0	0	0
NG Vittorio Chendra c	1	0	0	0	0	0	0	0	0	0	0	0	0	0	0	0	0	3	0	0
BUDIANTO Naura Mazay c	1	0	1	0	0	0	0	0	0	0	0	0	0	0	0	0	0	0	0	0
KAMINI Sunshine Aqil 2b/3b	1	1	1	0	0	0	0	0	0	0	0	1	0	0	0	0	0	4	3	1
TJONDRONEGORO Arron ss	2	1	1	0	0	0	0	0	0	0	0	0	0	0	0	0	0	3	3	1
ADINATA Amanda Laxmi dh	2	0	0	0	0	0	0	0	0	0	0	0	0	2	0	0	0	0	0	0
Totals	19	3	5	2	0	1	0	0	1	0	0	1	0	6	0	2	0	15	11	4

Peru	IP	H	R	ER	BB	SO	WP	HP	IP	IBB	SH	SF	2B	3B	HR	AB	BF	FO	GO	NP
HIGA ENDO Valeria Ma W,1-1	5.0	5	3	3	0	6	0	0	0	0	1	0	0	1	0	19	20	4	5	63

Indonesia	IP	H	R	ER	BB	SO	WP	HP	IP	IBB	SH	SF	2B	3B	HR	AB	BF	FO	GO	NP
HARMOKO Rashad Khalf L,0-1	5.0	14	10	8	2	0	0	0	0	0	0	0	1	0	0	28	30	5	5	68

Start: 10:00 Time: 1:04 Attendance: 60 Weather: 29° C Mostly Cloudy

Umpires: HP-LIN Ming-Yi (TPE), 1B-HUNG Chih-Liang (TPE), 2B-WANG Nien-Tai (TPE), 3B-YU Ko-Chin (TPE)
TC: MADDEN John (USA), LIN Yu-Sung (TPE)
Scorers: CRAIG Michael (USA), DE LEÓN Andrés (PAN), CHANG Sy-Chau (TPE),

GAME SUMMARY - RESULTADO DEL JUEGO 08



CZECH REPUBLIC- CHINESE TAIPEI



Chinese Taipei 8, Czech Republic 0 - Composite Box Score
Jul 28, 2019 at Tainan (TPE) (Gueiren Baseball Stadium)

Czech Republic.....000 00 - 0 1 2
Chinese Taipei.....205 1X - 8 8 0

Czech Republic 0

PLAYER	AB	R	H	BI	2B	3B	HR	BB	SB	CS	HP	SH	SF	SO	IBB	KL	GDP	PO	A	E
MULAS Jan ss	2	0	0	0	0	0	0	0	0	0	0	0	0	2	0	1	0	1	0	0
KRAJSOVA Nikola 1b	2	0	0	0	0	0	0	0	0	0	0	0	0	1	0	1	0	3	0	1
WASSERBAUER David p	1	0	0	0	0	0	0	0	0	0	0	0	0	0	0	0	0	0	2	0
SPASEK Adrien p	1	0	0	0	0	0	0	0	0	0	0	0	0	0	0	0	0	0	0	0
FORETOVA Amelie lf	2	0	0	0	0	0	0	0	0	0	0	0	0	0	0	0	0	1	0	1
SYKORA Simon c	1	0	0	0	0	0	0	1	0	0	0	0	0	0	0	0	0	6	0	0
DRAGOUNOVA Rozalie 2b	2	0	1	0	0	0	0	0	0	0	0	0	0	1	0	0	0	0	1	0
BINTER Jakub 3b	2	0	0	0	0	0	0	0	0	0	0	0	0	1	0	0	0	0	1	0
SEDLASKOVA Viktorie rf	1	0	0	0	0	0	0	0	0	0	0	0	0	0	0	0	0	1	0	0
TSMÁ Tadeáš cf	1	0	0	0	0	0	0	0	0	0	0	0	0	1	0	1	0	0	0	0
ROLFESOVA Sara dh	1	0	0	0	0	0	0	0	0	0	0	0	0	0	0	0	0	0	0	0
Totals	16	0	1	0	0	0	0	1	0	0	0	0	0	6	0	3	0	12	4	2

Chinese Taipei 8

PLAYER	AB	R	H	BI	2B	3B	HR	BB	SB	CS	HP	SH	SF	SO	IBB	KL	GDP	PO	A	E
CHIU Yu-Hsin 2b	2	2	2	0	0	0	0	1	3	0	0	0	0	0	0	0	0	1	0	0
CHIANG Hsiao-En ss	3	1	1	2	0	0	0	0	1	0	0	0	0	1	0	1	0	0	1	0
LIN Wei-Chi rf	3	1	1	1	0	0	0	0	0	0	0	0	0	1	0	0	0	0	0	0
ZENG Rui-En c	3	1	1	0	1	0	0	0	0	0	0	0	0	0	0	0	0	5	2	0
KAO Chia-Yi lf	2	1	1	1	0	1	0	0	0	0	0	0	0	1	0	0	0	0	0	0
KO Hao-Che cf	2	0	1	1	0	0	0	0	2	0	0	0	0	0	0	0	0	0	0	0
HUANG Yu-Chien p	1	0	0	0	0	0	0	1	0	0	0	0	0	1	0	1	0	0	5	0
TSAI Ching 1b	2	0	0	0	0	0	0	0	0	0	0	0	0	1	0	1	0	9	0	0
WANG Hsin-Yen dh	1	0	0	0	0	0	0	0	0	0	0	0	0	0	0	0	0	0	0	0
CHEN Chia-Yi ph	0	1	0	0	0	0	0	0	1	0	1	0	0	0	0	0	0	0	0	0
LIN Chih-Teng 3b	2	1	1	0	0	0	0	0	1	0	0	0	0	1	0	0	0	0	2	0
Totals	21	8	8	5	1	1	0	2	8	0	1	0	0	6	0	3	0	15	10	0

Czech Republic	IP	H	R	ER	BB	SO	WP	HP	IP	IBB	SH	SF	2B	3B	HR	AB	BF	FO	GO	NP
WASSERBAUER David L,0-1	2.1	3	5	4	2	3	4	0	1	0	0	0	0	0	0	11	13	2	2	67
SPASEK Adrien	1.2	5	3	3	0	3	0	1	0	0	0	0	1	1	0	10	11	1	1	43

Chinese Taipei	IP	H	R	ER	BB	SO	WP	HP	IP	IBB	SH	SF	2B	3B	HR	AB	BF	FO	GO	NP
HUANG Yu-Chien W,3-0	5.0	1	0	0	1	6	1	0	0	0	0	0	0	0	0	16	17	0	9	59

Start: 12:00 Time: 1:24 Attendance: 60 Weather: 29° C Partly Cloudy

Umpires: HP-ACOSTA Pablo (ARG), 1B-JINNO Mari (JPN), 2B-ORTIZ Angel (PUR), 3B-ENGLISH James (AUS)
TC: MACHETTI Cinzia (ITA), IP Heidi (HKG)
Scorers: DE LEÓN Andrés (PAN), CRAIG Michael (USA), CHANG Sy-Chau (TPE),

GAME SUMMARY - RESULTADO DEL JUEGO 09



INDONESIA- PERU



Peru 5, Indonesia 0 - Composite Box Score

Jul 29, 2019 at Tainan (TPE) (Gueiren Baseball Stadium)

Indonesia.....000 00 - 0 3 2
Peru.....032 0X - 5 3 0

Indonesia 0

PLAYER	AB	R	H	BI	2B	3B	HR	BB	SB	CS	HP	SH	SF	SO	IBB	KL	GDP	PO	A	E
HARMOKO Rashad Khalf 3b	2	0	1	0	0	0	0	0	1	0	0	0	0	0	0	0	0	1	0	0
KAMINI Sunshine Aqil cf	2	0	0	0	0	0	0	0	0	0	0	0	0	2	0	1	0	1	0	0
PRAWIRADILAGA Adika 1b	1	0	1	0	0	0	0	0	0	0	1	0	0	0	0	0	0	4	1	0
BRACHMANTIO Muhammad 1b	0	0	0	0	0	0	0	0	0	0	0	0	0	0	0	0	0	1	2	0
BUDIANTO Naura Mazay lf	1	0	1	0	0	0	0	0	0	0	1	0	0	0	0	0	0	0	0	0
TJONDRONEGORO Arron ss	2	0	0	0	0	0	0	0	0	0	0	0	0	2	0	0	0	1	3	0
AZGA Samsara Putri rf	2	0	0	0	0	0	0	0	0	0	0	0	0	2	0	0	0	0	0	0
ADINATA Amanda Laxmi rf	0	0	0	0	0	0	0	0	0	0	0	0	0	0	0	0	0	0	0	0
NG Vittorio Chendra c	3	0	0	0	0	0	0	0	0	0	0	0	0	1	0	0	0	1	0	0
RACHMALLIA Sheila Wi dh	2	0	0	0	0	0	0	0	0	0	0	0	0	2	0	0	0	0	0	0
PUTRI Athaya Luna dh	1	0	0	0	0	0	0	0	0	0	0	0	0	1	0	1	0	0	0	0
ARNANTA Alino Asiya 2b	2	0	0	0	0	0	0	0	0	0	0	0	0	2	0	0	0	3	2	1
LEMUEL Dylan 2b	0	0	0	0	0	0	0	0	0	0	0	0	0	0	0	0	0	0	0	0
ARMAND Quiny Alisyaw p	1	0	0	0	0	0	0	0	0	0	0	0	0	1	0	0	0	0	0	1
Totals	19	0	3	0	0	0	0	0	1	0	2	0	0	13	0	2	0	12	8	2

Peru 5

PLAYER	AB	R	H	BI	2B	3B	HR	BB	SB	CS	HP	SH	SF	SO	IBB	KL	GDP	PO	A	E
SHIMABUKURO KUDO Seb lf	2	0	2	1	0	0	0	1	1	0	0	0	0	0	0	0	0	0	0	0
RETUERTO ZAPATA Rubi rf	3	0	0	0	0	0	0	0	0	0	0	0	0	0	0	0	0	0	0	0
SHIBATA HIGA Ken Nao cf	3	0	0	0	0	0	0	0	0	0	0	0	0	0	0	0	0	0	0	0
NAGAMINE NAKASONE Na c	1	0	0	0	0	0	1	0	0	0	0	0	0	0	0	0	0	13	0	0
TOYAMA SHIROMA Danie 2b/ss	2	1	1	1	0	0	1	0	0	0	0	0	0	0	0	0	0	0	1	0
HIGA ENDO Valeria Ma ss/p	0	2	0	0	0	0	0	2	2	0	0	0	0	0	0	0	0	0	1	0
PANDO CASTRO Joaquin 1b	0	1	0	0	0	0	0	2	0	0	0	0	0	0	0	0	0	2	0	0
TSUKAZAN OLIDEN Emil p	1	0	0	0	0	0	0	0	0	0	0	0	0	0	0	0	0	0	0	0
MOLERO CHAVEZ Ariana p/2b	1	0	0	0	0	0	0	0	1	0	0	0	0	0	0	0	0	0	0	0
CHAMAYA RONCEROS Edd dh	1	1	0	1	0	0	0	0	0	0	1	0	0	0	0	0	0	0	0	0
TOYAMA SHIROMA Sofia 3b	1	0	0	0	0	0	0	0	0	0	1	0	0	0	0	0	0	0	0	0
Totals	15	5	3	3	0	0	1	6	4	0	0	2	0	0	0	0	0	15	2	0

Indonesia	IP	H	R	ER	BB	SO	WP	HP	IP	IBB	SH	SF	2B	3B	HR	AB	BF	FO	GO	NP
ARMAND Quiny Alisyaw L,0-4	4.0	3	5	2	6	0	1	0	0	0	2	0	0	0	1	15	23	5	7	84

Peru	IP	H	R	ER	BB	SO	WP	HP	IP	IBB	SH	SF	2B	3B	HR	AB	BF	FO	GO	NP
TSUKAZAN OLIDEN Emil	2.0	2	0	0	0	5	0	1	0	0	0	0	0	0	0	8	9	0	1	32
HIGA ENDO Valeria Ma W,2-1	3.0	1	0	0	0	7	0	1	0	0	0	0	0	0	0	10	11	1	1	39

Start: 14:00 Time: 1h 8min Attendance: 20 Weather: 32°C, Cloudy

Umpires: HP-WANG Nien-Tai (TPE), 1B-LIN Ming-Yi (TPE), 2B-HUNG Chih-Liang (TPE), 3B-WANG Show-Ling (TPE)

TC: SANNA Giovanni (ITA), CHANG Tsih-Yang (TPE)

Scorers: HORNG Yu-Wei (TPE), CRAIG Greta (ITA), DROST Feiko (NED),

GAME SUMMARY - RESULTADO DEL JUEGO 10



CHINESE TAIPEI- CZECH REPUBLIC



Chinese Taipei 12, Czech Republic 2 - Composite Box Score
Jul 29, 2019 at Tainan (TPE) (Gueiren Baseball Stadium)

Chinese Taipei.....263 01 - 12 9 0
Czech Republic.....002 00 - 2 1 2

Chinese Taipei 12

PLAYER	AB	R	H	BI	2B	3B	HR	BB	SB	CS	HP	SH	SF	SO	IBB	KL	GDP	PO	A	E
CHIU Yu-Hsin 2b	3	3	2	2	0	0	0	1	0	0	0	0	0	1	0	0	0	1	4	0
CHIANG Hsiao-En c	3	4	3	2	0	1	0	1	0	0	0	0	0	0	0	0	0	3	1	0
SHIH Ai-Ling rf	2	0	0	0	0	0	0	2	1	1	0	0	0	0	0	0	0	0	0	0
ZENG Rui-En 1b	2	0	1	2	1	0	0	0	0	0	1	0	0	0	0	0	0	7	0	0
SHIH Ming-Feng pr	0	1	0	0	0	0	0	0	0	0	0	0	0	0	0	0	0	0	0	0
TSAI Ching ph/lb	0	0	0	1	0	0	0	1	0	0	0	0	0	0	0	0	0	1	0	0
CHEN Chia-Yi p	1	0	0	2	0	0	0	2	0	0	0	0	0	0	0	0	0	0	1	0
LIN Ruo-Ya p	0	0	0	0	0	0	0	1	0	0	0	0	0	0	0	0	0	0	0	0
KO Hao-Che cf	3	0	1	1	0	0	0	1	0	0	0	0	0	0	0	0	0	1	0	0
LIN Wei-Chi lf	4	0	0	0	0	0	0	0	0	0	0	0	0	2	0	1	0	0	1	0
LIN Chih-Teng ss	1	1	0	0	0	0	0	0	0	0	0	0	0	0	0	0	0	1	0	0
LI SIAO ph/ss	3	0	0	0	0	0	0	0	0	0	0	0	1	0	0	0	0	1	0	0
KAO Chia-Yi dh	2	2	2	0	1	0	0	1	1	0	0	0	0	0	0	0	0	0	0	0
CHIU Sheng-An 3b	2	1	0	0	0	0	0	1	1	0	0	0	0	0	0	0	0	0	2	0
Totals	26	12	9	10	2	1	0	11	3	1	1	0	0	4	0	1	0	15	9	0

Czech Republic 2

PLAYER	AB	R	H	BI	2B	3B	HR	BB	SB	CS	HP	SH	SF	SO	IBB	KL	GDP	PO	A	E
BINTER Jakub c	2	0	0	1	0	0	0	0	0	1	0	0	0	0	0	0	0	7	0	0
FORETOVA Amelie p/rf	2	0	0	0	0	0	0	0	0	0	0	0	0	0	0	0	0	0	1	0
WASSERBAUER David rf/p	1	0	0	0	0	0	0	0	0	0	0	0	0	0	0	0	0	0	0	1
MULAS Jan p	1	0	0	0	0	0	0	0	0	0	0	0	0	0	0	0	0	1	1	0
SPASEK Adrien p	0	0	0	0	0	0	0	0	0	0	0	0	0	0	0	0	0	0	1	0
ROLFESOVA Sara 1b	2	0	1	0	0	0	0	0	1	0	0	0	0	0	0	0	0	4	0	0
ISOF Jakub cf/2b	2	0	0	0	0	0	0	0	0	0	0	0	1	0	0	0	0	0	2	0
DRAGOUNOVA Rozalie 2b	1	0	0	0	0	0	0	0	0	0	0	0	0	0	0	0	0	0	0	0
SEDLASKOVA Viktorie 2b/cf	1	0	0	0	0	0	0	0	0	0	0	0	0	1	0	0	0	0	0	0
POSIK Jakub dh	1	1	0	0	0	0	1	0	0	0	0	0	0	0	0	0	0	0	0	0
MALSEKOVA Julie 3b	2	0	0	0	0	0	0	0	0	0	0	0	1	0	0	0	0	1	0	1
TSMATA Tadea S ss	0	1	0	0	0	0	0	0	0	1	0	0	0	0	0	0	0	2	1	0
VIMROVA Adela lf	0	0	0	0	0	0	0	1	0	0	0	0	0	0	0	0	0	0	0	0
Totals	15	2	1	1	0	0	0	2	1	1	1	0	0	3	0	0	0	15	6	2

Chinese Taipei	IP	H	R	ER	BB	SO	WP	HP	IP	IBB	SH	SF	2B	3B	HR	AB	BF	FO	GO	NP
CHEN Chia-Yi	2.0	0	0	0	0	0	0	0	0	0	0	0	0	0	0	6	6	1	5	12
LIN Ruo-Ya W,1-0	3.0	1	2	2	2	3	2	1	0	0	0	0	0	0	0	9	12	1	4	47

Czech Republic	IP	H	R	ER	BB	SO	WP	HP	IP	IBB	SH	SF	2B	3B	HR	AB	BF	FO	GO	NP
FORETOVA Amelie L,0-1	1.1	4	7	4	3	1	2	0	2	0	0	0	0	1	0	9	12	1	2	47
WASSERBAUER David	1.0	1	3	1	3	1	1	1	0	0	0	0	0	0	0	5	9	1	1	31
MULAS Jan	1.2	3	1	0	2	2	0	0	0	0	0	0	2	0	0	8	10	0	3	40
SPASEK Adrien	1.0	1	1	1	3	0	0	0	0	0	0	0	0	0	0	4	7	0	3	25

Start: 11:45 Time: 1:44 Attendance: 50 Weather: 33° C Sunny

Umpires: HP-JINNO Mari (JPN), 1B-ORTIZ Angel (PUR), 2B-ACOSTA Pablo (ARG), 3B-ENGLISH James (AUS)
TC: MACHETTI Cinzia (ITA), IP Heidi (HKG)
Scorers: DE LEÓN Andrés (PAN), CRAIG Michael (USA), HORNG Yu-Wei (TPE)

GAME SUMMARY - RESULTADO DEL JUEGO 11



CZECH REPUBLIC – PERU



Peru 1, Czech Republic 0 - Composite Box Score
Jul 29, 2019 at Tainan (TPE) (Gueiren Baseball Stadium)

Czech Republic.....000 00 - 0 3 1
Peru.....000 1X - 1 0 1

Czech Republic 0

PLAYER	AB	R	H	BI	2B	3B	HR	BB	SB	CS	HP	SH	SF	SO	IBB	KL	GDP	PO	A	E
SYKORA Simon ss	2	0	0	0	0	0	0	1	0	0	0	0	0	1	0	0	0	0	0	0
ROLFESOVA Sara lf	2	0	1	0	0	0	0	0	0	0	0	0	0	1	0	0	0	0	0	0
SPASEK Adrien p	2	0	1	0	0	0	0	0	1	0	0	0	0	0	0	0	0	0	0	4
KRAJSOVA Nikola 1b	2	0	0	0	0	0	0	0	0	0	0	0	0	1	0	0	0	2	1	1
WASSERBAUER David 3b	2	0	0	0	0	0	0	0	0	0	0	0	0	0	0	0	0	0	1	0
DRAGOUNOVA Rozalie dh	2	0	0	0	0	0	0	0	0	0	0	0	0	0	0	0	0	0	0	0
POSIK Jakub c	1	0	1	0	0	0	0	0	0	0	1	0	0	0	0	0	0	6	0	0
FORETOVA Amelie cf	2	0	0	0	0	0	0	0	0	0	0	0	0	2	0	1	0	0	0	0
T SMA TadeaS 2b	1	0	0	0	0	0	0	0	0	0	0	0	0	0	0	0	0	4	0	0
ISOF Jakub ph	1	0	0	0	0	0	0	0	0	0	0	0	0	0	0	0	0	0	0	0
SEDLASKOVA Viktorie rf	2	0	0	0	0	0	0	0	0	0	0	0	0	1	0	0	0	0	0	0
Totals	19	0	3	0	0	0	0	1	1	0	1	0	0	6	0	1	0	12	6	1

Peru 1

PLAYER	AB	R	H	BI	2B	3B	HR	BB	SB	CS	HP	SH	SF	SO	IBB	KL	GDP	PO	A	E
RETUERTO ZAPATA Rubi rf	2	0	0	0	0	0	0	0	0	0	0	0	0	1	0	0	0	0	0	0
PERALTA LOPEZ Josue 3b	1	1	0	0	0	0	0	1	1	0	0	0	0	0	0	0	0	0	0	0
NAGAMINE NAKASONE Na c	0	0	0	0	0	0	0	1	0	0	0	1	0	0	0	0	0	6	1	0
SHIBATA HIGA Ken Nao cf	1	0	0	0	0	0	0	0	0	0	0	1	0	1	0	0	0	4	0	0
HIGA ENDO Valeria Ma ss	2	0	0	0	0	0	0	1	0	0	0	0	0	0	0	0	0	0	0	1
TOYAMA SHIROMA Danie 2b	2	0	0	0	0	0	0	0	0	0	0	0	0	1	0	0	0	2	1	0
BURRELL MORENO Laura lf	2	0	0	0	0	0	0	0	0	0	0	0	0	1	0	0	0	0	0	0
PANDO CASTRO Joaquin 1b	0	0	0	0	0	0	0	1	0	0	0	0	0	0	0	0	0	3	0	0
SILVA YARLEQUE Geyni pr	0	0	0	0	0	0	0	0	0	0	0	0	0	0	0	0	0	0	0	0
TSUKAZAN OLIDEN Emil p	1	0	0	0	0	0	0	0	0	0	0	0	0	1	0	0	0	0	1	0
SHIMABUKURO KUDO Seb dh	0	0	0	0	0	0	0	0	0	0	0	1	0	0	0	0	0	0	0	0
Totals	11	1	0	0	0	0	0	3	2	0	0	3	0	5	0	0	0	15	3	1

Czech Republic	IP	H	R	ER	BB	SO	WP	HP	IP	IBB	SH	SF	2B	3B	HR	AB	BF	FO	GO	NP
SPASEK Adrien L,0-2	4.0	0	1	0	3	5	1	0	0	0	3	0	0	0	0	11	17	1	7	66

Peru	IP	H	R	ER	BB	SO	WP	HP	IP	IBB	SH	SF	2B	3B	HR	AB	BF	FO	GO	NP
TSUKAZAN OLIDEN Emil W,2-1	5.0	3	0	0	1	6	0	1	0	0	0	0	0	0	0	19	21	5	5	76

Start: 14:00 Time: 1:10 Attendance: 80 Weather: 32 °C Sunny

Umpires: HP-ENGLISH James (AUS), 1B-JINNO Mari (JPN), 2B-ACOSTA Pablo (ARG), 3B-ORTIZ Angel (PUR)
TC: SANNA Giovanni (ITA), CHANG Tsih-Yang (TPE), LIN Yu-Sung (TPE)
Scorers: CRAIG Greta (ITA), CRAIG Michael (USA), CHANG Sy-Chau (TPE),

GAME SUMMARY - RESULTADO DEL JUEGO 12



CHINESE TAIPEI- INDONESIA



Chinese Taipei 17, Indonesia 2 - Composite Box Score
Jul 29, 2019 at Tainan (TPE) (Gueiren Baseball Stadium)

Chinese Taipei.....454 4 - 17 19 0
Indonesia.....000 2 - 2 2 3

Chinese Taipei 17

PLAYER	AB	R	H	BI	2B	3B	HR	BB	SB	CS	HP	SH	SF	SO	IBB	KL	GDP	PO	A	E
CHIU Yu-Hsin 2b	4	3	3	1	1	0	0	0	2	0	0	0	0	0	0	0	0	2	0	0
CHIANG Hsiao-En c	3	3	3	5	0	0	1	0	2	0	0	1	0	0	0	0	0	3	0	0
LIN Ruo-Ya rf	4	1	2	2	2	0	0	0	1	0	0	0	0	1	0	0	0	0	0	0
TSAI Ching 1b	3	1	1	2	0	0	0	0	1	0	0	0	0	0	0	0	0	2	1	0
CHEN Chia-Yi lf	3	0	1	0	0	0	0	0	0	0	0	0	0	0	0	0	0	0	0	0
SHIH Ming-Feng cf	3	2	2	2	0	1	0	0	0	0	0	0	0	0	0	0	0	1	0	0
LIN Wei-Chi p	3	0	0	0	0	0	0	0	1	0	0	0	0	0	0	0	0	1	0	0
WANG Hsin-Yen p	0	0	0	0	0	0	0	0	0	0	0	0	0	0	0	0	0	0	0	0
LIN Chih-Teng ss	3	2	2	1	0	1	0	0	0	0	0	0	1	0	1	0	0	2	0	0
KAO Chia-Yi dh	3	3	2	2	0	0	0	0	1	0	0	0	0	0	0	0	0	0	0	0
CHIU Sheng-An 3b	3	2	3	1	0	1	0	0	1	0	0	0	0	0	0	0	0	1	1	0
Totals	32	17	19	16	3	3	1	0	9	0	0	1	0	2	0	1	0	12	2	0

Indonesia 2

PLAYER	AB	R	H	BI	2B	3B	HR	BB	SB	CS	HP	SH	SF	SO	IBB	KL	GDP	PO	A	E
HARMOKO Rashad Khalf p	2	0	1	0	0	0	0	0	0	0	0	0	0	0	0	0	0	2	1	0
KAMINI Sunshine Aqil 3b	2	0	0	0	0	0	0	0	0	0	0	0	0	0	0	0	0	1	2	0
ADINATA Amanda Laxmi ph	0	1	0	0	0	0	0	1	0	0	0	0	0	0	0	0	0	0	0	0
LEMUEL Dylan cf/lf	2	1	1	0	1	0	0	0	0	0	0	0	0	0	0	0	0	0	1	0
AZGA Samsara Putri 2b	1	0	0	0	0	0	0	0	0	0	0	0	0	0	0	0	0	1	1	1
RACHMALLIA Sheila Wi 2b	0	0	0	0	0	0	0	1	0	0	0	0	0	0	0	0	0	1	0	0
ARNANTA Alino Asiwa dh	1	0	0	1	0	0	0	1	0	0	0	0	0	0	0	0	0	0	0	0
PUTRI Athaya Luna lf/cf	1	0	0	0	0	0	0	0	0	0	1	0	0	1	0	0	0	0	1	2
BRACHMANTIO Muhammad 1b	1	0	0	0	0	0	0	1	0	0	0	0	0	0	0	0	0	3	0	0
BUDIANTO Naura Mazay c	2	0	0	0	0	0	0	0	0	0	0	0	0	0	0	0	0	3	0	0
TJONDRONEGORO Arron ss	1	0	0	0	0	0	0	0	0	0	0	0	0	0	0	0	0	1	1	0
MUZELLA Zia Oktyori rf	1	0	0	0	0	0	0	0	0	0	0	0	0	1	0	0	0	0	0	0
ARMAND Quiny Alisyaw rf	0	0	0	0	0	0	0	0	0	0	0	0	0	0	0	0	0	0	0	0
Totals	14	2	2	1	1	0	0	4	0	0	1	0	0	2	0	0	0	12	7	3

Chinese Taipei IP H R ER BB SO WP HP IP IBB SH SF 2B 3B HR AB BF FO GO NP

LIN Wei-Chi W,1-0 3.0 1 0 0 1 1 0 1 0 0 0 0 0 0 0 10 12 7 3 70
WANG Hsin-Yen 1.0 1 2 2 3 1 0 0 0 0 0 0 0 1 0 4 7 1 1 30

Indonesia IP H R ER BB SO WP HP IP IBB SH SF 2B 3B HR AB BF FO GO NP

HARMOKO Rashad Khalf L,0-2 4.0 19 17 15 0 2 2 0 0 0 1 0 3 3 1 32 33 4 7 77

Start: 15:40 Time: 1h 9min Attendance: 75 Weather: 32°C, Sunny

Umpires: HP-ENGLISH James (AUS), 1B-JINNO Mari (JPN), 2B-ACOSTA Pablo (ARG), 3B-ORTIZ Angel (PUR)
TC: MADDEN John (USA), MACHETTI Cinzia (ITA)
Scorers: CRAIG Michael (USA), CRAIG Greta (ITA), CHANG Sy-Chau (TPE),

FINAL ROUND – RONDA FINAL

SCHEDULE AND RESULTS – CALENDARIO Y RESULTADOS

TUESDAY JULY 30 – MARTES 30 DE JULIO, 2019

#	Hour Hora	Stadium Campo	Away Team Equipo Visitante	Home Team Equipo Local	Score	Inn
1	13:00	Gueiren Baseball Stadium 	 INDONESIA	 CZECH REPUBLIC	1-8	
2	15:00	Gueiren Baseball Stadium 	 PERÚ	 CHINESE TAIPEI	2-3	
				CLOSING CEREMONY – CEREMONIA DE CLAUSURA		

Local time in Chinese Taipei / Hora local en China Taipéi

GAMESUMMARY - RESULTADO DEL JUEGO 13



INDONESIA – CZECH REPUBLIC



Czech Republic 8, Indonesia 1 - Composite Box Score
Jul 30, 2019 at Tainan (TPE) (Gueiren Baseball Stadium)

Indonesia.....000 10 - 1 1 2
Czech Republic.....016 1X - 8 6 1

Indonesia 1

PLAYER	AB	R	H	BI	2B	3B	HR	BB	SB	CS	HP	SH	SF	SO	IBB	KL	GDP	PO	A	E
HARMOKO Rashad Khalf 3b	2	1	1	0	0	0	0	0	0	0	0	0	0	0	0	0	0	2	4	0
BUDIANTO Naura Mazay lf/cf	1	0	0	0	0	0	0	0	0	0	0	1	0	0	0	0	0	0	0	0
MUZELLA Zia Oktyori cf	0	0	0	0	0	0	0	0	0	0	0	0	0	0	0	0	0	0	0	0
PRAWIRADILAGA Adika 1b	2	0	0	0	0	0	0	0	0	0	0	0	0	0	0	0	0	6	0	1
KAMINI Sunshine Aqil 2b	2	0	0	0	0	0	0	0	0	0	0	0	0	2	0	0	0	3	3	0
TJONDRONEGORO Arron ss	1	0	0	0	0	0	0	0	0	0	0	0	0	0	0	0	0	1	1	1
BRACHMANTIO Muhammad ph	1	0	0	0	0	0	0	0	0	0	0	0	0	0	0	0	0	0	0	0
AZGA Samsara Putri rf	2	0	0	0	0	0	0	0	0	0	0	0	0	1	0	0	0	0	0	0
LEMUEL Dylan cf/lf	1	0	0	0	0	0	0	0	0	0	0	0	0	1	0	0	0	0	0	0
ARNANTA Alino Asiwa lf	1	0	0	0	0	0	0	0	0	0	0	0	0	1	0	0	0	0	0	0
RACHMALLIA Sheila Wi dh	1	0	0	0	0	0	0	0	0	0	0	0	0	1	0	0	0	0	0	0
NG Vittorio Chendra c	1	0	0	0	0	0	0	0	0	0	0	0	0	0	0	0	0	0	0	0
ARMAND Quiny Alisyaw p	1	0	0	0	0	0	0	0	0	0	0	0	0	0	0	0	0	0	1	0
Totals	16	1	1	0	0	0	0	0	0	0	0	1	0	6	0	0	0	12	9	2

Czech Republic 8

PLAYER	AB	R	H	BI	2B	3B	HR	BB	SB	CS	HP	SH	SF	SO	IBB	KL	GDP	PO	A	E
SYKORA Simon c	3	1	1	1	1	0	0	0	0	0	0	0	0	0	0	0	0	6	0	0
ROLFESOVA Sara 1b	3	1	1	0	0	0	0	0	0	0	0	0	0	0	0	0	0	4	0	0
ISOF Jakub cf	2	1	0	1	0	0	0	0	0	0	0	0	0	0	0	0	0	0	0	0
BINTER Jakub cf	0	0	0	0	0	0	0	0	0	0	0	0	0	0	0	0	0	0	0	0
DRAGOUNOVA Rozalie rf	1	1	0	0	0	0	1	0	0	0	0	0	0	0	0	0	0	0	0	0
SEDLASKOVA Viktorie rf	0	0	0	0	0	0	0	0	0	0	0	0	0	0	0	0	0	0	0	0
SPASEK Adrien ss	2	2	2	5	0	0	2	0	0	0	0	0	0	0	0	0	0	0	0	1
KRAJSOVA Nikola p/2b	2	0	1	0	0	0	0	0	0	0	0	0	0	0	0	0	0	2	2	0
WASSERBAUER David 3b	2	0	0	0	0	0	0	1	0	0	0	0	0	0	0	0	0	2	2	0
FORETOVA Amelie dh	2	0	0	0	0	0	0	0	0	0	0	0	0	0	0	0	0	0	0	0
T SMA TadeaS 2b	1	1	1	0	0	1	0	0	0	0	0	0	0	0	0	0	0	1	0	0
MULAS Jan p	0	1	0	0	0	0	1	0	0	0	0	0	0	0	0	0	0	0	1	0
MALSEKOVA Julie lf	2	0	0	0	0	0	0	0	0	0	0	0	1	0	0	0	0	0	0	0
VIMROVA Adela lf	0	0	0	0	0	0	0	0	0	0	0	0	0	0	0	0	0	0	0	0
Totals	20	8	6	7	1	1	2	2	1	0	0	0	1	0	0	0	0	15	5	1

Indonesia	IP	H	R	ER	BB	SO	WP	HP	IP	IBB	SH	SF	2B	3B	HR	AB	BF	FO	GO	NP
ARMAND Quiny Alisyaw L,0-5	4.0	6	8	7	2	1	3	0	0	0	0	0	1	1	2	20	22	3	9	58

Czech Republic	IP	H	R	ER	BB	SO	WP	HP	IP	IBB	SH	SF	2B	3B	HR	AB	BF	FO	GO	NP
KRAJSOVA Nikola W,2-0	3.0	0	0	0	0	4	0	0	0	0	0	0	0	0	0	9	9	3	2	40
MULAS Jan SV,1	2.0	1	1	0	0	2	1	0	0	0	1	0	0	0	0	7	8	0	4	23

Start: 13:00 Time: 1hr Attendance: 70 Weather: 33°C, Partly Cloudy

Umpires: HP-WANG Show-Ling (TPE), 1B-YU Ko-Chin (TPE), 2B-HUNG Chih-Liang (TPE), 3B-WANG Nien-Tai (TPE)

TC: CHANG Tsih-Yang (TPE), LIN Yu-Sung (TPE)

Scorers: DE LEÓN Andrés (PAN), CRAIG Greta (ITA), CHANG Sy-Chau (TPE), MACHETTI Cinzia (ITA)

GAMESUMMARY - RESULTADO DEL JUEGO 14



PERU – CHINESE TAIPEI



Chinese Taipei 3, Peru 2

Jul 30, 2019 at Tainan (TPE) (Gueiren Baseball Stadium)

Peru.....010 01 - 2 0 1
Chinese Taipei.....003 0X - 3 7 2

Peru 2

PLAYER	AB	R	H	BI	2B	3B	HR	BB	SB	CS	HP	SH	SF	SO	IBB	KL	GDP	PO	A	E
RETUERTO ZAPATA Rubi rf	1	0	0	0	0	0	0	0	0	0	1	0	0	1	0	0	0	1	0	0
PERALTA LOPEZ Josue 3b	2	0	0	0	0	0	0	0	0	0	0	0	0	0	0	0	0	1	0	0
NAGAMINE NAKASONE Na c	1	0	0	0	0	0	0	0	0	1	0	0	0	0	0	0	0	4	0	0
SHIBATA HIGA Ken Nao cf	0	2	0	0	0	0	0	2	0	0	0	0	0	0	0	0	0	0	0	0
HIGA ENDO Valeria Ma ss	0	0	0	0	0	0	0	0	0	0	2	0	0	0	0	0	0	1	0	0
TOYAMA SHIROMA Danie 2b	2	0	0	1	0	0	0	0	1	0	0	0	0	0	0	0	0	2	1	0
BURRELL MORENO Laura lf	2	0	0	0	0	0	0	0	0	0	0	0	0	2	0	1	0	1	0	0
PANDO CASTRO Joaquin 1b	1	0	0	0	0	0	0	0	0	0	0	0	0	1	0	1	0	2	0	0
TSUKAZAN OLIDEN Emil p	1	0	0	0	0	0	0	0	0	0	0	0	0	0	0	0	0	0	3	1
SHIMABUKURO KUDO Seb dh	1	0	0	0	0	0	0	0	0	0	0	0	0	0	0	0	0	0	0	0
Totals	11	2	0	1	0	0	0	2	1	1	1	2	0	4	0	2	0	12	4	1

Chinese Taipei 3

PLAYER	AB	R	H	BI	2B	3B	HR	BB	SB	CS	HP	SH	SF	SO	IBB	KL	GDP	PO	A	E
CHIU Yu-Hsin 2b	2	1	0	0	0	0	0	1	0	0	0	0	0	2	0	0	0	8	1	0
CHIANG Hsiao-En c	2	1	2	0	0	0	0	0	1	0	0	0	0	0	0	0	0	4	5	1
LIN Wei-Chi lf	2	1	2	2	0	0	0	0	0	0	0	0	0	0	0	0	0	0	0	0
ZENG Rui-En 1b	2	0	1	0	0	0	0	0	0	0	0	0	0	0	0	0	0	1	0	0
SHIH Ming-Feng pr	0	0	0	0	0	0	0	1	0	0	0	0	0	0	0	0	0	0	0	0
CHEN Chia-Yi dh	2	0	1	1	0	0	0	0	0	0	0	0	0	0	0	0	0	0	0	0
KO Hao-Che cf	2	0	0	0	0	0	0	0	0	0	0	0	0	0	0	0	0	0	0	0
SHIH Ai-Ling rf	1	0	0	0	0	0	0	1	0	0	0	0	0	0	0	0	0	0	0	0
LIN Chih-Teng ss	1	0	1	0	0	0	0	0	0	0	1	0	0	0	0	0	0	1	0	0
HUANG Yu-Chien p	2	0	0	0	0	0	0	0	0	0	0	0	0	0	0	0	0	0	0	0
CHIU Sheng-An 3b	1	0	0	0	0	0	0	0	0	0	1	0	1	0	0	0	0	1	3	1
Totals	17	3	7	3	0	0	0	2	2	0	0	2	0	3	0	0	0	15	9	2

Peru	IP	H	R	ER	BB	SO	WP	HP	IP	IBB	SH	SF	2B	3B	HR	AB	BF	FO	GO	NP
TSUKAZAN OLIDEN Emil L,2-2	4.0	7	3	3	2	3	2	0	0	0	2	0	0	0	0	17	21	4	4	80

Chinese Taipei	IP	H	R	ER	BB	SO	WP	HP	IP	IBB	SH	SF	2B	3B	HR	AB	BF	FO	GO	NP
HUANG Yu-Chien W,4-0	5.0	0	2	1	2	4	0	1	0	0	2	0	0	0	0	11	17	2	6	60

Start: 15:00 Time: 1:15 Attendance: 200 Weather: 32°C, Sunny

Umpires: HP-ENGLISH James (AUS), 1B-JINNO Mari (JPN), 2B-ORTIZ Angel (PUR), 3B-ACOSTA Pablo (ARG)
TC: MADDEN John (USA), SANNA Giovanni (ITA), IP Heidi (HKG)
Scorers: CRAIG Michael (USA), CRAIG Greta (ITA), HORNG Yu-Wei (TPE),

INDIVIDUAL LEADER SUMMARY

RESUMEN DE LIDERES INDIVIDUALES

(INCLUDING GAMES 1-14 - INCLUYENDO PARTIDOS DEL 1 AL 14)

BATTING LEADERS – LIDERES OFENSIVOS

BATTING AVERAGE (min 2 PA/G)

1.	CHIANG Hsiao-En, TPE	.706
2.	CHIU Yu-Hsin, TPE	.579
3.	KO Hao-Che, TPE	.462
-	ZENG Rui-En, TPE	.462
5.	LIN Wei-Chi, TPE	.267
6.	TOYAMA SHIROMA Dan, PER	.214
7.	NAGAMINE NAKASONE, PER	.200
8.	FORETOVA Amelie, CZE	.188
-	RETUERTO ZAPATA Ru, PER	.188

SLUGGING PCT (min 2 PA/G)

1.	CHIANG Hsiao-En, TPE	1.176
2.	KO Hao-Che, TPE	.769
-	ZENG Rui-En, TPE	.769
4.	CHIU Yu-Hsin, TPE	.737
5.	TOYAMA SHIROMA Dan, PER	.429
6.	SHIH Ai-Ling, TPE	.273
7.	LIN Wei-Chi, TPE	.267
8.	RETUERTO ZAPATA Ru, PER	.250
9.	NAGAMINE NAKASONE, PER	.200

ON BASE PCT (min 2 PA/G)

1.	CHIANG Hsiao-En, TPE	.722
2.	CHIU Yu-Hsin, TPE	.652
3.	ZENG Rui-En, TPE	.563
4.	KO Hao-Che, TPE	.533
5.	NAGAMINE NAKASONE, PER	.385
6.	HIGA ENDO Valeria, PER	.333
-	SHIH Ai-Ling, TPE	.333
8.	KRAJSOVA Nikola, CZE	.286
9.	1 Tied at	.267

RUNS

1.	CHIANG Hsiao-En, TPE	14
2.	CHIU Yu-Hsin, TPE	13
3.	KAO Chia-Yi, TPE	7
-	LIN Chih-Teng, TPE	7
5.	CHIU Sheng-An, TPE	5
-	KO Hao-Che, TPE	5
7.	SHIH Ming-Feng, TPE	4
-	SPASEK Adrien, CZE	4
9.	8 Tied at	3

HITS

1.	CHIANG Hsiao-En, TPE	12
2.	CHIU Yu-Hsin, TPE	11
3.	SPASEK Adrien, CZE	9
4.	HARMOKO Rashad Kha, INA	6
-	KAO Chia-Yi, TPE	6
-	KO Hao-Che, TPE	6
-	ZENG Rui-En, TPE	6
8.	CHIU Sheng-An, TPE	5
-	LIN Chih-Teng, TPE	5
10.	2 Tied at	4

RBI

1.	CHIANG Hsiao-En, TPE	13
2.	CHIU Yu-Hsin, TPE	6
-	KO Hao-Che, TPE	6
4.	SPASEK Adrien, CZE	5
-	TSAI Ching, TPE	5
-	ZENG Rui-En, TPE	5
7.	LIN Wei-Chi, TPE	4
8.	CHEN Chia-Yi, TPE	3
-	KAO Chia-Yi, TPE	3
10.	12 Tied at	2

DOUBLES

1.	CHIU Yu-Hsin, TPE	3
2.	LIN Ruo-Ya, TPE	2
-	ZENG Rui-En, TPE	2
4.	6 Tied at	1

TRIPLES

1.	CHIANG Hsiao-En, TPE	1
-	CHIU Sheng-An, TPE	1
-	HARMOKO Rashad Kha, INA	1
-	KAO Chia-Yi, TPE	1
-	LIN Chih-Teng, TPE	1
-	SHIH Ai-Ling, TPE	1
-	SHIH Ming-Feng, TPE	1
-	TSMATA TadeaS, CZE	1
-	ZENG Rui-En, TPE	1

HOMERUNS

1.	CHIANG Hsiao-En, TPE	2
-	SPASEK Adrien, CZE	2
3.	KO Hao-Che, TPE	1
-	TOYAMA SHIROMA Dan, PER	1

TOTAL BASES

1.	CHIANG Hsiao-En, TPE	12
2.	CHIU Yu-Hsin, TPE	11
3.	SPASEK Adrien, CZE	9
4.	HARMOKO Rashad Kha, INA	6
-	KAO Chia-Yi, TPE	6
-	KO Hao-Che, TPE	6
-	ZENG Rui-En, TPE	6
8.	CHIU Sheng-An, TPE	5
-	LIN Chih-Teng, TPE	5
10.	2 Tied at	4

WALKS

1.	CHIU Yu-Hsin, TPE	4
-	PANDO CASTRO Joaqui, PER	4
-	PERALTA LOPEZ Josu, PER	4
-	SHIH Ai-Ling, TPE	4
5.	HIGA ENDO Valeria, PER	3
-	LI SIAO, TPE	3
-	NAGAMINE NAKASONE, PER	3
-	SHIBATA HIGA Ken N, PER	3
-	SYKORA Simon, CZE	3
10.	8 Tied at	2

HIT BY PITCH

1.	BUDIANTO Naura Maz, INA	2
-	CHEN Chia-Yi, TPE	2
-	ZENG Rui-En, TPE	2
4.	POSIK Jakub, CZE	1
-	PRAWIRADILAGA Adik, INA	1
-	PUTRI Athaya Luna, INA	1
-	RETUERTO ZAPATA Ru, PER	1
-	TSMATA TadeaS, CZE	1

SACRIFICE HITS

1.	HIGA ENDO Valeria, PER	2
2.	13 Tied at	1

STOLEN BASES

1.	CHIU Yu-Hsin, TPE	7
2.	CHIANG Hsiao-En, TPE	5
3.	HIGA ENDO Valeria, PER	4
4.	6 Tied at	3

PLATE APPEARANCES

1.	CHIU Yu-Hsin, TPE	23
2.	CHIANG Hsiao-En, TPE	19
3.	RETUERTO ZAPATA Ru, PER	17
4.	FORETOVA Amelie, CZE	16
-	SHIBATA HIGA Ken N, PER	16
-	ZENG Rui-En, TPE	16
7.	3 Tied at	15

AT BATS

1.	CHIU Yu-Hsin, TPE	19
2.	CHIANG Hsiao-En, TPE	17
3.	FORETOVA Amelie, CZE	16
-	RETUERTO ZAPATA Ru, PER	16
5.	LIN Wei-Chi, TPE	15
6.	TOYAMA SHIROMA Dan, PER	14
7.	KO Hao-Che, TPE	13
-	SPASEK Adrien, CZE	13
-	ZENG Rui-En, TPE	13
10.	3 Tied at	12

CAUGHT STEALING

1.	BINTER Jakub, CZE	1
2.	NAGAMINE NAKASONE, PER	1
-	PRAWIRADILAGA Adik, INA	1
-	SHIH Ai-Ling, TPE	1

STRIKEOUTS

1.	RACHMALLIA Sheila, INA	7
2.	KAMINI Sunshine Aq, INA	6
-	PUTRI Athaya Luna, INA	6
4.	AZGA Samsara Putri, INA	5
-	CHIU Yu-Hsin, TPE	5
-	TOYAMA SHIROMA Dan, PER	5
7.	MUZELLA Zia Oktyor, INA	4
-	RETUERTO ZAPATA Ru, PER	4
-	SHIBATA HIGA Ken N, PER	4
10.	12 Tied at	3

STRIKEOUTS LOOKING

1.	PANDO CASTRO Joaqui, PER	3
2.	MUZELLA Zia Oktyor, INA	2
3.	25 Tied at	1

INDIVIDUAL LEADERS SUMMARY

RESUMEN DE LIDERES INDIVIDUALES

(INCLUDING GAMES 1-14 - INCLUYENDO PARTIDOS DEL 1 AL 14)

PITCHING LEADERS - LIDERES EN PITCHEO

EARNED RUN AVG (min 1.5 IP/G)

1.	HUANG Yu-Chien, TPE	0.31
2.	TSUKAZAN OLIDEN Em, PER	2.95
3.	HIGA ENDO Valeria, PER	4.58
4.	ARMAND Quiny Alisy, INA	5.26

OPPOSING AVG (min 1.5 IP/G)

1.	HUANG Yu-Chien, TPE	.043
2.	HIGA ENDO Valeria, PER	.250
3.	TSUKAZAN OLIDEN Em, PER	.322
4.	ARMAND Quiny Alisy, INA	.366

INNINGS PITCHED

1.	TSUKAZAN OLIDEN Em, PER	20.1
2.	ARMAND Quiny Alisy, INA	19.0
3.	HUANG Yu-Chien, TPE	16.0
4.	HIGA ENDO Valeria, PER	12.0
5.	SPASEK Adrien, CZE	10.2
6.	HARMOKO Rashad Kha, INA	9.0
7.	KRAJSOVA Nikola, CZE	8.0
8.	MULAS Jan, CZE	7.2
9.	CHEN Chia-Yi, TPE	6.0

STRIKEOUTS

1.	TSUKAZAN OLIDEN Em, PER	25
2.	HUANG Yu-Chien, TPE	22
3.	SPASEK Adrien, CZE	17
4.	HIGA ENDO Valeria, PER	16
5.	MULAS Jan, CZE	14
6.	KRAJSOVA Nikola, CZE	9
7.	WASSERBAUER David, CZE	6
8.	CHEN Chia-Yi, TPE	4
-	LIN Wei-Chi, TPE	4

WINS

1.	HUANG Yu-Chien, TPE	4
2.	HIGA ENDO Valeria, PER	2
-	KRAJSOVA Nikola, CZE	2
-	TSUKAZAN OLIDEN Em, PER	2
5.	CHEN Chia-Yi, TPE	1
-	LIN Ruo-Ya, TPE	1
-	LIN Wei-Chi, TPE	1
-	MULAS Jan, CZE	1

SAVES

1.	MULAS Jan, CZE	1
-	WASSERBAUER David, CZE	1

GAMES

1.	TSUKAZAN OLIDEN Em, PER	6
2.	ARMAND Quiny Alisy, INA	5
3.	HUANG Yu-Chien, TPE	4
-	MULAS Jan, CZE	4
-	SPASEK Adrien, CZE	4
6.	CHEN Chia-Yi, TPE	3
-	HIGA ENDO Valeria, PER	3
-	WASSERBAUER David, CZE	3
9.	3 Tied at	2

GAMES STARTED

1.	ARMAND Quiny Alisy, INA	5
-	TSUKAZAN OLIDEN Em, PER	5
3.	HUANG Yu-Chien, TPE	4
4.	CHEN Chia-Yi, TPE	2
-	HARMOKO Rashad Kha, INA	2
-	HIGA ENDO Valeria, PER	2
-	KRAJSOVA Nikola, CZE	2
-	SPASEK Adrien, CZE	2
9.	4 Tied at	1

COMPLETE GAMES

1.	ARMAND Quiny Alisy, INA	5
2.	TSUKAZAN OLIDEN Em, PER	4
3.	HUANG Yu-Chien, TPE	3
4.	HARMOKO Rashad Kha, INA	2
5.	HIGA ENDO Valeria, PER	1
-	KRAJSOVA Nikola, CZE	1
-	SPASEK Adrien, CZE	1

SHUTOUTS

1.	HUANG Yu-Chien, TPE	2
-	TSUKAZAN OLIDEN Em, PER	2
2.	KRAJSOVA Nikola, CZE	1

SACRIFICE HITS AGAINST

1.	SPASEK Adrien, CZE	3
2.	ARMAND Quiny Alisy, INA	2
-	HUANG Yu-Chien, TPE	2
-	MULAS Jan, CZE	2
-	TSUKAZAN OLIDEN Em, PER	2
6.	CHEN Chia-Yi, TPE	1
-	HARMOKO Rashad Kha, INA	1
-	HIGA ENDO Valeria, PER	1
-	KRAJSOVA Nikola, CZE	1

LOSSES

1.	ARMAND Quiny Alisy, INA	5
2.	HARMOKO Rashad Kha, INA	2
-	SPASEK Adrien, CZE	2
-	TSUKAZAN OLIDEN Em, PER	2
5.	FORETOVA Amelie, CZE	1
-	HIGA ENDO Valeria, PER	1
-	WASSERBAUER David, CZE	1

WILD PITCHES

1.	ARMAND Quiny Alisy, INA	11
2.	WASSERBAUER David, CZE	5
3.	MULAS Jan, CZE	3
-	TSUKAZAN OLIDEN Em, PER	3
5.	FORETOVA Amelie, CZE	2
-	HARMOKO Rashad Kha, INA	2
-	HUANG Yu-Chien, TPE	2
-	LIN Ruo-Ya, TPE	2
-	SPASEK Adrien, CZE	2

ILLEGAL PITCHES

1.	ARMAND Quiny Alisy, INA	3
2.	FORETOVA Amelie, CZE	2
-	MULAS Jan, CZE	2
4.	TSUKAZAN OLIDEN Em, PER	1
-	WASSERBAUER David, CZE	1

HIT BY PITCH

1.	HIGA ENDO Valeria, PER	2
-	TSUKAZAN OLIDEN Em, PER	2
3.	ARMAND Quiny Alisy, INA	1
-	HUANG Yu-Chien, TPE	1
-	KRAJSOVA Nikola, CZE	1
-	LIN Ruo-Ya, TPE	1
-	LIN Wei-Chi, TPE	1
-	SPASEK Adrien, CZE	1
-	WASSERBAUER David, CZE	1

HITS ALLOWED

1.	ARMAND Quiny Alisy, INA	37
2.	HARMOKO Rashad Kha, INA	33
3.	TSUKAZAN OLIDEN Em, PER	28
4.	HIGA ENDO Valeria, PER	12
5.	SPASEK Adrien, CZE	6
6.	MULAS Jan, CZE	5
7.	FORETOVA Amelie, CZE	4
-	WASSERBAUER David, CZE	4
9.	KRAJSOVA Nikola, CZE	3
10.	2 Tied at	2

RUNS ALLOWED

1.	ARMAND Quiny Alisy, INA	45
2.	HARMOKO Rashad Kha, INA	27
3.	TSUKAZAN OLIDEN Em, PER	13
4.	HIGA ENDO Valeria, PER	11
5.	WASSERBAUER David, CZE	8
6.	FORETOVA Amelie, CZE	7
7.	SPASEK Adrien, CZE	6
8.	4 Tied at	2

EARNED RUNS (min 1.5 IP/G)

1.	HUANG Yu-Chien, TPE	1
2.	HIGA ENDO Valeria, PER	11
3.	TSUKAZAN OLIDEN Em, PER	12
4.	ARMAND Quiny Alisy, INA	20

WALKS ALLOWED (min 1.5 IP/G)

1.	HIGA ENDO Valeria, PER	4
2.	HUANG Yu-Chien, TPE	5
3.	TSUKAZAN OLIDEN Em, PER	7
4.	ARMAND Quiny Alisy, INA	18

INDIVIDUAL LEADERS SUMMARY

RESUMEN DE LIDERES INDIVIDUALES

(INCLUDING GAMES 1-14 – INCLUYENDO PARTIDOS DEL 1 AL 14)

FIELDING LEADERS – LIDERES DEFENSIVOS

PUTOUTS

1. NAGAMINE NAKASONE, PER	45
2. PANDO CASTRO Joaqui, PER	23
3. POSIK Jakub, CZE	22
- TSAI Ching, TPE	22
5. CHIANG Hsiao-En, TPE	21
- ZENG Rui-En, TPE	21
7. SYKORA Simon, CZE	20
8. CHIU Yu-Hsin, TPE	16
9. TJONDRONEGORO Arro, INA	15

ASSISTS

1. TJONDRONEGORO Arro, INA	13
2. KAMINI Sunshine Aq, INA	12
3. HARMOKO Rashad Kha, INA	11
4. CHIU Sheng-An, TPE	8
- TOYAMA SHIROMA Dan, PER	8
6. CHIANG Hsiao-En, TPE	7
- CHIU Yu-Hsin, TPE	7
- HUANG Yu-Chien, TPE	7
- SPASEK Adrien, CZE	7
10. 2 Tied at	6

ERRORS

1. ARMAND Quiny Alisy, INA	4
2. ARNANTA Alino Asiw, INA	3
- KAMINI Sunshine Aq, INA	3
- PRAWIRADILAGA Adik, INA	3
5. 5 Tied at	2

CAUGHT STEALING

1. CHIANG Hsiao-En, TPE	2
2. BINTER Jakub, CZE	1
- POSIK Jakub, CZE	1

TEAM'S STATS RANKING

ESTADÍSTICAS POR EQUIPO

(INCLUDING GAMES 1-14 - INCLUYENDO PARTIDOS DEL 1 AL 14)

BATTING – BATEO

TEAM	AVG	G	AB	R	H	2B	3B	HR	RBI	TB	SLG%	BB	HP	SO	GDP	OB%	SF	SH	SB-ATT
Chinese Taipei	.434	7	159	74	69	9	7	3	54	101	.635	26	4	23	0	.524	0	3	33-34
Czech Republic	.259	7	135	26	35	2	1	2	17	45	.333	13	2	22	0	.333	0	0	10-11
Peru	.180	7	111	19	20	2	0	1	13	25	.225	22	1	33	0	.321	0	8	15-16
Indonesia	.139	7	108	6	15	1	1	0	3	18	.167	5	4	48	0	.205	0	4	3-4
TOTALS	.271	14	513	125	139	14	9	6	87	189	.368	66	11	126	0	.366	0	15	61-65

PITCHING – PITCHEO

TEAM	ERA	W-L	SV	IP	GS	CG	SHO	H	R	ER	BB	SO	2B	3B	HR	AB	B/Avg	WP	HP	IP	SHA	SFA
Chinese Taipei	0.81	7-0	0	31.0	7	3	2	7	6	5	15	34	2	0	0	94	.074	4	3	0	3	0
Czech Republic	1.97	3-4	2	33.0	7	2	1	22	23	13	20	47	3	2	0	122	.180	13	3	5	6	0
Peru	3.56	4-3	0	32.1	7	5	2	40	24	23	11	41	1	2	2	135	.296	3	4	1	3	0
Indonesia	7.68	0-7	0	28.0	7	7	0	70	72	43	20	3	8	5	4	161	.435	13	1	3	3	0
TOTALS	3.38	14-14	2	124.1	28	17	5	139	125	84	66	125	14	9	6	512	.271	33	11	9	15	0

DEFENSE – DEFENSA

TEAM	C	PO	A	E	DP	FLD%	CSB	SBA	SBA%	CI	PB
Chinese Taipei	141	93	45	3	2	.979	2	2	.500	1	0
Czech Republic	141	99	34	8	1	.943	2	14	.875	0	2
Peru	130	97	28	5	0	.962	0	13	1.000	0	3
Indonesia	163	84	53	26	1	.840	0	31	1.000	0	1
TOTALS	575	373	160	42	4	.927	4	60	.938	1	6

TEAM'S STATS – ESTADÍSTICAS DE EQUIPO

(INCLUDING GAMES 1-14 – INCLUYENDO JUEGOS DEL 1 AL 14)



CHINESE TAIPEI

TPE

Overall Statistics (as of Jul 30, 2019)
(All Games, Sorted by Batting Avg)

Record: Tournament: 7-0 / Opening Round: 6-0 / Medal Round: 1-0

#	PLAYER	AVG	GP-GS	AB	R	H	2B	3B	HR	RBI	TB	SLG%	BB	HP	SO	GDP	OB%	SF	SH	SB-ATT
9	CHIANG Hsiao-En	.706	6-6	17	14	12	0	1	2	13	20	1.176	1	0	1	0	.722	0	1	5-5
5	KAO Chia-Yi	.600	6-4	10	7	6	1	1	0	3	9	.900	2	0	3	0	.667	0	0	2-2
10	CHIU Yu-Hsin	.579	7-7	19	13	11	3	0	0	6	14	.737	4	0	5	0	.652	0	0	7-7
11	LIN Chih-Teng	.556	6-6	9	7	5	0	1	0	1	7	.778	1	0	2	0	.600	0	1	3-3
2	CHIU Sheng-An	.500	6-4	10	5	5	0	1	0	1	7	.700	1	0	1	0	.545	0	1	3-3
14	SHIH Ming-Feng	.500	5-1	4	4	2	0	1	0	2	4	1.000	0	0	0	0	.500	0	0	1-1
8	KO Hao-Che	.462	6-6	13	5	6	1	0	1	6	10	.769	2	0	0	0	.533	0	0	3-3
30	ZENG Rui-En	.462	6-6	13	3	6	2	1	0	5	10	.769	1	2	0	0	.563	0	0	0-0
17	CHEN Chia-Yi	.429	6-4	7	3	3	0	0	0	3	3	.429	2	2	0	0	.636	0	0	1-1
15	LIN Ruo-Ya	.400	4-2	5	1	2	2	0	0	2	4	.800	1	0	2	0	.500	0	0	1-1
20	LIN Wei-Chi	.267	6-5	15	3	4	0	0	0	4	4	.267	0	0	3	0	.267	0	0	3-3
1	HUANG Yu-Chien	.250	5-4	8	2	2	0	0	0	1	2	.250	1	0	1	0	.333	0	0	0-0
22	WANG Hsin-Yen	.250	5-4	4	2	1	0	0	0	1	1	.250	2	0	1	0	.500	0	0	0-0
21	TSAI Ching	.222	6-3	9	3	2	0	0	0	5	2	.222	1	0	1	0	.300	0	0	3-3
7	LI SIAO	.200	4-3	5	1	1	0	0	0	0	1	.200	3	0	2	0	.500	0	0	0-0
6	SHIH Ai-Ling	.091	5-5	11	1	1	0	1	0	1	3	.273	4	0	1	0	.333	0	0	1-2
Totals		.434		159	74	69	9	7	3	54	101	.635	26	4	23	0	.524	0	3	33-34
Opponents		.074		94	6	7	2	0	0	3	9	.096	15	3	34	0	.223	0	3	2-4

(All Games, Sorted by Earned Run Avg)

#	PLAYER	ERA	W-L	SV	IP	G	GS	CG	SHO	H	R	ER	BB	SO	2B	3B	HR	AB	B/Avg	WP	HP	IP	SHA	SFA
20	LIN Wei-Chi	0.00	1-0	0	5.0	2	1	0	0	1	0	0	4	4	0	0	0	16	.063	0	1	0	0	0
17	CHEN Chia-Yi	0.00	1-0	0	6.0	3	2	0	0	2	0	0	1	4	1	0	0	19	.105	0	0	0	1	0
1	HUANG Yu-Chien	0.31	4-0	0	16.0	4	4	3	2	2	1	5	22	0	0	0	0	46	.043	2	1	0	2	0
15	LIN Ruo-Ya	3.33	1-0	0	3.0	1	0	0	0	1	2	2	3	0	0	0	0	9	.111	2	1	0	0	0
22	WANG Hsin-Yen	10.00	0-0	0	1.0	1	0	0	0	1	2	2	3	1	1	0	0	4	.250	0	0	0	0	0
Totals		0.81	7-0	0	31.0	7	7	3	2	7	6	5	15	34	2	0	0	94	.074	4	3	0	3	0
Opponents		9.70	0-7	0	27.1	7	7	4	0	69	74	53	26	23	9	7	3	159	.434	17	4	6	3	0

(All Games, Sorted by Fielding Pct)

#	PLAYER	C	PO	A	E	DP	FLD%	CSB	SBA	SBA%	CI	PB
30	ZENG Rui-En	24	21	3	0	0	1.000	0	0	0	0	0
10	CHIU Yu-Hsin	23	16	7	0	1	1.000	0	0	0	0	0
21	TSAI Ching	23	22	1	0	0	1.000	0	0	0	0	0
11	LIN Chih-Teng	8	5	3	0	0	1.000	0	0	0	0	0
1	HUANG Yu-Chien	7	0	7	0	0	1.000	0	0	0	0	0
7	LI SIAO	7	3	4	0	0	1.000	0	0	0	0	0
6	SHIH Ai-Ling	2	0	2	0	0	1.000	0	0	0	0	0
20	LIN Wei-Chi	2	1	1	0	0	1.000	0	0	0	0	0
14	SHIH Ming-Feng	1	1	0	0	0	1.000	0	0	0	0	0
8	KO Hao-Che	1	1	0	0	0	1.000	0	0	0	0	0
9	CHIANG Hsiao-En	29	21	7	1	0	.966	2	2	.500	1	0
2	CHIU Sheng-An	11	2	8	1	1	.909	0	0	0	0	0
17	CHEN Chia-Yi	3	0	2	1	0	.667	0	0	0	0	0
Totals		141	93	45	3	2	.979	2	2	.500	1	0
Opponents		132	82	31	19	0	.856	1	32	.970	0	3

TEAM'S STATS – ESTADÍSTICAS DE EQUIPO

(INCLUDING GAMES 1-14 – INCLUYENDO JUEGOS DEL 1 AL 14)



CZECH REPUBLIC

CZE

Overall Statistics (as of Jul 29, 2019)
(All Games, Sorted by Batting Avg)

Record: Tournament: 3-4 / Opening Round: 2-4 / Medal Round: 1-0

#	PLAYER	AVG	GP-GS	AB	R	H	2B	3B	HR	RBI	TB	SLG%	BB	HP	SO	GDP	OB%	SF	SH	SB-ATT
16	SPASEK Adrien	.692	7-5	13	4	9	0	0	2	5	15	1.154	0	0	0	0	.692	0	0	2-2
10	ROLFESOVA Sara	.364	6-6	11	1	4	0	0	0	0	4	.364	0	0	2	0	.364	0	0	1-1
11	POSIK Jakub	.333	4-4	6	1	2	0	0	0	0	2	.333	1	1	0	0	.500	0	0	0-0
2	SYKORA Simon	.300	5-5	10	2	3	1	0	0	2	4	.400	3	0	2	0	.462	0	0	0-0
9	TSMA TadeaS	.286	6-6	7	3	2	1	1	0	0	5	.714	0	1	3	0	.375	0	0	1-1
8	WASSERBAUER David	.273	7-6	11	1	3	0	0	0	1	3	.273	0	0	0	0	.273	0	0	1-1
1	DRAGOUNOVA Rozalie	.222	7-5	9	2	2	0	0	0	0	2	.222	1	0	1	0	.300	0	0	1-1
4	ISOF Jakub	.200	6-4	10	2	2	0	0	0	2	2	.200	1	0	1	0	.273	0	0	0-0
3	MULAS Jan	.200	6-2	5	2	1	0	0	0	2	1	.200	1	0	2	0	.333	0	0	0-0
15	FORETOVA Amelie	.188	7-7	16	2	3	0	0	0	0	3	.188	0	0	3	0	.188	0	0	0-0
14	KRAJSOVA Nikola	.167	6-6	12	0	2	0	0	0	2	2	.167	2	0	2	0	.286	0	0	2-2
13	KOUBOVA Tereza	.167	3-3	6	1	1	0	0	0	1	1	.167	0	0	1	0	.167	0	0	1-1
5	BINTER Jakub	.167	4-3	6	2	1	0	0	0	2	1	.167	0	0	1	0	.167	0	0	0-1
12	VIMROVA Adela	.000	3-2	0	0	0	0	0	0	0	0	.000	2	0	0	0	1.000	0	0	0-0
6	MALSEKOVA Julie	.000	4-2	6	1	0	0	0	0	0	0	.000	1	0	2	0	.143	0	0	0-0
7	SEDLASKOVA Viktori	.000	6-4	7	2	0	0	0	0	0	0	.000	1	0	2	0	.125	0	0	1-1
Totals		.259		135	26	35	2	1	2	17	45	.333	13	2	22	0	.333	0	0	10-11
Opponents		.180		122	23	22	3	2	0	15	29	.238	20	3	47	0	.310	0	6	14-16

(All Games, Sorted by Earned Run Avg)

#	PLAYER	ERA	W-L	SV	IP	G	GS	CG	SHO	H	R	ER	BB	SO	2B	3B	HR	AB	B/Avg	WP	HP	IP	SHA	SFA
14	KRAJSOVA Nikola	0.00	2-0	0	8.0	2	2	1	1	3	0	0	1	9	0	0	0	24	.125	1	1	0	1	0
3	MULAS Jan	0.00	1-0	1	7.2	4	1	0	0	5	2	0	3	14	2	0	0	28	.179	3	0	2	2	0
16	SPASEK Adrien	1.88	0-2	0	10.2	4	2	1	0	6	6	4	8	17	1	1	0	39	.154	2	1	0	3	0
8	WASSERBAUER David	4.69	0-1	1	5.1	3	1	0	0	4	8	5	5	6	0	0	0	22	.182	5	1	1	0	0
15	FORETOVA Amelie	15.00	0-1	0	1.1	1	1	0	0	4	7	4	3	1	0	1	0	9	.444	2	0	2	0	0
Totals		1.97	3-4	2	33.0	7	7	2	1	22	23	13	20	47	3	2	0	122	.180	13	3	5	6	0
Opponents		2.27	4-3	0	33.0	7	7	6	3	35	26	15	13	22	2	1	2	135	.259	8	2	1	0	0

(All Games, Sorted by Fielding Pct)

#	PLAYER	C	PO	A	E	DP	FLD%	CSB	SBA	SBA%	CI	PB
11	POSIK Jakub	23	22	1	0	0	1.000	1	3	.750	0	1
2	SYKORA Simon	21	20	1	0	0	1.000	0	8	1.000	0	0
9	TSMA TadeaS	12	8	4	0	1	1.000	0	0	0	0	0
10	ROLFESOVA Sara	8	8	0	0	0	1.000	0	0	0	0	0
5	BINTER Jakub	8	7	1	0	0	1.000	1	3	.750	0	1
3	MULAS Jan	6	2	4	0	0	1.000	0	0	0	0	0
4	ISOF Jakub	4	2	2	0	0	1.000	0	0	0	0	0
7	SEDLASKOVA Viktori	2	2	0	0	0	1.000	0	0	0	0	0
1	DRAGOUNOVA Rozalie	1	0	1	0	0	1.000	0	0	0	0	0
15	FORETOVA Amelie	10	7	2	1	0	.900	0	0	0	0	0
8	WASSERBAUER David	9	3	5	1	0	.889	0	0	0	0	0
14	KRAJSOVA Nikola	17	9	6	2	0	.882	0	0	0	0	0
16	SPASEK Adrien	17	8	7	2	1	.882	0	0	0	0	0
6	MALSEKOVA Julie	2	1	0	1	0	.500	0	0	0	0	0
13	KOUBOVA Tereza	1	0	0	1	0	.000	0	0	0	0	0
Totals		141	99	34	8	1	.943	2	14	.875	0	2
Opponents		162	99	53	10	1	.938	1	10	.909	0	1

TEAM'S STATS – ESTADÍSTICAS DE EQUIPO

(INCLUDING GAMES 1-14 – INCLUYENDO JUEGOS DEL 1 AL 14)



INDONESIA

INA

Overall Statistics (as of Jul 29, 2019)
(All Games, Sorted by Batting Avg)

Record: Tournament: 0-7 / Opening Round: 0-6 / Medal Round: 0-1

#	PLAYER	AVG	GP-GS	AB	R	H	2B	3B	HR	RBI	TB	SLG%	BB	HP	SO	GDP	OB%	SF	SH	SB-ATT
1	HARMOKO Rashad Kha	.500	7-6	12	2	6	0	1	0	2	8	.667	0	0	1	0	.500	0	0	2-2
3	PRAWIRADILAGA Adik	.333	6-6	9	0	3	0	0	0	0	3	.333	0	1	0	0	.400	0	0	1-2
9	BUDIANTO Naura Maz	.286	7-5	7	0	2	0	0	0	0	2	.286	0	2	1	0	.444	0	1	0-0
6	TJONDRONEGORO Arro	.200	7-7	10	1	2	0	0	0	0	2	.200	0	0	3	0	.200	0	1	0-0
5	LEMUEL Dylan	.167	7-4	6	1	1	1	0	0	0	2	.333	0	0	2	0	.167	0	0	0-0
7	KAMINI Sunshine Aq	.091	7-7	11	1	1	0	0	0	0	1	.91	0	0	6	0	.091	0	1	0-0
11	PUTRI Athaya Luna	.000	6-3	6	0	0	0	0	0	0	0	.000	0	1	6	0	.143	0	0	0-0
8	ARNANTA Alino Asiw	.000	7-3	5	0	0	0	0	0	1	0	.000	1	0	3	0	.167	0	1	0-0
12	BRACHMANTIO Muhammm	.000	7-3	5	0	0	0	0	0	0	0	.000	1	0	1	0	.167	0	0	0-0
14	ADINATA Amanda Lax	.000	5-2	3	1	0	0	0	0	0	0	.000	1	0	3	0	.250	0	0	0-0
4	AZGA Samsara Putri	.000	7-6	10	0	0	0	0	0	0	0	.000	1	0	5	0	.091	0	0	0-0
15	RACHMALLIA Sheila	.000	7-4	7	0	0	0	0	0	0	0	.000	1	0	7	0	.125	0	0	0-0
13	MUZELLA Zia Oktyor	.000	6-3	4	0	0	0	0	0	0	0	.000	0	0	4	0	.000	0	0	0-0
10	ARMAND Quiny Alisy	.000	6-5	5	0	0	0	0	0	0	0	.000	0	0	3	0	.000	0	0	0-0
2	NG Vittorio Chendr	.000	6-6	8	0	0	0	0	0	0	0	.000	0	0	3	0	.000	0	0	0-0
Totals		.139		108	6	15	1	1	0	3	18	.167	5	4	48	0	.205	0	4	3-4
Opponents		.435		161	72	70	8	5	4	50	100	.621	20	1	3	0	.500	0	3	32-32

(All Games, Sorted by Earned Run Avg)

#	PLAYER	ERA	W-L	SV	IP	G	GS	CG	SHO	H	R	ER	BB	SO	2B	3B	HR	AB	B/Avg	WP	HP	IP	SHA	SFA
10	ARMAND Quiny Alisy	5.26	0-5	0	19.0	5	5	5	0	37	45	20	18	1	4	2	3	101	.366	11	1	3	2	0
1	HARMOKO Rashad Kha	12.78	0-2	0	9.0	2	2	2	0	33	27	23	2	2	4	3	1	60	.550	2	0	0	1	0
Totals		7.68	0-7	0	28.0	7	7	7	0	70	72	43	20	3	8	5	4	161	.435	13	1	3	3	0
Opponents		0.78	7-0	2	32.0	7	7	2	1	15	6	5	5	47	1	1	0	107	.140	4	4	2	4	0

(All Games, Sorted by Fielding Pct)

#	PLAYER	C	PO	A	E	DP	FLD%	CSB	SBA	SBA%	CI	PB
12	BRACHMANTIO Muhammm	13	10	3	0	1	1.000	0	0	0	0	0
3	BUDIANTO Naura Maz	3	3	0	0	0	1.000	0	12	1.000	0	0
6	TJONDRONEGORO Arro	30	15	13	2	1	.933	0	0	0	0	0
2	NG Vittorio Chendr	12	10	1	1	0	.917	0	16	1.000	0	1
1	HARMOKO Rashad Kha	21	8	11	2	0	.905	0	0	0	0	0
7	KAMINI Sunshine Aq	24	9	12	3	0	.875	0	0	0	0	0
4	AZGA Samsara Putri	8	3	4	1	0	.875	0	0	0	0	0
3	PRAWIRADILAGA Adik	18	13	2	3	0	.833	0	3	1.000	0	0
5	LEMUEL Dylan	10	7	1	2	0	.800	0	0	0	0	0
8	ARNANTA Alino Asiw	9	4	2	3	0	.667	0	0	0	0	0
15	RACHMALLIA Sheila	2	1	0	1	0	.500	0	0	0	0	0
13	MUZELLA Zia Oktyor	2	0	1	1	0	.500	0	0	0	0	0
10	ARMAND Quiny Alisy	7	1	2	4	0	.429	0	0	0	0	0
11	PUTRI Athaya Luna	3	0	1	2	0	.333	0	0	0	0	0
14	ADINATA Amanda Lax	1	0	0	1	0	.000	0	0	0	0	0
Totals		163	84	53	26	1	.840	0	31	1.000	0	1
Opponents		124	96	27	1	1	.992	1	3	.750	0	1

TEAM'S STATS – ESTADÍSTICAS DE EQUIPO

(INCLUDING GAMES 1-14 – INCLUYENDO JUEGOS DEL 1 AL 14)



PERU

PER

Overall Statistics (as of Jul 30, 2019)
(All Games, Sorted by Batting Avg)

Record: Tournament: 4-3 / Opening Round: 4-2 / Medal Round: 0-1

#	PLAYER	AVG	GP-GS	AB	R	H	2B	3B	HR	RBI	TB	SLG%	BB	HP	SO	GDP	OB%	SF	SH	SB-ATT
13	SHIMABUKURO KUDO S	.429	6-5	7	2	3	0	0	0	2	3	.429	2	0	1	0	.556	0	1	3-3
10	MOLERO CHAVEZ Aria	.286	4-3	7	3	2	0	0	0	1	2	.286	1	0	2	0	.375	0	0	1-1
16	TSUKAZAN OLIDEN Em	.286	7-7	7	1	2	0	0	0	2	2	.286	0	0	3	0	.286	0	0	1-1
7	TOYAMA SHIROMA Dan	.214	7-7	14	2	3	0	0	1	2	6	.429	0	0	5	0	.214	0	0	3-3
6	NAGAMINE NAKASONE	.200	7-7	10	0	2	0	0	0	1	2	.200	3	0	2	0	.385	0	1	0-1
11	RETUERTO ZAPATA Ru	.188	7-7	16	1	3	1	0	0	1	4	.250	0	1	4	0	.235	0	0	1-1
12	BURRELL MORENO Lau	.167	6-4	6	0	1	0	0	0	0	1	.167	2	0	3	0	.375	0	1	0-0
15	PANDO CASTRO Joaqui	.125	7-7	8	2	1	1	0	0	2	2	.250	4	0	3	0	.417	0	0	0-0
14	HIGA ENDO Valeria	.111	7-7	9	3	1	0	0	0	0	1	.111	3	0	1	0	.333	0	2	4-4
2	PERALTA LOPEZ Josu	.111	6-6	9	1	1	0	0	0	1	1	.111	4	0	2	0	.385	0	0	1-1
8	SHIBATA HIGA Ken N	.083	7-7	12	3	1	0	0	0	0	1	.83	3	0	4	0	.267	0	1	1-1
1	CHAMAYA RONCEROS E	.000	2-2	3	1	0	0	0	0	1	0	.000	0	0	2	0	.000	0	1	0-0
4	TOYAMA SHIROMA Sof	.000	2-1	3	0	0	0	0	0	0	0	.000	0	0	1	0	.000	0	1	0-0
Totals		.180		111	19	20	2	0	1	13	25	.225	22	1	33	0	.321	0	8	15-16
Opponents		.294		136	24	40	1	2	2	19	51	.375	11	4	42	0	.364	0	3	13-13

(All Games, Sorted by Earned Run Avg)

#	PLAYER	ERA	W-L	SV	IP	G	GS	CG	SHO	H	R	ER	BB	SO	2B	3B	HR	AB	B/Avg	WP	HP	IP	SHA	SFA
16	TSUKAZAN OLIDEN Em	2.95	2-2	0	20.1	6	5	4	2	28	13	12	7	25	1	1	1	87	.322	3	2	1	2	0
14	HIGA ENDO Valeria	4.58	2-1	0	12.0	3	2	1	0	12	11	11	4	16	0	1	1	48	.250	0	2	0	1	0
Totals		3.56	4-3	0	32.1	7	7	5	2	40	24	23	11	41	1	2	2	135	.296	3	4	1	3	0
Opponents		1.72	3-4	0	32.0	7	7	5	1	20	19	11	22	33	2	0	1	111	.180	4	1	0	8	0

(All Games, Sorted by Fielding Pct)

#	PLAYER	C	PO	A	E	DP	FLD%	CSB	SBA	SBA%	CI	PB
6	NAGAMINE NAKASONE	47	45	2	0	0	1.000	0	13	1.000	0	3
10	MOLERO CHAVEZ Aria	6	2	4	0	0	1.000	0	0	0	0	0
2	PERALTA LOPEZ Josu	6	5	1	0	0	1.000	0	0	0	0	0
11	RETUERTO ZAPATA Ru	3	2	1	0	0	1.000	0	0	0	0	0
12	BURRELL MORENO Lau	1	1	0	0	0	1.000	0	0	0	0	0
4	TOYAMA SHIROMA Sof	1	1	0	0	0	1.000	0	0	0	0	0
15	PANDO CASTRO Joaqui	24	23	0	1	0	.958	0	0	0	0	0
7	TOYAMA SHIROMA Dan	19	10	8	1	0	.947	0	0	0	0	0
14	HIGA ENDO Valeria	8	3	4	1	0	.875	0	0	0	0	0
8	SHIBATA HIGA Ken N	8	5	2	1	0	.875	0	0	0	0	0
16	TSUKAZAN OLIDEN Em	7	0	6	1	0	.857	0	0	0	0	0
Totals		130	97	28	5	0	.962	0	13	1.000	0	3
Opponents		157	96	49	12	2	.924	1	15	.938	1	1

ABBREVIATIONS – ABREVIATURAS

(IN ALPHABETICAL ORDER – EN ORDEN ALFABÉTICO)

HITTING – OFENSIVA			PITCHING – PITCHEO		
2B	Doubles	Dobles	2B	Doubles allowed	Dobles permitidos
3B	Triples	Triples	3B	Triples allowed	Triples permitidos
AB	At bats	Veces al bate	AB	At bats	Veces al bate
AVG	Batting average	Average de bateo	B/Avg	Opponent batting average	Average de bateo de los oponentes
BB	Base on balls	Base por bolas	BK	Balk	Balk
GDP	Grounded into double plays	Batazo para Doble Play	BB	Base on balls allowed	Bases por bolas concedidas
G	Games played	Juegos jugados	CG	Complete games	Juegos completo
H	Hits	Hits conectados	ER	Earned runs allowed	Carreras limpias permitidas
HP	Hit by pitch	Golpeado por el lanzador	ERA	Earned run average	Promedio de efectividad
HR	Homeruns	Cuadrangulares	IBB	Intentional base on balls allowed	Bases por bolas intencionales
IBB	Intentional base on balls	Base por bolas intencional	GP	Games pitched	Juegos lanzados
OB%	On base percentage	Promedio de embasado	GS	Games started	Juegos iniciados
R	Runs scored	Carreras anotadas	H	Hits allowed	Hits permitidos
RBI	Runs batted in	Carreras impulsadas	HP	Hit by pitch	Golpeados por el lanzamiento
SB / ATT	Stolen bases / SB attempts	Bases Robadas / Intentos de robo	HR	Home runs allowed	Cuadrangulares permitidos
SF	Sacrifice flies	Sacrificio Fly	IP	Innings played	Entradas lanzadas
SH	Sacrifice hits	Toque de sacrificio	R	Runs allowed	Carreras permitidas
SLG%	Slugging percentage	Average de slugging	SO	Strikeouts	Ponches propinados
SO	Strikeouts	Ponches	SFA	Sacrifice flies allowed	Sacrificios fly permitidos
TB	Total bases	Total de bases alcanzadas por hit	SHA	Sacrifice hits allowed	Toques de sacrificio permitidos
			SHO	Shutouts / Combination shutouts	Blanqueos / Blanqueos combinados
			SV	Saves	Juegos salvados
			W-L	Wins/Losses	Juegos ganados/Perdidos
			WP	Wild pitches	Wild pitches

FIELDING – DEFENSA

A	Assists	Asistencias
C	Chances	Total de lances
CI	Catcher's interference	Interferencia del receptor
CSB	Caught stealing (by pitcher and catcher)	Atrapado robando (del lanzador y del receptor)
DP	Double plays participated in	Participaciones en doble play
E	Errors	Errores
FLD%	Fielding percentage	Promedio de defensa
PB	Passed balls (catcher)	Passed ball (receptor)
PO	Putouts	Outs (Eliminaciones)
SBA	Stolen bases allowed (pitcher and catcher)	Robos permitidos (lanzador y receptor)
SBA%	Stolen bases against percentage (pitcher and catcher)	Promedio de robos permitidos (lanzador y receptor)