



WBSC

U-12 BASEBALL
WORLD CUP®



TAINAN 2019

NR. 2

27 JULY/JULIO 2019

DAILY REPORT REPORTE DIARIO

@WBSC

#U12WorldCup

FOR THE TITLE OF WORLD CHAMPION



No.1 JPN



No.2 USA



No.3 KOR



No.4 TPE



No.5 CUB



No.6 MEX



No.7 AUS



No.9 VEN



No.16 ITA



No.18 CZE



No.23 RSA












No.75 FIJ

WBSC.ORG

OFFICIALS – OFICIALES

TECHNICAL COMMISSION – COMISIÓN TÉCNICA

Technical Director – Director Técnico:  David NAGY (AUS)


 Giuseppe GUILIZZONI (ITA)	 Stephen LESFARGUES (FRA)	 Mitsuyoshi SATO (BRA)
 Nicky TO (HKG)	 Gerald LEBLANC (CAN)	 Glenn WILLIAMS (AUS)
 Shih-Ming CHANG (TPE)	 Ken HUANG (TPE)	 Calvin YEH (TPE)













UMPIRES – ÁRBITROS

Umpire Director - Director de Árbitros:  Lisa Marie TURBITT (CAN)

 Eric BLOUNT (RSA)	 Ufuk HERLIN SANTOSO (INA)	 Han Zhi JIANG (CHN)
 Jun Oh KIM (KOR)	 Juan LICOURT (CUB)	 Yuri MACCHIAVELLI (ITA)
 Yee Wah MOO (HKG)	 Benjamin NASH (AUS)	 Jill SILVANIC (USA)
 Atsuo TSUKADA (JPN)	 Marek VICAR (CZE)	 Travis WATSON (NZL)
 Meng-Chih HSIEH (TPE)	 Chung Chi JAN (TPE)	 Kuo-Cheng TSAI (TPE)
 Chung-Yu WU (TPE)	 Shih-Wei YEH (TPE)	 Ming-An TUNG (TPE)

OFFICIAL SCORERS – ANOTADORES OFICIALES

Scorers Director – Director de Anotadores:  Fabio ZACCARIA (ITA)

 Jason BUITENHUIS (CAN)	 Sin Yee CHAN (HKG)	 Feiko DROST (NED)
 Jennie MOLONEY (AUS)	 Natalie TODD (AUS)	 Ming-Tan CHU (TPE)
 Ya-Li CHUANG (TPE)	 Fu-Ying HUANG (TPE)	 Hsin-Chang HUANG (TPE)
 Hwei-Chen KO (TPE)	 Yu Chun WEN (TPE)	 Szu-Hsien CHEN (TPE)

PITCHER GROUP B – GRUPO B

Pitch Count and Mandatory Rest Chart

1 - 30

no rest

31 - 45

1 day

46 - 60

2 days

61 - 75

3 days

max 85

4 days

3 = pitcher availability
3 = number of pitches
X = mandatory rest day pursuant
to WBSC U-12 BWC rules

Shirt #	Name	Team	Group	Day 1	Day 2	Day 3	Day 4	Day 5	Rest	Day 6	Day 7	Day 8	Day 9
				26-jul	27-jul	28-jul	39-jul	30-jul	Day	1-aug	2-aug	3-aug	4-aug
9	MOYLE Austin Jeffrey	AUS	B	18									
10	HAEUSLER Kristian Ne	AUS	B		60	X	X						
12	OLIPHANT Riley James	AUS	B	21									
17	SLAPETTA Simon	AUS	B		42	X							
18	BALLANTYNE Alasdair	AUS	B		26								
22	THWAITES Daniel John	AUS	B	60	X	X							
5	LEWIS Brenden Drew	USA	B	50	X	X							
15	HARTSHORN Josiah Chr	USA	B		41	X							
23	TINAJERO Lucas	USA	B		40	X							
24	STROMAN Jayden Earl	USA	B		11								
25	ADKINS Dillon Anthon	USA	B		21								
15	VILLAVICENCIO MAYORA	MEX	B	45	X								
27	HOYOS ROMO Marlon	MEX	B	43	X								
17	OROZCO COTA Kevin Al	MEX	B		44	X							
26	GALLEGOS GONZALEZ Al	MEX	B		16								
31	VARGAS ANTILLON Gust	MEX	B	13	22	X							
8	NA Hyunseo	KOR	B	43	X								
6	YOU Yongjun	KOR	B	22									
4	LEE Jaejun	KOR	B	30									
12	LIM Hogil	KOR	B	3	11								
11	JUNG Mingyu	KOR	B		16								
15	LEE Myeongjae	KOR	B		13								
18	HAN Junhui	KOR	B		12								
2	GIORGESCHI Matteo	ITA	B	60	X	X							
20	SABATINI Filippo	ITA	B		58	X	X						
22	BONDI Thomas	ITA	B	26									
7	SALAS ORTEGA Eyden	VEN	B		44	X							
10	TRUJILLO MORENO Sand	VEN	B	63	X	X	X						
14	BLANCO CABRERA Jean	VEN	B		75	X	X	X					

OPENING ROUND – RONDA DE APERTURA

STANDINGS – POSICIÓN DE EQUIPOS

GROUP A – GRUPO A

RK	TEAM – EQUIPO	GP	W	L	AVG	GB
1	 JAPAN	2	2	0	1.000	-
2	 CHINESE TAIPEI	2	2	0	1.000	-
3	 SOUTH AFRICA	2	1	1	.500	1
4	 CZECH REPUBLIC	2	1	1	.500	1
5	 CUBA	2	0	2	.000	2
6	 FIJI	2	0	2	.000	2

GROUP B – GRUPO B

RK	TEAM – EQUIPO	GP	W	L	AVG	GB
2	 SOUTH KOREA	2	2	0	1.000	-
3	 VENEZUELA	2	2	0	1.000	-
1	 USA	2	1	1	.500	1
4	 MEXICO	2	1	1	.500	1
5	 AUSTRALIA	2	0	2	.000	2
6	 ITALY	2	0	2	.000	2

The Teams are placed according the Tournament Regulations for the WBSC.

Los equipos son ordenados en atención a los Reglamentos Oficiales de la WBSC.

OPENING ROUND – RONDA DE APERTURA

SCHEDULE AND RESULTS – CALENDARIO Y RESULTADOS

GROUP A - GRUPO A

 JAPAN

 CHINESE TAIPEI

 CUBA

 CZECH REPUBLIC

 SOUTH AFRICA

 FIJI

GROUP B - GRUPO B

 USA

 SOUTH KOREA

 MEXICO

 AUSTRALIA

 VENEZUELA

 ITALY

FRIDAY JULY 26 – VIERNES 26 DE JULIO, 2019

#	Hour Hora	Stadium Campo	Group Grupo	Away Team Equipo Visitante	Home Team Equipo Local	Score	Inn	
1	10:00	ASPAC B	B	 ITALY	 VENEZUELA	0-15	4	
2	10:00	ASPAC Youth	A	 JAPAN	 CZECH REPUBLIC	21-0	4	
3	14:00	ASPAC B	B	 AUSTRALIA	 USA	0-10	5	
4	14:00	ASPAC Youth	B	 MEXICO	 SOUTH KOREA	0-7		
5	14:00	Shan-Hwa	A	 SOUTH AFRICA	 FIJI	28-2	4	
	17:50	ASPAC Youth	WBSC OPENING CEREMONY – CEREMONIA INAUGURAL					
6	18:30	ASPAC Youth	A	 CUBA	 CHINESE TAIPEI	2-4		

SATURDAY JULY 27 – SÁBADO 27 DE JULIO, 2019

#	Hour Hora	Stadium Campo	Group Grupo	Away Team Equipo Visitante	Home Team Equipo Local	Score	Inn
7	10:00	ASPAC B	A	 CZECH REPUBLIC	 FIJI	30-1	4
8	10:00	ASPAC Youth	B	 SOUTH KOREA	 AUSTRALIA	13-0	
9	14:00	ASPAC B	B	 VENEZUELA	 USA	7-6	
10	14:00	ASPAC Youth	A	 CUBA	 JAPAN	0-6	
11	14:00	Shan-Hwa	B	 ITALY	 MEXICO	0-1	
12	18:30	ASPAC Youth	A	 CHINESE TAIPEI	 SOUTH AFRICA	19-0	4

Local time in Chinese Taipei / Hora local en China Taipéi

OPENING ROUND – RONDA DE APERTURA

SCHEDULE AND RESULTS – CALENDARIO Y RESULTADOS

SUNDAY JULY 28 – DOMINGO 28 DE JULIO, 2019

#	Hour Hora	Stadium Campo	Group Grupo	Away Team Equipo Visitante	Home Team Equipo Local	Score	Inn
13	10:00	ASPAC B	A	FIJI	CUBA		
14	10:00	ASPAC Youth	B	VENEZUELA	MEXICO		
15	14:00	ASPAC B	A	CZECH REPUBLIC	SOUTH AFRICA		
16	14:00	ASPAC Youth	B	USA	SOUTH KOREA		
17	14:00	Shan-Hwa	B	AUSTRALIA	ITALY		
18	18:30	ASPAC Youth	A	JAPAN	CHINESE TAIPEI		

MONDAY JULY 29 – LUNES 29 DE JULIO, 2019

#	Hour Hora	Stadium Campo	Group Grupo	Away Team Equipo Visitante	Home Team Equipo Local	Score	Inn
19	10:00	ASPAC B	B	MEXICO	AUSTRALIA		
20	10:00	ASPAC Youth	A	FIJI	JAPAN		
21	14:00	ASPAC B	B	ITALY	USA		
22	14:00	ASPAC Youth	B	VENEZUELA	SOUTH KOREA		
23	14:00	Shan-Hwa	A	SOUTH AFRICA	CUBA		
24	18:30	ASPAC Youth	A	CHINESE TAIPEI	CZECH REPUBLIC		

TUESDAY JULY 30 – MARTES 30 DE JULIO, 2019

#	Hour Hora	Stadium Campo	Group Grupo	Away Team Equipo Visitante	Home Team Equipo Local	Score	Inn
25	10:00	ASPAC B	B	AUSTRALIA	VENEZUELA		
26	10:00	ASPAC Youth	B	SOUTH KOREA	ITALY		
27	14:00	ASPAC B	B	USA	MEXICO		
28	14:00	ASPAC Youth	A	SOUTH AFRICA	JAPAN		
29	14:00	Shan-Hwa	A	CZECH REPUBLIC	CUBA		
30	18:30	ASPAC Youth	A	FIJI	CHINESE TAIPEI		

Local time in Chinese Taipei / Hora local en China Taipéi

GAME SUMMARY - RESULTADO DEL JUEGO 07



CZECH REPUBLIC-FIJI



Czech Republic 30, Fiji 1

Jul 27, 2019 at Tainan (TPE), ASPAC B

```
-----
Czech Republic.....0(11)(19) 0 - 30 18 2 (1-1)
Fiji.....00 0 1 - 1 0 4 (0-2)
-----
```

Pitchers:

Czech Republic - MARTINČÁK Jonáš, HLUCHÝ Nikolas
 Fiji - VAKA Nimilote Lua, MOCELUTU Kitione Ratubula T Lutunatabua, JOHNS William Michael Moses, BAINIKORO Asaeli Mata, VEREIVALU Isikeli Koroisivoidaveta, BIAUKULA Filipe Wilikibau
 Win: HLUCHÝ Nikolas (1-0)
 Loss: VAKA Nimilote Lua (0-1)

Attendance: 200
 Start: 10:01
 Time: 1:45
 Weather: Sunny

Umpires: HP-SANTOSO Ufuk Herlin (INA), 1B-YEH Shih-Wei (TPE), 2B-MACCHIAVELLI Yuri (ITA), 3B-BLOUNT Eric (RSA)
 TC: LEBLANC Gerry (CAN), YEH Calvin (TPE)
 Scorers: CHAN Cindy (HKG), WEN Tim (TPE), CHUANG Ya-Li (TPE)

GAME SUMMARY - RESULTADO DEL JUEGO 08



SOUTH KOREA-AUSTRALIA



Korea 13, Australia 0

Jul 27, 2019 at Tainan (TPE), ASPAC Youth

```
-----
Korea.....310 54 - 13 10 1 (2-0)
Australia.....000 00 - 0 0 2 (0-2)
-----
```

Pitchers:

Korea - JUNG Mingyu, LIM Hogil, LEE Myeongjae, HAN Junhui
 Australia - SLAPETTA Simon, HAEUSLER Kristian Neil, BALLANTYNE Alasdair Douglas
 Win: LIM Hogil (1-0)
 Loss: SLAPETTA Simon (0-1)

Homeruns: Korea: LEE Jaejun

Attendance: 355
 Start: 9:52
 Time: 1:55
 Weather: Partly cloudy

Umpires: HP-LICOURT Juan (CUB), 1B-TUNG Min-An (TPE), 2B-MOO Eva (HKG), 3B-VIČAR Marek (CZE)
 TC: GUILIZZONI Giuseppe (ITA), HUANG Ken (TPE)
 Scorers: TODD Nathalie (AUS), MOLONEY Jennie (AUS), KO Huei-Chen, Jessie (TPE)

GAME SUMMARY - RESULTADO DEL JUEGO 09



VENEZUELA-USA



Venezuela 7, United States 6

Jul 27, 2019 at Tainan (TPE), ASPAC B

 Venezuela.....020 410 - 7 10 2 (2-0)
 United States.....100 104 - 6 6 1 (1-1)

Pitchers:

Venezuela - BLANCO CABRERA Jean Carlos, SALAS ORTEGA Eyden Omar
 United States - TINAJERO Lucas, HARTSHORN Josiah Christopher, ADKINS Dillon
 Anthony, STROMAN Jayden Earl
 Win: BLANCO CABRERA Jean Carlos (1-0)
 Loss: TINAJERO Lucas (0-1)
 Save: SALAS ORTEGA Eyden Omar (1)

Homeruns: Venezuela: DOMINGUEZ SANCHEZ Leonel Jose

Attendance: 350
 Start: 13:59
 Time: 2:12
 Weather: Cloudy

Umpires: HP-MACCHIAVELLI Yuri (ITA), 1B-BLOUNT Eric (RSA), 2B-JAN Chung-Chi (TPE), 3B-TSAI Kuo-Cheng (TPE)
 TC: LEBLANC Gerry (CAN), YEH Calvin (TPE)
 Scorers: WEN Tim (TPE), CHAN Cindy (HKG), CHEN Szu-Hsien (TPE)

GAME SUMMARY - RESULTADO DEL JUEGO 10



CUBA-JAPAN



Japan 6, Cuba 0

Jul 27, 2019 at Tainan (TPE), ASPAC Youth

 Cuba.....000 000 - 0 3 1 (0-2)
 Japan.....101 22X - 6 6 1 (2-0)

Pitchers:

Cuba - ACOSTA ZAMORA Yeison Leonel, DANGUILLECOURT PISS Pedro Julio, RODRIGUEZ CUTIÑO Johan Alejandro, RODRIGUEZ DIAZ Yeison Raciél, BATISTA CORRALES Mailon Francisco, CRUZ ECHEMENDIA Alejandro Derlys
 Japan - NAMATAME Hironosuke, AOKI Sakuma, TAKAHASHI Shosei, HAYASHI Kyonosuke
 Win: AOKI Sakuma (1-0)
 Loss: ACOSTA ZAMORA Yeison Leonel (0-1)

Attendance: 480
 Start: 13:12
 Time: 1:43
 Weather: Partly Cloudy

Umpires: HP-HSIEH Meng-Chih (TPE), 1B-JIANG Hanzhi (CHN), 2B-VIČAR Marek (CZE), 3B-WU Chang-Yu (TPE)
 TC: GUILIZZONI Giuseppe (ITA), TO Nicky (HKG)
 Scorers: MOLONEY Jennie (AUS), TODD Nathalie (AUS), CHU Ming-Tan (TPE)

GAME SUMMARY - RESULTADO DEL JUEGO 11



ITALY-MEXICO



Mexico 1, Italy 0

Jul 27, 2019 at Tainan (TPE), Shan-Hwa

```
-----
Italy.....000 000 - 0 2 2 (0-2)
Mexico.....100 00X - 1 2 0 (1-1)
-----
```

Pitchers:

Italy - SABATINI Filippo

Mexico - OROZCO COTA Kevin Alexis, GALLEGOS GONZALEZ Alonso, VARGAS ANTILLON Gustavo

Win: OROZCO COTA Kevin Alexis (1-0)

Loss: SABATINI Filippo (0-1)

Save: VARGAS ANTILLON Gustavo (1)

Attendance: 250

Start: 14:02

Time: 1:27

Weather: Partly cloudy

Umpires: HP-NASH Benjamin (AUS), 1B-TSUKADA Atsuo (JPN), 2B-WATSON Travis (NZL), 3B-SILVANIC Jill (USA)

TC: WILLIAMS Glenn (AUS), CHANG Shih-Ming (TPE)

Scorers: BUITENHUIS Jason (CAN), HUANG Fu-Ying (TPE), HUANG Hsin-Chang (TPE)

GAME SUMMARY - RESULTADO DEL JUEGO 12



CHINESE TAIPEI-SOUTH AFRICA



Chinese Taipei 19, South Africa 0

Jul 27, 2019 at Tainan (TPE), ASPAC Youth

```
-----
Chinese Taipei.....17(10) 1 - 19 16 0 (2-0)
South Africa.....000 0 - 0 0 3 (1-1)
-----
```

Pitchers:

Chinese Taipei - CYUAN Ruei, CHEN YU AN, HSU Tzu-Cheng, CHANG Yao-Yun

South Africa - JONATHAN Jaedon Rashid, LE ROUX Damian Louwtjie, EMMETT Luke James, LE ROUX Damian Louwtjie, FRADD Tristan Douglas

Win: CHEN YU AN (1-0)

Loss: JONATHAN Jaedon Rashid (0-1)

Homeruns: Chinese Taipei: CHIANG Tsung-Chun

Attendance: 510

Start: 18:32

Time: 1:23

Weather: Partly Cloudy

Umpires: HP-KIM Junoh (KOR), 1B-MOO Eva (HKG), 2B-SANTOSO Ufuk Herlin (INA), 3B-LICOURT Juan (CUB)

TC: SATO Mitsuyoshi (BRA), LESFARGUES Stephen (FRA)

Scorers: MOLONEY Jennie (AUS), CHAN Cindy (HKG), CHU Ming-Tan (TPE)

SUPER ROUND, CONSOLATION ROUND AND FINALS SUPER GRUPO, RONDA DE CONSOLACIÓN Y FINALES

SCHEDULE AND RESULTS – CALENDARIO Y RESULTADOS

SUPER ROUND SUPER GRUPO	CONSOLATION ROUND RONDA DE CONSOLACIÓN
1A	4A
1B	4B
2A	5A
2B	5B
3A	6A
3B	6B

THURSDAY AUGUST 1 – JUEVES 1 DE AGOSTO, 2019

#	Hour Hora	Stadium Campo	Group Grupo	Away Team Equipo Visitante	Home Team Equipo Local	Score	Inn
31		ASPAC Youth	SR	A3	B2		
32		ASPAC Youth	SR	A2	B1		
33		ASPAC Youth	SR	B3	A1		
34		ASPAC B	CON	B6	A5		
35		ASPAC B	CON	A6	B4		
36		Shan-Hwa	CON	B5	A4		

FRIDAY AUGUST 2 – VIERNES 1 DE AGOSTO, 2019

#	Hour Hora	Stadium Campo	Group Grupo	Away Team Equipo Visitante	Home Team Equipo Local	Score	Inn
37		ASPAC Youth	SR	A3	B3 (*)		
38		ASPAC Youth	SR	A2	B2 (*)		
39		ASPAC Youth	SR	A1	B1 (*)		
40		ASPAC B	CON	A6	B6 (*)		
41		ASPAC B	CON	A5	B5 (*)		
42		Shan-Hwa	CON	A4	B4(*)		

(*) Cointoss to determine home team / El equipo local se determinará por el lanzamiento de moneda.

Local time in Chinese Taipei / Hora local en China Taipéi

**SUPER ROUND, CONSOLATION ROUND AND FINALS
SUPER GRUPO, RONDA DE CONSOLACIÓN Y FINALES**

SCHEDULE AND RESULTS – CALENDARIO Y RESULTADOS

SATURDAY AUGUST 3 – SÁBADO 3 DE AGOSTO, 2019

#	Hour Hora	Stadium Campo	Group Grupo	Away Team Equipo Visitante	Home Team Equipo Local	Score	Inn
43		ASPAC Youth	SR	A3	B1		
44		ASPAC Youth	SR	B3	A2		
45		ASPAC Youth	SR	B2	A1		
46		ASPAC B	CON	B6	A4		
47		ASPAC B	CON	A5	B4		
48		Shan-Hwa	CON	A6	B5		

SUNDAY AUGUST 4 – DOMINGO 4 DE AGOSTO, 2019

#	Hour Hora	Stadium Campo	Group Grupo	Away Team Equipo Visitante	Home Team Equipo Local	Score	Inn	
49	14:00	ASPAC Youth	BRONZE 	4th Place after SR	3rd Place after SR			
50	18:30	ASPAC Youth	GOLD 	2nd Place after SR	1st Place after SR			
		ASPAC Youth	WBSC	CLOSING CEREMONY – CEREMONIA DE CLAUSURA				

Local time in Chinese Taipei / Hora local en China Taipéi

TECHNICAL APPOINTMENTS – DESIGNACIONES TÉCNICAS

#	Hour Hora	Away Team Equipo Visitante	Home Team Equipo Local		UMPIRES	SCORERS	TECHNICAL COMM.
13	10:00	Fiji	Cuba	HP	Eric Blount RSA	Natalie Todd (AUS)	Glenn Williams AUS
ASPAC B				1B	Wu, Chung-Yu TPE	Cindy Chan HKG	Ken Huang TPE
				2B	Benjamin Nash AUS	Chuang, Ya-Li TPE	
				3B	Tung, Ming-An TPE		

#	Hour Hora	Away Team Equipo Visitante	Home Team Equipo Local		UMPIRES	SCORERS	TECHNICAL COMM.
14	10:00	Venezuela	Mexico	HP	Atsuo Tsukada JPN	Jason Buitenhuis CAN	Mitsuyoshi Sato BRA
ASPAC Youth				1B	Yeh, Shih-Wei TPE	Tim Wen TPE	Chang, Shih-Ming TPE
				2B	Ufuk Herlin Santoso INA	Chen, Szu-Hsien TPE	
				3B	Jan, Chung Chi TPE		

#	Hour Hora	Away Team Equipo Visitante	Home Team Equipo Local		UMPIRES	SCORERS	TECHNICAL COMM.
15	14:00	Czech Republic	South Africa	HP	Wu, Chung-Yu TPE	Cindy Chan HKG	Glenn Williams AUS
ASPAC B				1B	Jun Oh Kim KOR	Jason Buitenhuis CAN	Ken Huang TPE
				2B	Eric Blount RSA	Huang, Fu-Ying TPE	
				3B	Benjamin Nash AUS		

#	Hour Hora	Away Team Equipo Visitante	Home Team Equipo Local		UMPIRES	SCORERS	TECHNICAL COMM.
16	14:00	USA	Korea	HP	Marek Vicar CZE	Tim Wen TPE	Mitsuyoshi Sato BRA
ASPAC Youth				1B	Ufuk Herlin Santoso INA	Natalie Todd (AUS)	Giuseppe Guilizzoni ITA
				2B	Hsieh, Meng-Chih TPE	Huang, Hsin-Chang TPE	
				3B	Travis Watson NZL		

#	Hour Hora	Away Team Equipo Visitante	Home Team Equipo Local		UMPIRES	SCORERS	TECHNICAL COMM.
17	14:00	Australia	Italy	HP	Jill Silvanic USA	Jennie Moloney AUS	Nicky To HKG
Shan-Hwa				1B	Juan Licourt Garcia CUB	Chu, Ming-Tan TPE	Calvin Yeh TPE
				2B	Tsai, Kuo-Cheng TPE	Ko, Huei-Chen TPE	
				3B	Eva Moo HKG		

#	Hour Hora	Away Team Equipo Visitante	Home Team Equipo Local		UMPIRES	SCORERS	TECHNICAL COMM.
18	18:30	Japan	Chinese Taipei	HP	Yuri Macchiavelli ITA	Jason Buitenhuis CAN	Stephen Lesfargues FRA
ASPAC Youth				1B	Travis Watson NZL	Tim Wen TPE	Gerald LeBlanc CAN
				2B	Jiang, Han Zhi CHN	Chuang, Ya-Li	
				3B	Jun Oh Kim KOR		

ABBREVIATIONS – ABREVIATURAS

(IN ALPHABETICAL ORDER – EN ORDEN ALFABÉTICO)

HITTING – OFENSIVA			PITCHING – PITCHEO		
2B	Doubles	Dobles	2B	Doubles allowed	Dobles permitidos
3B	Triples	Triples	3B	Triples allowed	Triples permitidos
AB	At bats	Veces al bate	AB	At bats	Veces al bate
AVG	Batting average	Average de bateo	B/Avg	Opponent batting average	Average de bateo de los oponentes
BB	Base on balls	Base por bolas	BK	Balk	Balk
GDP	Grounded into double plays	Batazo para Doble Play	BB	Base on balls allowed	Bases por bolas concedidas
G	Games played	Juegos jugados	CG	Complete games	Juegos completo
H	Hits	Hits conectados	ER	Earned runs allowed	Carreras limpias permitidas
HP	Hit by pitch	Golpeado por el lanzador	ERA	Earned run average	Promedio de efectividad
HR	Homeruns	Cuadrangulares	IBB	Intentional base on balls allowed	Bases por bolas intencionales
IBB	Intentional base on balls	Base por bolas intencional	GP	Games pitched	Juegos lanzados
OB%	On base percentage	Promedio de embasado	GS	Games started	Juegos iniciados
R	Runs scored	Carreras anotadas	H	Hits allowed	Hits permitidos
RBI	Runs batted in	Carreras impulsadas	HP	Hit by pitch	Golpeado por el lanzamiento
SB / ATT	Stolen bases / SB attempts	Bases Robadas / Intentos de robo	HR	Home runs allowed	Cuadrangulares permitidos
SF	Sacrifice flies	Sacrificio Fly	IP	Innings played	Entradas lanzadas
SH	Sacrifice hits	Toque de sacrificio	R	Runs allowed	Carreras permitidas
SLG%	Slugging percentage	Average de slugging	SO	Strikeouts	Ponches propinados
SO	Strikeouts	Ponches	SFA	Sacrifice flies allowed	Sacrificios fly permitidos
TB	Total bases	Total de bases alcanzadas por hit	SHA	Sacrifice hits allowed	Toques de sacrificio permitidos
			SHO	Shutouts / Combination shutouts	Blanqueos / Blanqueos combinados
			SV	Saves	Juegos salvados
			W-L	Wins/Losses	Juegos ganados/Perdidos
			WP	Wild pitches	Wild pitches

FIELDING – DEFENSA		
A	Assists	Asistencias
C	Chances	Total de lances
CI	Catcher's interference	Interferencia del receptor
CSB	Caught stealing (by pitcher and catcher)	Atrapado robando (del lanzador y del receptor)
DP	Double plays participated in	Participaciones en doble play
E	Errors	Errores
FLD%	Fielding percentage	Promedio de defensa
PB	Passed balls (catcher)	Passed ball (receptor)
PO	Putouts	Outs (Eliminaciones)
SBA	Stolen bases allowed (pitcher and catcher)	Robos permitidos (lanzador y receptor)
SBA%	Stolen bases against percentage (pitcher and catcher)	Promedio de robos permitidos (lanzador y receptor)