

WBSC

**SOFTBALL
EUROPE/AFRICA QUALIFIER**

DAILY REPORT REPORTE DIARIO

@WBSC #RoadToTokyo

Final

27 JULY/JULIO 2019



No. 9 ITA



No. 10 NED



No. 12 GBR



No. 15 CZE



No. 26 FRA



No. 28 RSA



No. 35 ESP



No. 43 BOT

WBSC

SOFTBALL
EUROPE/AFRICA QUALIFIER

#RoadToTokyo

#ROAD TO TOKYO



ITALY

OFFICIALS – OFICIALES

TECHNICAL COMMISSION - COMISIÓN TÉCNICA

Technical Director – Director Técnico:  Conny CHWOJKA (AUT)

 Anna BATTIGELLI (ITA)

 Don BRACEY (CAN)

 Mario DEBONO (MLT)

 Gary SKJERVEN (CAN)

UMPIRES – ÁRBITROS

Umpire Director – Director de Árbitros:  Haruhi GOTO (JPN)

Assistant Umpire Director – Asistente Director de Árbitros:  Leigh EVANS (AUS)

 Jan HORA (CZE)

 Megan HYLTON (GER)

 Jens JAKOBSEN (DEN)

 Thomas LOHNERT (GER)

 Gianluca MAGNANI (ITA)

 Abel MATABOGE (BOT)

 Siphon MOTHOBUKA (RSA)

 Mariana PRINS-ATANASOVA (NED)

 Galip SOENMEZ (GER)

 Michal ZIDEK (CZE)

OFFICIAL SCORERS – ANOTADORES OFICIALES

Scorers Director – Director de Anotadores:  Linda STEIJGER (NED)

 Pablo CARPIO (ESP)

 Gabriele HARDINGER (AUT)

 Fuka NAKAMURA (JPN)

 Stefan SLINGER (NED)

 Marco STOOVELAAR (NED)

 Marco TRAVAGLI (ITA)

ROSTER



BOTSWANA

BOT

#	LAST NAME	FIRST NAME	POS	DOB	B	T	WT	HT
1	SIXPENCE	Gotlamang	P	1992-02-06	R	R	50	166
2	MOGATUSI	Kedibonye	SS	2000-01-23	R	R	53	166
3	NTSHOLETSANG	Lorato Onalenna	SS	1988-06-14	R	R	53	167
4	MONYADZWE	Goitseone	C	1993-02-07	R	R	52	154
5	KGOJANE	Boitshepo	P	1994-06-11	R	R	61	169
6	SEPHEKOLO	Morongwa Sadi	2B	1991-11-19	R	R	54	165
7	ISAAC	Charity	3B	1985-06-03	R	R	58	166
8	MOLEFHE	Bonolo	CF	1991-02-15	R	R	66	168
9	SETH	Onneetse	P	1991-02-03	R	R	58	172
10	DUBE	Bafedile	C	1992-08-01	R	R	68	180
11	LOWANG	Kagiso	CF	1987-07-15	R	R	67	169
12	PHETOGO	Onalenna	RF	1982-09-17	R	R	62	182
14	SERUMOLA	Maitumelo Olorato	LF	1999-03-23	R	R	50	158
15	DITAU	Lesego	P	1998-07-04	R	R	52	166
17	PASSMAN	Nametsegang	1B	1982-12-12	R	R	65	167
	PHIBION	Tawina						Manager/Head Coach

ROSTER



CZECH REPUBLIC

CZE

#	LAST NAME	FIRST NAME	POS	DOB	B	T	WT	HT
1	MALÁ	Kristýna	UTL	1999-08-31	S	R	0	0
3	THOMPSONOVÁ	Eliška	OF	1995-07-03	R	R	0	0
9	PECKOVÁ	Veronika	P	1996-09-19	R	R	0	0
14	PETRÁSKOVÁ	Lucie	OF	1983-10-04	L	R	0	0
17	KOPICOVÁ	Natálie	OF	2000-02-17	R	R	0	172
18	WEISSOVÁ	Adéla	1B	1991-04-30	R	L	0	0
19	HUMHEJ	Katelyn Marie	P	1998-04-06	R	R	0	0
21	BLÁHOVÁ	Martina	P	1992-08-18	R	R	0	0
22	COUFALOVÁ	Julie	OF	1998-06-08	R	R	0	0
23	KLIMPLOVÁ	Veronika	3B	1998-12-18	L	R	0	0
33	KUČERKOVÁ	Ludmila	SS	1992-04-28	R	R	0	0
34	STEJSKALOVÁ	Eliška	3B	2000-10-20	R	R	0	174
53	KUBICOVÁ	Tereza	C	1998-03-13	R	R	0	0
64	RENDLOVÁ	Eva	OF	1983-04-13	L	R	0	0
88	JAKEŠOVÁ	Tereza	2B	1988-05-06	L	R	0	0
	ALBRECHT	Vojtěch						Manager/Head Coach
	JEBAVÝ	Radim						Coach
	KUSÝ	Tomáš						Bench Coach
	RENNEY	Michael Alan						1B Coach
	VAN BRUNT	Monti Le						3B Coach

ROSTER



FRANCE

FRA

#	LAST NAME	FIRST NAME	POS	DOB	B	T	WT	HT
1	PRADE	Pauline Suzanne Arlette	2B	1992-11-21	L	R	57	162
3	DERBAL	Yasmine Charline Stephanie	C	2002-10-30	R	R	67	165
4	GARTNER	Aurélie	P	1987-04-14	R	R	58	166
9	MARIE	Manon George Isabelle	UTL	1995-09-17	R	R	58	163
10	SELLAM	Léna	IF	2002-04-29	R	R	58	160
12	TRIBOLET	Eloïse	CF	1995-02-20	L	R	64	174
14	LYARD	Rosie Camille Emmanuelle	1B	1995-02-05	L	L	60	165
15	RIERA	Julie	C	1987-12-01	R	R	63	166
17	ROGRON	Kimane Jelica	3B	2001-04-01	R	R	67	164
19	HAUDIQUER	Ines Estelle	OF	2001-01-19	R	R	62	169
20	PITCHER	Carrie Juliette	IF	1992-04-03	R	R	58	162
21	HUNTER	Raina Karine	OF	1982-07-26	R	R	65	165
22	GLOVER	Nathalie Jeanne-Marie	OF	1997-04-09	L	R	58	155
24	GRAVES	Mylène Laetitia	P	1996-05-14	R	R	69	172
25	BENCHALI	Sarah	P	1990-07-06	R	R	64	180
	LASSAIGNE	Céline François						Manager/Head Coach
	BOUILLON	Rémi Roger Josè						1B Coach
	RONCHETTI	Alice						Pitching Coach
	DUNOYER usage							
	DUNOYER-MEJIA REINOSO	Autría Miguelina						Coach
	LE CHENADEC	Louise Anna Maria						Coach

ROSTER



GREAT BRITAIN

GBR

#	LAST NAME	FIRST NAME	POS	DOB	B	T	WT	HT
1	MOORE	Amy Elizabeth	C	1991-01-19	R	R	0	0
6	WOLNY	Alicja Jane	IF	1991-08-03	L	R	0	0
7	BROWN	Sydney Michelle	IF	1995-02-14	L	R	0	0
10	EVANS	Lauren Victoria	IF	1996-08-07	R	R	0	0
12	FLEMING	Elizabeth Jane	P	1999-09-23	R	R	0	0
		Alana Colleen Cherie						
13	SNOW	Gilbert	OF	1999-03-14	R	R	0	0
14	MYERS	Nerissa Manantria	IF	1990-11-26	L	R	0	0
20	BURGE	Katie Ann	OF	2002-01-17	L	R	0	0
21	PETERSON	Aubrey Peyton	OF	1997-03-10	L	R	0	0
22	CORRICK	Georgina Louise	P	1998-09-29	R	R	0	0
24	BLOWERS	Emmilee Rose	UTL	1996-04-30	R	R	0	0
25	LEE	Olivia Margaret	C	1999-05-09	R	R	0	0
55	HUTCHISON	Amie Marie	UTL	1997-09-12	R	R	0	0
64	EDWARDS	Hannah Lily	P	2001-03-29	R	R	0	0
66	WIGINGTON	Chloe	OF	1995-09-07	R	R	0	0
	WATKEYS	Rachael Irene						
	KNIGHT	Elizabeth Georgie						
	DERK	Linda Ann						
	WHITLOCK	Christina						

Manager/Head Coach

3B Coach

Coach

Pitching Coach

ROSTER



ITALY

ITA

#	LAST NAME	FIRST NAME	POS	DOB	B	T	WT	HT
3	ROTONDO	Alessandra	C, IF	2000-04-02	L	R	63	165
4	MARRONE	Fabrizia	OF	1996-10-10	L	L	54	160
7	CACCIAMANI	Ilaria	P	1994-03-18	R	R	65	168
12	FAMA	Amanda Lynn	IF	1989-08-13	R	R	71	178
14	LONGHI	Giulia	IF	1993-01-17	R	R	67	167
15	CECCHETTI	Elisa	C, OF	1995-08-21	R	R	64	178
16	NICOLINI	Alice	P	1995-08-02	R	L	0	160
18	CECCHETTI	Greta	P	1989-03-24	R	R	81	181
19	GASPAROTTO	Marta	IF	1996-11-26	R	R	0	180
20	PIANCASTELLI	Erika	C, IF	1996-06-20	R	R	75	174
21	VIGNA	Laura	OF	1999-01-24	L	L	54	163
22	HOWARD	Andrea	IF	1999-01-12	R	R	0	168
23	RICCHI	Beatrice	OF	1993-10-16	R	R	67	170
25	BIROCCI	Lisa Ann	P, DH	1982-09-28	R	R	0	175
26	CAROSONE	Emily Patricia	IF	1993-10-14	L	R	65	160
	OBLETTER	Enrico Walter						Manager/Head Coach
	PIZZOLINI	Federico						Coach
	LA ROSA ZEQUEIRA	Julio Andres						Pitching Coach
	PALERMI	Giovanna						Coach

ROSTER



NETHERLANDS

NED

#	LAST NAME	FIRST NAME	POS	DOB	B	T	WT	HT
5	VAN DALEN	Maxime	1B	1996-03-15	L	L	0	175
6	TUK	Karin	C	1988-08-28	R	R	0	176
9	VAN AALST	Jessie Janel	OF	1992-05-25	L	L	0	176
10	ANDRINGA	Ilona	P	1996-06-26	R	R	0	181
11	VAN GURP	Soclaina Naphtalini	IF	1994-09-23	R	R	0	167
14	DE WEERT	Ginger Roxane	P	1990-11-30	R	R	0	175
15	OOSTING E/V TEN THIJ	Dinet Tonnie	C	1991-05-15	R	R	0	176
		Damishah Maria						
16	CHARLES	Theresa	UTL	1997-10-15	R	R	0	165
17	ANNEVELD	Virginie	3B	1989-07-06	R	R	0	167
18	VONK	Britt Agatha	SS	1991-04-11	L	R	0	176
19	VOORTMAN	Eva Maria Petronella	P	1992-11-29	L	L	0	174
20	LIGTVOET	Wies	OF	1996-12-28	L	R	0	161
23	VERSLUIS	Chantal	OF	1988-01-04	R	R	0	168
25	VAN DER ZANDEN	Cindy Denise	UTL	1993-07-10	R	R	0	173
31	SOMERU	Rebecca	P	1981-12-22	L	R	0	170
	CLARK	Connie						Manager/Head Coach
	GROMACKI	Michelle Marie						Bench Coach
	JONGEJAN	Ferenc Peter						Pitching Coach
	KOSTERINK	Maria Francisca						1B Coach
		Bartholomeus Christiaan						
	HANEGRAAFF	Antonius						Coach

ROSTER



SOUTH AFRICA

RSA

#	LAST NAME	FIRST NAME	POS	DOB	B	T	WT	HT
1	FORTUNE	Chesterney	P	2000-05-06	R	R	57	169
3	DE BEER	Nushka	UTL	2001-03-22	R	R	47	150
4	VAN DER MERWE	Marianke	P	1999-09-04	R	R	65	163
5	BESTER	Wilmadi	OF	1993-11-29	R	R	49	160
10	MABUZA	Nomza	UTL	1991-02-06	R	R	70	170
12	ERASMUS	Lisa Kim	OF	1989-12-19	R	R	56	161
13	MALEBANA	Thandi Mapula	OF	1992-05-03	R	R	55	164
15	KALPENS	Cassandra	UTL	1993-08-13	R	R	70	165
18	GROBLER	Nicolène	UTL	1999-04-18	R	R	59	163
22	LARNEY	Ammaarah	SS	1999-06-18	R	R	65	175
26	BISSCHOFF	Elizabeth	IF	1998-05-17	R	R	62	169
63	MOLOMO	Makgorane Cathrine	1B	1997-03-03	R	R	56	160
66	HERMAN	Elri	IF	2000-02-19	R	R	79	173
70	RHODA	Grivonne	P	2000-07-03	R	R	45	169
81	BOOYENS	Amanda	IF	1997-08-01	R	R	54	164
	DIPONE	Colleen Mamoloko						Manager/Head Coach
	SCOTT	Hayley						Bench Coach
	PILA	Kgabo Wilfred						Pitching Coach
	PRINSLOO	Paul						Bench Coach
	MATLALA	Biya Raymond						3B Coach

ROSTER



SPAIN

ESP

#	LAST NAME	FIRST NAME	POS	DOB	B	T	WT	HT
1	GARCIA CABEDO	Candela	LF	2001-12-28	L	R	54	166
2	CARRERA CARCIA	Rebeca	C	1982-11-25	R	R	0	167
4	SEGURA GIMENEZ	Carla	SS	1996-04-04	R	R	0	171
5	LLORENS BALLESTER	Irene Qiunting	IF	1999-09-09	L	R	0	162
7	MORBELLI PEREYRA	Paula Vanesa	UTL	1991-12-18	R	R	0	167
11	ALONSO GALLARDO	Beatriz	P	1995-10-05	R	R	64	169
12	ALVAREZ URQUIZU	Estibaliz	1B	1997-02-17	R	R	77	173
13	CAICOYA RODRIGUEZ	Maria	OF	1996-03-04	L	R	72	167
15	MODREGO LÓPEZ	Uxua	OF	2001-10-20	R	R	0	171
16	BARANDIARAN GARCIA	Ane	P	1992-09-08	R	R	59	169
17	BLESA	Meritxell	IF	1996-10-29	R	R	63	165
18	SOBRINO MEGIAS	Anna	C	1995-02-07	R	R	0	174
20	JONÀS LLAURADÓ	Roser	OF	1994-03-25	L	L	0	165
21	MONCHO VARELA	Raquel	IF	1994-06-11	R	R	0	169
22	PAREJO ALONSO	Beatriz	P	1987-10-23	R	R	63	170
	MORALES RODRIGUEZ	Orel						Head Coach
	PÉREZ	Juan						1B Coach
	MARTINEZ CRIADO	Carlos						Pitching Coach
	CIVIT	Xavier						3B Coach
	MINAGLIA GARBRIELA	Laura						Coach



OPENING ROUND – RONDA DE APERTURA

STANDINGS – POSICIÓN DE EQUIPOS

GROUP A – GRUPO A

RK	TEAM – EQUIPO	GP	W	L	AVG	GB
1	 GREAT BRITAIN	3	3	0	1.000	-
2	 NETHERLANDS	3	2	1	.667	-
3	 SPAIN	3	1	2	.333	2
4	 SOUTH AFRICA	3	0	3	.000	3

GROUP B – GRUPO B

RK	TEAM – EQUIPO	GP	W	L	AVG	GB
1	 ITALY	3	3	0	1.000	-
2	 CZECH REPUBLIC	3	2	1	.667	1
3	 FRANCE	3	1	2	.333	2
4	 BOTSWANA	3	0	3	.000	3

The Teams are placed according the Tournament Regulations for the WBSC.

Los equipos son ordenados en atención a los Reglamentos Oficiales de la WBSC.

OPENING ROUND – RONDA DE APERTURA

SCHEDULE AND RESULTS – CALENDARIO Y RESULTADOS

GROUP A - GRUPO A

 NETHERLANDS

 GREAT BRITAIN

 SPAIN

 SOUTH AFRICA

GROUP B - GRUPO B

 ITALY

 FRANCE

 CZECH REPUBLIC

 BOTSWANA

TUESDAY JULY 23 – MARTES 23 DE JULIO, 2019

#	Hour Hora	Stadium Campo	Group Grupo	Away Team Equipo Visitante	Home Team Equipo Local	Score	Inn
1	10:00	Sportpark de Paperclip	A	 SPAIN	 GREAT BRITAIN	2 - 9	6
2	13:00	Sportpark de Paperclip	B	 BOTSWANA	 ITALY	0 - 7	5
3	16:00	Sportpark de Paperclip	B	 FRANCE	 CZECH REPUBLIC	1 - 6	
	18:00	Sportpark de Paperclip	WBSC	EVENT's OPENING – ACTO DE APERTURA			
4	19:00	Sportpark de Paperclip	A	 SOUTH AFRICA	 NETHERLANDS	1 - 11	4

WEDNESDAY JUNE 24 – MIÉRCOLES 24 DE JUNIO, 2019

#	Hour Hora	Stadium Campo	Group Grupo	Away Team Equipo Visitante	Home Team Equipo Local	Score	Inn
5	10:00	Sportpark de Paperclip	B	 FRANCE	 BOTSWANA	11 - 2	5
6	13:00	Sportpark de Paperclip	A	 SOUTH AFRICA	 GREAT BRITAIN	0 - 15	3
7	16:00	Sportpark de Paperclip	B	 CZECH REPUBLIC	 ITALY	0 - 2	
8	19:00	Sportpark de Paperclip	A	 NETHERLANDS	 SPAIN	7 - 0	5

THURSDAY JUNE 25 – JUEVES 25 DE JUNIO, 2019

#	Hour Hora	Stadium Campo	Group Grupo	Away Team Equipo Visitante	Home Team Equipo Local	Score	Inn
9	10:00	Sportpark de Paperclip	B	 ITALY	 FRANCE	5 - 1	
10	13:00	Sportpark de Paperclip	A	 SPAIN	 SOUTH AFRICA	5 - 0	
11	16:00	Sportpark de Paperclip	B	 BOTSWANA	 CZECH REPUBLIC	0 - 12	4
12	19:00	Sportpark de Paperclip	A	 GREAT BRITAIN	 NETHERLANDS	5 - 2	

Local time in Netherlands / Hora local en Holanda.

GAME SUMMARY - RESULTADO DEL JUEGO 01



SPAIN – GREAT BRITAIN



Great Britain 9, Spain 2 - Composite Box Score
Jul 23, 2019 at Utrecht (NED) (Sportpark de Paperclip)

Spain.....001 001 - 2 7 0
Great Britain.....002 403 - 9 12 0

Spain 2

PLAYER	AB	R	H	BI	2B	3B	HR	BB	SB	CS	HP	SH	SF	SO	IBB	KL	GDP	PO	A	E
GARCIA CABEDO Candel lf	3	0	1	0	0	0	0	0	0	0	0	0	0	1	0	0	0	1	0	0
SEGURA GIMENEZ Carla ss	3	1	2	0	0	0	0	0	0	0	0	0	0	0	0	0	0	0	2	0
BLESA Meritxell 2b	2	0	1	0	0	0	0	0	0	0	1	0	0	0	0	0	0	2	0	0
MODREGO LOPEZ Uxua cf	3	1	1	0	0	0	0	0	0	0	0	0	0	1	0	0	0	2	0	0
ALVAREZ URQUIZU Esti 1b/dp	3	0	1	0	0	0	0	0	0	0	0	0	0	0	0	0	0	4	0	0
LLORENS BALLESTER Ir pr	0	0	0	0	0	0	0	0	0	0	0	0	0	0	0	0	0	0	0	0
MONCHO VARELA Raquel 3b	3	0	1	1	1	0	0	0	0	0	0	0	0	0	0	0	0	2	2	0
CARRERA CARCIA Rebec dp/c	2	0	0	0	0	0	0	0	0	0	0	1	0	0	0	0	0	4	0	0
PAREJO ALONSO Beatri p/1b	3	0	0	0	0	0	0	0	0	0	0	0	0	1	0	0	0	2	2	0
CAICOYA RODRIGUEZ Ma rf	2	0	0	0	0	0	0	0	0	0	0	0	0	0	0	0	0	0	0	0
SOBRINO MEGIAS Anna c	0	0	0	0	0	0	0	0	0	0	0	0	0	0	0	0	0	0	0	0
ALONSO GALLARDO Beat p	0	0	0	0	0	0	0	0	0	0	0	0	0	0	0	0	0	0	0	0
BARANDIARAN GARCIA A p	0	0	0	0	0	0	0	0	0	0	0	0	0	0	0	0	0	0	1	0
Totals	24	2	7	2	1	0	0	0	0	0	1	1	0	3	0	0	0	17	7	0

Great Britain 9

PLAYER	AB	R	H	BI	2B	3B	HR	BB	SB	CS	HP	SH	SF	SO	IBB	KL	GDP	PO	A	E
BROWN Sydney Michell ss	2	1	0	0	0	0	0	2	0	0	0	0	0	1	0	0	0	2	3	0
PETERSON Aubrey Peyt cf	2	1	1	1	0	0	0	0	0	0	0	1	1	1	0	0	0	2	1	0
MYERS Nerissa Manant 2b	4	2	2	3	0	0	2	0	0	0	0	0	0	0	0	0	0	4	1	0
WOLNY Alicja Jane 1b	2	1	2	1	0	0	0	2	0	0	0	0	0	0	0	0	0	2	1	0
MOORE Amy Elizabeth c	4	0	1	1	1	0	0	0	0	0	0	0	0	0	0	0	0	2	1	0
EVANS Lauren Victori 3b	4	1	1	0	0	0	0	0	0	0	0	0	0	1	0	0	0	2	2	0
CORRICK Georgina Lou dp	3	1	1	0	0	0	0	1	0	0	0	0	0	0	0	0	0	0	0	0
WIGINGTON Chloe rf	3	1	2	0	0	1	0	1	0	0	0	0	0	0	0	0	0	2	0	0
HUTCHISON Amie Marie p/1f	3	1	2	3	1	0	0	1	0	0	0	0	0	0	0	0	0	1	0	0
BURGE Katie Ann lf	0	0	0	0	0	0	0	0	0	0	0	0	0	0	0	0	0	1	0	0
EDWARDS Hannah Lily p	0	0	0	0	0	0	0	0	0	0	0	0	0	0	0	0	0	0	0	0
Totals	27	9	12	9	2	1	2	7	0	0	0	1	1	3	0	0	0	18	9	0

Spain	IP	H	R	ER	BB	SO	WP	HP	IP	IBB	SH	SF	2B	3B	HR	AB	BF	FO	GO	NP
PAREJO ALONSO Beatri L,0-1	3.0	5	5	5	5	0	1	0	0	0	1	0	1	1	1	13	19	4	5	66
ALONSO GALLARDO Beat	1.1	3	1	1	1	1	1	0	0	0	0	1	1	0	0	6	8	2	1	34
BARANDIARAN GARCIA A	1.1	4	3	3	1	2	0	0	0	0	0	0	0	0	1	8	9	1	1	33

Great Britain	IP	H	R	ER	BB	SO	WP	HP	IP	IBB	SH	SF	2B	3B	HR	AB	BF	FO	GO	NP
HUTCHISON Amie Marie	3.0	5	1	1	0	1	0	1	0	0	1	0	0	0	0	12	14	2	5	41
EDWARDS Hannah Lily W,1-0	3.0	2	1	0	0	2	0	0	1	0	0	0	1	0	0	12	12	5	3	50

Umpires: HP-PRINS Mariana (NED), 1B-MATABOGE Abel (BOT), 2B-HYLTON Megan (GER),
3B-MOTHOKUKA Siphon (RSA), CO-MAGNANI Gianluca (ITA)
TC: BATTIGELLI Anna (ITA), BRACEY Don (CAN)
Scorers: SLINGER Stefan (NED), TRAVAGLI Marco (ITA), HARDINGER Gabriele (AUT),
Start: 10:01 Time: 1:53 Attendance: 100 Weather: Sunny

GAME SUMMARY - RESULTADO DEL JUEGO 02



BOTSWANA – ITALY



Italy 7, Botswana 0 - Composite Box Score
Jul 23, 2019 at Utrecht (NED) (Sportpark de Paperclip)

Botswana.....000 00 - 0 0 3
Italy.....003 4X - 7 9 0

Botswana 0

PLAYER	AB	R	H	BI	2B	3B	HR	BB	SB	CS	HP	SH	SF	SO	IBB	KL	GDP	PO	A	E
MOLEFHE Bonolo cf	2	0	0	0	0	0	0	0	0	0	0	0	0	2	0	1	0	1	0	0
ISAAC Charity 3b	2	0	0	0	0	0	0	0	0	0	0	0	0	2	0	1	0	1	0	0
LOWANG Kagiso lf/rf/lf	2	0	0	0	0	0	0	0	0	0	0	0	0	2	0	0	0	1	1	2
DUBE Bafedile dp	2	0	0	0	0	0	0	0	0	0	0	0	0	1	0	0	0	0	0	0
PASSMAN Nametsegang 1b	1	0	0	0	0	0	0	0	0	0	1	0	0	1	0	0	0	1	0	0
SEPHEKOLO Morongwa S 2b	2	0	0	0	0	0	0	0	0	0	0	0	0	2	0	0	0	0	1	0
PHETOGO Onalenna rf/lf/rf	2	0	0	0	0	0	0	0	0	0	0	0	0	2	0	0	0	1	0	0
NTSHOLETSANG Lorato ss	1	0	0	0	0	0	0	0	0	0	0	0	0	0	0	0	0	0	1	0
MOGATUSI Kedibonye ss	0	0	0	0	0	0	0	0	0	0	0	0	0	0	0	0	0	1	0	0
MONYADZWE Goitseone c	1	0	0	0	0	0	0	0	0	0	0	0	0	1	0	0	0	5	1	0
SETH Onneetse p	0	0	0	0	0	0	0	0	0	0	0	0	0	0	0	0	0	1	0	1
Totals	15	0	0	0	0	0	0	0	0	0	1	0	0	13	0	2	0	12	4	3

Italy 7

PLAYER	AB	R	H	BI	2B	3B	HR	BB	SB	CS	HP	SH	SF	SO	IBB	KL	GDP	PO	A	E
FAMA Amanda Lynn ss	2	2	2	2	0	1	0	1	0	0	0	0	0	0	0	0	0	0	0	0
VIGNA Laura cf	2	1	2	3	1	0	1	0	0	0	0	0	1	0	0	0	0	0	0	0
CAROSONE Emily Patri 2b	3	2	1	0	1	0	0	0	0	0	0	0	0	1	0	0	0	0	0	0
PIANCASTELLI Erika rf	3	0	0	0	0	0	0	0	0	0	0	0	0	0	0	0	0	1	0	0
BIROCCI Lisa Ann dp	2	0	1	1	0	0	0	1	0	0	0	0	0	1	0	0	0	0	0	0
GASPAROTTO Marta c	3	0	1	0	0	0	0	0	0	0	0	0	0	0	0	0	0	11	2	0
HOWARD Andrea 1b	2	0	1	0	1	0	0	0	0	0	0	0	0	1	0	0	0	3	0	0
RICCHI Beatrice lf	2	0	1	0	0	0	0	0	0	0	0	0	0	1	0	0	0	0	0	0
MARRONE Fabrizia pr/lf	0	1	0	0	0	0	0	0	0	0	0	0	0	0	0	0	0	0	0	0
LONGHI Giulia 3b	1	0	0	0	0	0	0	0	0	0	1	0	1	0	0	0	0	0	0	0
ROTONDO Alessandra pr	0	1	0	0	0	0	0	0	0	0	0	0	0	0	0	0	0	0	0	0
CECCHETTI Greta p	0	0	0	0	0	0	0	0	0	0	0	0	0	0	0	0	0	0	0	0
CACCIAMANI Ilaria p	0	0	0	0	0	0	0	0	0	0	0	0	0	0	0	0	0	0	0	0
Totals	20	7	9	6	3	1	1	2	0	0	0	1	1	5	0	0	0	15	2	0

Botswana	IP	H	R	ER	BB	SO	WP	HP	IP	IBB	SH	SF	2B	3B	HR	AB	BF	FO	GO	NP
SETH Onneetse L,0-1	4.0	9	7	4	2	5	1	0	0	0	1	1	3	1	1	20	24	4	1	87

Italy	IP	H	R	ER	BB	SO	WP	HP	IP	IBB	SH	SF	2B	3B	HR	AB	BF	FO	GO	NP
CECCHETTI Greta	1.0	0	0	0	0	3	0	0	0	0	0	0	0	0	0	3	3	0	0	10
CACCIAMANI Ilaria W,1-0	4.0	0	0	0	0	10	0	1	0	0	0	0	0	0	0	12	13	2	0	50

Umpires: HP-JAKOBSEN Jens (DEN), 1B-HORA Jan (CZE), 2B-SÖNMEZ Galip (GER),
3B-ŽIDEK Michal (CZE), CO-LOHNERT Thomas (GER)
TC: DEBONO Mario (MLT), SKJERVEN Gary (CAN)
Scorers: NAKAMURA Fuka (JPN), CARPIO Pablo (ESP), STOOVELAAR Marco (NED),
Start: 13:00 Time: 1:10 Attendance: 250 Weather: Sunny

GAME SUMMARY - RESULTADO DEL JUEGO 03



FRANCE – CZECH REPUBLIC



Czech Republic 6, France 1 - Composite Box Score
Jul 23, 2019 at Utrecht (NED) (Sportpark de Paperclip)

France.....000 001 0 - 1 4 1
Czech Republic.....001 500 X - 6 11 1

France 1

PLAYER	AB	R	H	BI	2B	3B	HR	BB	SB	CS	HP	SH	SF	SO	IBB	KL	GDP	PO	A	E
ROGRON Kimane, Jelic 3b	3	0	2	0	0	0	0	0	0	1	0	0	0	0	0	0	0	1	2	0
LYARD Rosie lb	3	0	0	0	0	0	0	0	0	0	0	0	0	2	0	0	0	4	0	0
HUNTER Raina, Karine lf	2	0	0	0	0	0	0	1	0	0	0	0	0	2	0	0	0	2	0	0
TRIBOLET Eloise cf	3	0	0	0	0	0	0	0	0	0	0	0	0	2	0	0	0	1	0	0
RIERA Camille, Emman c	2	0	0	0	0	0	0	1	0	0	0	0	0	1	0	0	0	1	0	0
PITCHER Carrie, Juli 2b	1	0	0	0	0	0	0	1	0	0	0	1	0	0	0	0	0	6	1	0
GLOVER Nathalie, Jea rf	2	0	0	0	0	0	0	1	0	0	0	0	0	1	0	0	0	2	1	0
HAUDIQUER Ines, Este pr	0	0	0	0	0	0	0	0	0	1	0	0	0	0	0	0	0	0	0	0
SELLAM Lena ss	1	0	0	0	0	0	0	0	0	0	0	0	0	1	0	0	0	0	0	1
MARIE Manon, George, ph/dp	2	0	1	0	0	0	0	0	0	0	0	0	0	1	0	0	0	0	0	0
PRADE Pauline, SUZAN dp/ss	3	1	1	0	0	0	0	0	0	0	0	0	0	0	0	0	0	1	1	0
GARTNER Charline, St p	0	0	0	0	0	0	0	0	0	0	0	0	0	0	0	0	0	0	0	0
BENCHALI Sarah p	0	0	0	0	0	0	0	0	0	0	0	0	0	0	0	0	0	0	0	0
Totals	22	1	4	0	0	0	0	4	0	2	0	1	0	10	0	0	0	18	5	1

Czech Republic 6

PLAYER	AB	R	H	BI	2B	3B	HR	BB	SB	CS	HP	SH	SF	SO	IBB	KL	GDP	PO	A	E
RENDLOVA Eva rf	3	0	1	1	0	0	0	0	0	0	0	0	0	0	0	0	0	0	0	0
KOPICOVA Natalie cf	0	0	0	0	0	0	0	0	0	0	0	1	0	0	0	0	0	0	0	0
JAKESOVA Tereza lb/dp	4	1	2	0	0	0	0	0	0	0	0	0	0	0	0	0	0	0	0	0
KLIMPLOVA Veronika 3b	4	0	3	2	0	1	0	0	0	0	0	0	0	0	0	0	0	0	1	0
KUBICOVA Tereza c	4	0	0	0	0	0	0	0	0	0	0	0	0	0	0	0	0	9	4	0
KUSERKOVA Ludmila ss	2	1	2	0	1	0	0	1	0	0	0	0	0	0	0	0	0	5	3	1
THOMPSONOVA EliSka cf/rf	3	1	0	0	0	0	0	0	1	0	0	0	0	0	0	0	0	0	0	0
PETRASKOVA Lucie lf	2	1	1	2	1	0	0	0	0	0	0	0	0	0	0	0	0	0	0	0
COUFALOVA Julie lf	1	0	0	0	0	0	0	0	0	0	0	0	0	0	0	0	0	1	0	0
WEISSOVA Adela dp/lb	1	2	1	1	0	0	0	1	0	0	0	0	0	0	0	0	0	4	1	0
STEJSKALOVA EliSka ph	1	0	0	0	0	0	0	0	0	0	0	0	0	0	0	0	0	0	0	0
MALA Kristyna 2b	2	0	1	0	0	0	0	0	0	0	0	1	0	0	0	0	0	1	1	0
PECKOVA Veronika p	0	0	0	0	0	0	0	0	0	0	0	0	0	0	0	0	0	1	0	0
BLAHOVA Martina p	0	0	0	0	0	0	0	0	0	0	0	0	0	0	0	0	0	0	0	0
Totals	27	6	11	6	2	1	0	2	1	0	0	2	0	0	0	0	0	21	10	1

France	IP	H	R	ER	BB	SO	WP	HP	IP	IBB	SH	SF	2B	3B	HR	AB	BF	FO	GO	NP
GARTNER Charline, St L,0-1	3.0	5	4	3	2	0	0	0	3	0	1	0	2	0	0	13	16	5	3	49
BENCHALI Sarah	3.0	6	2	2	0	0	0	0	0	0	1	0	0	1	0	14	15	7	2	40

Czech Republic	IP	H	R	ER	BB	SO	WP	HP	IP	IBB	SH	SF	2B	3B	HR	AB	BF	FO	GO	NP
PECKOVA Veronika W,1-0	5.0	1	0	0	2	9	0	0	0	0	0	0	0	0	0	14	16	2	2	85
BLAHOVA Martina SV,1	2.0	3	1	0	2	1	0	0	0	0	1	0	0	0	0	8	11	2	2	49

Umpires: HP-MAGNANI Gianluca (ITA), 1B-HYLTON Megan (USA), 2B-MOTHOBUKA Siphon (RSA),
3B-MATABOGE Abel (BOT), CO-PRINS Mariana (NED)
TC: BATTIGELLI Anna (ITA), BRACEY Don (CAN)
Scorers: TRAVAGLI Marco (ITA), HARDINGER Gabriele (AUT), SLINGER Stefan (NED),
Start: 16:02 Time: 1:52 Attendance: 300 Weather: Sunny

GAME SUMMARY - RESULTADO DEL JUEGO 04



SOUTH AFRICA – NETHERLANDS



Netherlands 11, South Africa 1 - Composite Box Score
Jul 23, 2019 at Utrecht (NED) (Sportpark de Paperclip)

South Africa.....000 1 - 1 0 0
Netherlands.....182 X - 11 12 1

South Africa 1

PLAYER	AB	R	H	BI	2B	3B	HR	BB	SB	CS	HP	SH	SF	SO	IBB	KL	GDP	PO	A	E
ERASMUS Lisa Kim lf	1	0	0	0	0	0	0	0	0	0	0	0	0	1	0	0	0	0	1	0
MOLOMO Makgorane Cat lf	1	0	0	0	0	0	0	0	0	0	0	0	0	0	0	0	0	1	0	0
BESTER Wilmadi cf	2	1	0	0	0	0	0	0	0	0	0	0	0	1	0	0	0	1	0	0
BISSCHOFF Elizabeth 2b	2	0	0	0	0	0	0	0	0	0	0	0	0	0	0	0	0	2	1	0
LARNEY Ammaarah ss	2	0	0	0	0	0	0	0	0	0	0	0	0	1	0	0	0	0	1	0
HERMAN Elri 3b	1	0	0	0	0	0	0	0	0	0	0	0	0	0	0	0	0	0	1	0
MALEBANA Thandi Mapu 1b	1	0	0	0	0	0	0	0	0	0	0	0	0	0	0	0	0	4	1	0
BOOYENS Amanda dp	1	0	0	0	0	0	0	0	0	0	0	0	0	0	0	0	0	0	0	0
VAN DER MERWE Marian rf	1	0	0	0	0	0	0	0	0	0	0	0	0	1	0	1	0	0	0	0
MABUZA Nomza c	1	0	0	0	0	0	0	0	0	0	0	0	0	1	0	0	0	1	1	0
RHODA Grivonne p	0	0	0	0	0	0	0	0	0	0	0	0	0	0	0	0	0	0	1	0
DE BEER Nushka p	0	0	0	0	0	0	0	0	0	0	0	0	0	0	0	0	0	0	0	0
Totals	13	1	0	0	0	0	0	0	0	0	0	0	0	5	0	1	0	9	7	0

Netherlands 11

PLAYER	AB	R	H	BI	2B	3B	HR	BB	SB	CS	HP	SH	SF	SO	IBB	KL	GDP	PO	A	E
VONK Britt Agatha ss/dp	3	3	3	0	1	0	0	0	1	0	0	0	0	0	0	0	0	1	0	0
VOORTMAN Eva Maria P dp	1	0	0	0	0	0	0	1	0	0	0	0	0	1	0	1	0	0	0	0
CHARLES Damishah Mar pr/2b	1	2	1	0	1	0	0	0	0	0	0	0	0	0	0	0	0	1	0	0
OOSTING E/V TEN THIJ c	2	1	2	3	0	0	0	0	1	0	0	0	0	0	0	0	0	3	0	0
TUK Karin c	1	0	0	0	0	0	0	0	0	0	0	0	0	1	0	0	0	2	0	0
VAN DALEN Maxime 1b	1	1	1	1	0	0	0	2	0	0	0	0	0	0	0	0	0	0	1	0
ANNEVELD Virginie 3b	3	1	2	3	2	0	0	0	0	0	0	0	0	0	0	0	0	0	0	0
LIGTVOET Wies lf	3	0	1	1	1	0	0	0	0	0	0	0	0	0	0	0	0	0	0	0
VAN AALST Jessie Jan rf	1	1	0	0	0	0	1	0	0	0	0	0	0	0	0	0	0	0	0	0
VAN DER ZANDEN Cindy rf	0	0	0	0	0	0	0	0	0	0	0	0	0	0	0	0	0	2	0	0
VAN GURP Soclaina Na 2b/ss	2	1	1	0	0	0	0	0	0	0	0	0	0	0	0	0	0	3	0	0
VERSLUIS Chantal cf	2	1	1	1	0	0	0	0	0	0	0	0	0	0	0	0	0	0	0	0
ANDRINGA Ilona p	0	0	0	0	0	0	0	0	0	0	0	0	0	0	0	0	0	0	0	1
Totals	20	11	12	9	5	0	0	4	2	0	0	0	0	2	0	1	0	12	1	1

South Africa	IP	H	R	ER	BB	SO	WP	HP	IP	IBB	SH	SF	2B	3B	HR	AB	BF	FO	GO	NP
RHODA Grivonne L,0-1	1.1	6	8	7	4	1	1	0	0	0	0	0	0	0	0	9	13	0	2	56
DE BEER Nushka	1.2	6	3	3	0	1	0	0	0	0	0	0	5	0	0	11	11	2	2	43

Netherlands	IP	H	R	ER	BB	SO	WP	HP	IP	IBB	SH	SF	2B	3B	HR	AB	BF	FO	GO	NP
ANDRINGA Ilona W,1-0	4.0	0	1	0	0	5	0	0	0	0	0	0	0	0	0	13	13	6	1	50

Umpires: HP-LOHNERT Thomas (GER), 1B-SÖNMEZ Galip (GER), 2B-ŽIDEK Michal (CZE),
3B-HORA Jan (CZE), CO-JAKOBSEN Jens (DEN)
TC: DEBONO Mario (MLT), SKJERVEN Gary (CAN)
Scorers: CARPIO Pablo (ESP), STOOVELAAR Marco (NED), NAKAMURA Fuka (JPN),
Start: 19:21 Time: 1:13 Attendance: 1900 Weather: Sunny

GAME SUMMARY - RESULTADO DEL JUEGO 05



FRANCE – BOTSWANA



Softball Europe/Africa Qualifier
France 11, Botswana 2 - Composite Box Score
Jul 24, 2019 at Utrecht (NED) (Sportpark de Paperclip)

France.....830 00 - 11 8 5
Botswana.....101 00 - 2 0 12

France 11

PLAYER	AB	R	H	BI	2B	3B	HR	BB	SB	CS	HP	SH	SF	SO	IBB	KL	GDP	PO	A	E
ROGRON Kimane, Jelic 3b/dp	4	1	3	0	1	0	0	0	0	0	0	0	0	1	0	0	0	0	0	1
LYARD Rosie 1b	3	1	2	0	0	0	0	0	1	0	0	0	0	0	0	0	0	3	0	0
SELLAM Lena 2b	1	0	0	0	0	0	0	0	0	0	0	0	0	0	0	0	0	0	0	0
HUNTER Raina, Karine lf	3	1	0	1	0	0	0	0	0	0	0	0	1	0	0	0	0	0	0	0
HAUDIQUER Ines, Este lf	0	0	0	0	0	0	0	0	0	0	0	0	0	0	0	0	0	0	0	1
TRIBOLET Eloise cf	4	1	2	0	0	0	0	0	1	0	0	0	0	0	0	0	0	1	0	0
RIERA Camille, Emman c	1	1	0	0	0	0	1	1	0	1	0	0	0	0	0	0	0	1	1	0
DERBAL Yasmine c	1	0	0	0	0	0	0	0	0	0	0	0	0	0	0	0	0	4	1	0
PITCHER Carrie, Juli 2b/1b	4	2	0	0	0	0	0	0	0	0	0	0	0	0	0	0	0	2	0	0
MARIE Manon, George, dp/3b	3	1	0	0	0	0	0	0	0	0	1	0	0	0	0	0	0	1	1	0
GLOVER Nathalie, Jea rf	2	1	0	1	0	0	0	0	0	0	1	0	0	0	0	0	0	1	0	1
PRADE Pauline, SUZAN ss	1	2	1	1	0	0	2	0	0	0	0	0	0	0	0	0	0	1	0	2
BENCHALI Sarah p	0	0	0	0	0	0	0	0	0	0	0	0	0	0	0	0	0	1	3	0
GARTNER Charline, St p	0	0	0	0	0	0	0	0	0	0	0	0	0	0	0	0	0	0	0	0
Totals	27	11	8	3	1	0	0	3	3	0	2	1	1	1	0	0	0	15	6	5

Botswana 2

PLAYER	AB	R	H	BI	2B	3B	HR	BB	SB	CS	HP	SH	SF	SO	IBB	KL	GDP	PO	A	E
DUBE Bafedile dp/c	3	2	0	0	0	0	0	0	1	0	0	0	0	1	0	0	0	1	1	1
MONYADZWE Goitseone c/dp	3	0	0	0	0	0	0	0	1	1	0	0	0	0	0	0	0	0	0	0
PASSMAN Nametsegang 1b	0	0	0	0	0	0	2	0	0	0	0	0	0	0	0	0	0	5	0	1
NTSHOLETSANG Lorato pr	0	0	0	0	0	0	0	0	0	0	0	0	0	0	0	0	0	0	0	0
LOWANG Kagiso lf	1	0	0	1	0	0	0	0	0	0	0	0	1	0	0	0	0	2	1	0
PHETOGO Onalenna rf	2	0	0	0	0	0	0	0	0	0	0	0	0	1	0	0	0	0	0	1
SERUMOLA Maitumelo O rf	0	0	0	0	0	0	0	0	0	0	0	0	0	0	0	0	0	0	0	0
MOLEFHE Bonolo cf	2	0	0	0	0	0	0	0	0	0	0	0	0	2	0	0	0	0	0	0
ISAAC Charity 3b	1	0	0	0	0	0	0	1	0	0	0	0	0	0	0	0	0	2	0	1
MOGATUSI Kedibonye ss	2	0	0	0	0	0	0	0	0	0	0	0	1	0	0	0	0	0	4	3
SEPHEKOLO Morongwa S 2b	2	0	0	0	0	0	0	0	0	0	0	0	0	0	0	0	0	4	1	4
SETH Onneetse p	0	0	0	0	0	0	0	0	0	0	0	0	0	0	0	0	0	1	0	1
SIXPENCE Gotlamang p	0	0	0	0	0	0	0	0	0	0	0	0	0	0	0	0	0	0	0	0
Totals	16	2	0	1	0	0	0	3	2	1	0	0	1	5	0	0	0	15	7	12

France

	IP	H	R	ER	BB	SO	WP	HP	IP	IBB	SH	SF	2B	3B	HR	AB	BF	FO	GO	NP
BENCHALI Sarah W,1-0	3.0	0	2	0	2	1	1	0	0	0	0	1	0	0	0	10	13	2	5	48
GARTNER Charline, St	2.0	0	0	0	1	4	1	0	0	0	0	0	0	0	0	6	7	2	0	37

Botswana

	IP	H	R	ER	BB	SO	WP	HP	IP	IBB	SH	SF	2B	3B	HR	AB	BF	FO	GO	NP
SETH Onneetse L,0-2	0.1	3	7	2	1	0	2	0	0	0	0	0	1	0	0	7	8	1	1	38
SIXPENCE Gotlamang	4.2	5	4	1	2	1	0	2	0	0	1	1	0	0	0	20	26	4	9	79

Umpires: HP-MOTHOBUKA Sipho (RSA), 1B-LOHNERT Thomas (GER), 2B-PRINS Mariana (NED),
3B-JAKOBSEN Jens (DEN), CO-SÖNMEZ Galip (GER)
TC: BRACEY Don (CAN), DEBONO Mario (MLT)
Scorers: STOOVELAAR Marco (NED), HARDINGER Gabriele (AUT), CARPIO Pablo (ESP)
Start: 10:02 Time: 1:46 Attendance: 92 Weather: Sunny

GAME SUMMARY - RESULTADO DEL JUEGO 06



SOUTH AFRICA – GREAT BRITAIN



Softball Europe/Africa Qualifier
Great Britain 15, South Africa 0 - Composite Box Score
Jul 24, 2019 at Utrecht (NED) (Sportpark de Paperclip)

South Africa.....0 00 - 0 1 0
Great Britain.....(10)32 - 15 16 0

South Africa 0

PLAYER	AB	R	H	BI	2B	3B	HR	BB	SB	CS	HP	SH	SF	SO	IBB	KL	GDP	PO	A	E
BISSCHOFF Elizabeth dp	2	0	0	0	0	0	0	0	0	0	0	0	0	1	0	0	0	0	0	0
BESTER Wilmadi cf	2	0	0	0	0	0	0	0	0	0	0	0	0	0	0	0	0	0	0	0
LARNEY Ammaarah ss	0	0	0	0	0	0	0	1	0	0	0	0	0	0	0	0	0	1	0	0
HERMAN Elri 3b	1	0	0	0	0	0	0	0	0	0	0	0	0	1	0	0	0	0	1	0
BOOYENS Amanda 2b	0	0	0	0	0	0	0	0	0	0	0	0	0	0	0	0	0	0	0	0
DE BEER Nushka 2b	1	0	0	0	0	0	0	0	0	0	0	0	0	0	0	0	0	1	0	0
MALEBANA Thandi Mapu 1b	1	0	1	0	0	0	0	0	0	0	0	0	0	0	0	0	0	2	0	0
KALPENS Cassandra rf	1	0	0	0	0	0	0	0	0	0	0	0	0	0	0	0	0	0	0	0
MOLOMO Makgorane Cat lf	1	0	0	0	0	0	0	0	0	0	0	0	0	1	0	0	0	2	0	0
GROBLER Nicolene c	1	0	0	0	0	0	0	0	0	0	0	0	0	1	0	0	0	1	0	0
FORTUNE Chesterney p	0	0	0	0	0	0	0	0	0	0	0	0	0	0	0	0	0	0	0	0
VAN DER MERWE Marian p	0	0	0	0	0	0	0	0	0	0	0	0	0	0	0	0	0	0	1	0
Totals	10	0	1	0	0	0	0	1	0	0	0	0	0	4	0	0	0	7	2	0

Great Britain 15

PLAYER	AB	R	H	BI	2B	3B	HR	BB	SB	CS	HP	SH	SF	SO	IBB	KL	GDP	PO	A	E
BROWN Sydney Michell ss	3	3	3	4	1	0	0	1	0	0	0	0	0	0	0	0	0	1	0	0
PETERSON Aubrey Peyt cf	2	2	2	1	0	0	0	0	0	0	0	0	0	0	0	0	0	0	0	0
SNOW Alana Colleen C cf	2	0	1	2	0	0	0	0	0	0	0	0	0	0	0	0	0	0	0	0
MYERS Nerissa Manant 2b	2	1	2	2	1	1	0	1	0	0	0	0	0	0	0	0	0	2	0	0
WOLNY Alicja Jane 1b	0	0	0	2	0	0	0	0	0	0	1	0	2	0	0	0	0	1	1	0
EVANS Lauren Victori 3b	1	1	1	0	1	0	0	2	0	0	0	0	0	0	0	0	0	0	1	0
WIGINGTON Chloe rf	3	1	1	1	0	0	0	0	0	0	0	0	0	1	0	1	0	0	0	0
BLOWERS Emmilee Rose c	3	2	2	0	0	0	0	0	0	0	0	0	0	0	0	0	0	4	0	0
LEE Olivia Margaret dp	3	2	2	0	0	0	0	0	0	0	0	0	0	0	0	0	0	0	0	0
HUTCHISON Amie Marie lf	1	1	1	1	0	0	0	0	0	0	0	0	0	0	0	0	0	0	0	0
BURGE Katie Ann ph/lf	1	2	1	0	0	0	0	1	1	0	0	0	0	0	0	0	0	0	0	0
FLEMING Elizabeth Ja p	0	0	0	0	0	0	0	0	0	0	0	0	0	0	0	0	0	1	0	0
CORRICK Georgina Lou p	0	0	0	0	0	0	0	0	0	0	0	0	0	0	0	0	0	0	0	0
Totals	21	15	16	13	3	1	0	5	1	0	1	0	2	1	0	1	0	9	2	0

South Africa	IP	H	R	ER	BB	SO	WP	HP	IP	IBB	SH	SF	2B	3B	HR	AB	BF	FO	GO	NP
FORTUNE Chesterney L,0-1	0.1	8	8	8	0	0	2	0	0	0	0	1	1	1	0	8	9	1	0	23
VAN DER MERWE Marian	2.0	8	7	7	5	1	5	1	0	0	0	1	2	0	0	13	20	3	2	56

Great Britain	IP	H	R	ER	BB	SO	WP	HP	IP	IBB	SH	SF	2B	3B	HR	AB	BF	FO	GO	NP
FLEMING Elizabeth Ja W,1-0	2.0	1	0	0	1	2	0	0	0	0	0	0	0	0	0	7	8	3	1	29
CORRICK Georgina Lou	1.0	0	0	0	0	2	0	0	0	0	0	0	0	0	0	3	3	0	1	17

Umpires: HP-MATABOGE Abel (BOT), 1B-ŽIDEK Michal (CZE), 2B-HORA Jan (CZE),
3B-MAGNANI Gianluca (ITA), CO-HYLTON Megan (GER)
TC: BATTIGELLI Anna (ITA), SKJERVEN Gary (CAN)
Scorers: NAKAMURA Fuka (JPN), SLINGER Stefan (NED), TRAVAGLI Marco (ITA)
Start: 13:03 Time: 1:01 Attendance: 138 Weather: Sunny

GAME SUMMARY - RESULTADO DEL JUEGO 07



CZECH REPUBLIC – ITALY



Softball Europe/Africa Qualifier
Italy 2, Czech Republic 0 - Composite Box Score
Jul 24, 2019 at Utrecht (NED) (Sportpark de Paperclip)

Czech Republic.....000 000 0 - 0 2 0
Italy.....010 001 X - 2 5 0

Czech Republic 0

PLAYER	AB	R	H	BI	2B	3B	HR	BB	SB	CS	HP	SH	SF	SO	IBB	KL	GDP	PO	A	E
RENDLOVA Eva rf	3	0	0	0	0	0	0	0	0	0	0	0	0	0	0	0	0	0	0	0
JAKESOVA Tereza 2b	3	0	0	0	0	0	0	0	0	0	0	0	0	2	0	0	0	2	0	0
KLIMPLOVA Veronika 3b	3	0	0	0	0	0	0	0	0	0	0	0	0	2	0	1	0	0	2	0
KUBICOVA Tereza c	3	0	1	0	0	0	0	0	0	1	0	0	0	1	0	0	0	5	1	0
KUSERKOVA Ludmila ss	2	0	0	0	0	0	0	0	0	0	0	0	0	2	0	1	0	3	0	0
PETRASKOVA Lucie lf	2	0	0	0	0	0	0	0	0	0	0	0	0	1	0	0	0	1	0	0
STEJSKALOVA Eliška 1b/dp	2	0	0	0	0	0	0	0	0	0	0	0	0	2	0	0	0	0	0	0
WEISSOVA Adela dp/1b	1	0	0	0	0	0	0	0	0	0	0	0	0	0	0	0	0	3	1	0
MALA Kristyna ph	1	0	0	0	0	0	0	0	0	0	0	0	0	1	0	0	0	0	0	0
KOPICOVA Natalie cf	1	0	1	0	0	0	0	0	0	0	0	0	0	0	0	0	0	4	0	0
THOMPSONOVA Eliška ph	1	0	0	0	0	0	0	0	0	0	0	0	0	0	0	0	0	0	0	0
PECKOVA Veronika p	0	0	0	0	0	0	0	0	0	0	0	0	0	0	0	0	0	0	0	0
Totals	22	0	2	0	0	0	0	0	0	1	0	0	0	11	0	2	0	18	4	0

Italy 2

PLAYER	AB	R	H	BI	2B	3B	HR	BB	SB	CS	HP	SH	SF	SO	IBB	KL	GDP	PO	A	E
FAMA Amanda Lynn ss	3	0	1	0	0	0	0	0	0	0	0	0	0	1	0	0	0	2	1	0
VIGNA Laura cf	3	0	0	0	0	0	0	0	0	0	0	0	0	1	0	0	0	0	0	0
CAROSONE Emily Patri 2b	3	0	1	0	0	0	0	0	0	0	0	0	0	0	0	0	0	1	2	0
PIANCASTELLI Erika rf	3	1	2	0	0	0	0	1	0	0	0	0	0	0	0	0	0	0	0	0
HOWARD Andrea 1b	3	0	0	0	0	0	0	0	0	0	0	0	0	3	0	2	0	5	0	0
GASPAROTTO Marta c	2	0	0	0	0	0	1	1	0	0	0	0	0	0	0	0	0	11	1	0
BIROCCI Lisa Ann dp	2	1	0	0	0	0	1	0	0	0	0	0	0	1	0	1	0	0	0	0
RICCHI Beatrice lf	1	0	0	0	0	0	0	0	0	0	1	0	0	0	0	0	0	0	0	0
LONGHI Giulia 3b	2	0	1	1	1	0	0	0	0	0	0	0	0	0	0	0	0	2	2	0
MARRONE Fabrizia pr	0	0	0	0	0	0	0	0	0	0	0	0	0	0	0	0	0	0	0	0
CECCHETTI Greta p	0	0	0	0	0	0	0	0	0	0	0	0	0	0	0	0	0	0	1	0
Totals	22	2	5	1	1	0	2	2	0	0	1	0	6	6	0	3	0	21	7	0

Czech Republic	IP	H	R	ER	BB	SO	WP	HP	IP	IBB	SH	SF	2B	3B	HR	AB	BF	FO	GO	NP
PECKOVA Veronika L,1-1	6.0	5	2	2	2	6	2	0	0	0	1	0	1	0	0	22	25	9	3	90

Italy	IP	H	R	ER	BB	SO	WP	HP	IP	IBB	SH	SF	2B	3B	HR	AB	BF	FO	GO	NP
CECCHETTI Greta W,1-0	7.0	2	0	0	0	11	0	0	0	0	0	0	0	0	0	22	22	3	6	83

Umpires: HP-SÖNMEZ Galip (GER), 1B-PRINS Mariana (NED), 2B-JAKOBSEN Jens (DEN),
3B-LOHNERT Thomas (GER), CO-MOTHOBUKA Sipho (RSA)
TC: BRACEY Don (CAN), DEBONO Mario (MLT)
Scorers: HARDINGER Gabriele (AUT), CARPIO Pablo (ESP), STOVELAAR Marco (NED)
Start: 16:03 Time: 1:29 Attendance: 500 Weather: Sunny

GAME SUMMARY - RESULTADO DEL JUEGO 08



NETHERLANDS – SPAIN



Softball Europe/Africa Qualifier
Netherlands 7, Spain 0 - Composite Box Score
Jul 24, 2019 at Utrecht (NED) (Sportpark de Paperclip)

Netherlands.....111 22 - 7 7 1
Spain.....000 00 - 0 1 2

Netherlands 7

PLAYER	AB	R	H	BI	2B	3B	HR	BB	SB	CS	HP	SH	SF	SO	IBB	KL	GDP	PO	A	E
VONK Britt Agatha ss	1	1	1	0	0	0	0	1	1	0	0	0	0	0	0	0	0	0	0	0
CHARLES Damishah Mar pr/2b	2	1	0	0	0	0	0	0	1	0	0	0	0	0	0	0	0	0	0	0
VOORTMAN Eva Maria P dp/p	2	0	0	1	0	0	0	0	0	0	0	0	1	1	0	0	0	0	0	0
OOSTING E/V TEN THIJ c	2	0	1	1	0	0	0	0	1	0	0	0	1	0	0	0	0	8	1	0
VAN DALEN Maxime lb	2	0	1	1	0	0	0	0	0	0	0	1	1	0	0	0	0	5	0	0
ANNEVELD Virginie 3b	3	1	1	0	0	0	0	0	0	0	0	0	0	0	0	0	0	0	3	1
LIGTVOET Wies lf	1	2	0	0	0	0	0	0	1	0	1	0	0	0	0	0	0	0	0	0
VAN DER ZANDEN Cindy ph/lf	1	0	0	0	0	0	0	0	0	0	0	0	0	0	0	0	0	0	0	0
VAN AALST Jessie Jan rf	3	2	2	1	0	1	0	0	1	0	0	0	0	0	0	0	0	0	0	0
VAN GURP Soclaina Na 2b/ss	0	0	0	1	0	0	0	2	1	0	0	0	1	0	0	0	0	1	0	0
VERSLUIS Chantal cf	2	0	1	1	0	0	0	0	0	0	1	0	0	0	0	0	0	0	0	0
DE WEERT Ginger Roxa p	0	0	0	0	0	0	0	0	0	0	0	0	0	0	0	0	0	1	1	0
SOMERU Rebecca p	0	0	0	0	0	0	0	0	0	0	0	0	0	0	0	0	0	0	0	0
NONE Player	0	0	0	0	0	0	0	0	0	0	0	0	0	0	0	0	0	0	0	0
Totals	19	7	7	6	0	1	0	3	6	0	2	0	4	2	0	0	0	15	5	1

Spain 0

PLAYER	AB	R	H	BI	2B	3B	HR	BB	SB	CS	HP	SH	SF	SO	IBB	KL	GDP	PO	A	E
GARCIA CABEDO Candel dp	2	0	0	0	0	0	0	0	0	0	0	0	0	1	0	0	0	0	0	0
SEGURA GIMENEZ Carla ss	2	0	0	0	0	0	0	0	0	0	0	0	0	0	0	0	0	2	1	1
BLESA Meritxell 2b	1	0	0	0	0	0	0	0	0	0	1	0	0	0	0	0	0	1	1	0
MODREGO LOPEZ Uxua cf	2	0	0	0	0	0	0	0	0	0	0	0	0	1	0	1	0	2	0	0
ALVAREZ URQUIZU Esti lb	1	0	0	0	0	0	0	1	0	0	0	0	0	0	0	0	0	3	0	0
LLORENS BALLESTER Ir pr	0	0	0	0	0	0	0	0	0	0	0	0	0	0	0	0	0	0	0	0
MONCHO VARELA Raquel 3b	2	0	1	0	0	0	0	0	0	0	0	0	0	0	0	0	0	0	0	0
CAICOYA RODRIGUEZ Ma rf	2	0	0	0	0	0	0	0	0	0	0	0	0	2	0	1	0	5	0	0
SOBRINO MEGIAS Anna c	1	0	0	0	0	0	0	0	0	0	0	0	0	1	0	1	0	2	0	1
JONAS LLAURADO Roser ph	1	0	0	0	0	0	0	0	0	0	0	0	0	1	0	0	0	0	0	0
MORBELLI PEREYRA Pau lf	2	0	0	0	0	0	0	0	0	0	0	0	0	1	0	0	0	0	0	0
BARANDIARAN GARCIA A p	0	0	0	0	0	0	0	0	0	0	0	0	0	0	0	0	0	0	0	0
PAREJO ALONSO Beatri p	0	0	0	0	0	0	0	0	0	0	0	0	0	0	0	0	0	0	0	0
ALONSO GALLARDO Beat p	0	0	0	0	0	0	0	0	0	0	0	0	0	0	0	0	0	0	0	0
Totals	16	0	1	0	0	0	0	1	0	0	1	0	0	7	0	3	0	15	2	2

Netherlands	IP	H	R	ER	BB	SO	WP	HP	IP	IBB	SH	SF	2B	3B	HR	AB	BF	FO	GO	NP
DE WEERT Ginger Roxa W,1-0	3.0	0	0	0	0	4	0	1	0	0	0	0	0	0	0	10	11	3	2	43
SOMERU Rebecca	1.0	0	0	0	1	0	0	0	0	0	0	0	0	0	0	2	3	0	2	12
VOORTMAN Eva Maria P	1.0	1	0	0	0	3	1	0	0	0	0	0	0	0	0	4	4	0	0	20

Spain	IP	H	R	ER	BB	SO	WP	HP	IP	IBB	SH	SF	2B	3B	HR	AB	BF	FO	GO	NP
BARANDIARAN GARCIA A L,0-1	3.0	4	5	2	2	1	1	1	1	0	0	3	0	0	0	11	17	6	2	59
PAREJO ALONSO Beatri	1.2	3	2	2	1	1	0	1	0	0	0	1	0	1	0	7	10	4	0	41
ALONSO GALLARDO Beat	0.1	0	0	0	0	0	0	0	0	0	0	0	0	0	0	1	1	1	0	1

Umpires: HP-HYLTON Megan (USA), 1B-MAGNANI Gianluca (ITA), 2B-ŽIDEK Michal (CZE),
3B-HORA Jan (CZE), CO- MATABOGE Abel (BOT)
TC: BATTIGELLI Anna (ITA), SKJERVEN Gary (CAN)
Scorers: TRAVAGLI Marco (ITA), NAKAMURA Fuka (JPN), SLINGER Stefan (NED)
Start: 19:00 Time: 1:33 Attendance: 1900 Weather: Sunny

GAME SUMMARY - RESULTADO DEL JUEGO 09



ITALY – FRANCE



Softball Europe/Africa Qualifier
Italy 5, France 1 - Composite Box Score
Jul 25, 2019 at Utrecht (NED) (Sportpark de Paperclip)

Italy.....000 400 1 - 5 9 0
France.....000 000 1 - 1 5 1

Italy 5

PLAYER	AB	R	H	BI	2B	3B	HR	BB	SB	CS	HP	SH	SF	SO	IBB	KL	GDP	PO	A	E
FAMA Amanda Lynn ss	3	0	1	0	0	1	0	1	1	0	0	0	0	0	0	0	0	6	0	0
VIGNA Laura cf	3	1	2	1	0	0	0	0	0	0	0	0	1	0	0	0	0	1	0	0
PIANCASTELLI Erika lf	4	0	0	0	0	0	0	0	0	0	0	0	0	0	0	0	0	0	0	0
CAROSONE Emily Patri dp	4	0	1	0	0	0	0	0	0	0	0	0	0	0	0	0	0	0	0	0
HOWARD Andrea lb	2	1	0	0	0	0	1	0	0	0	0	0	0	0	0	0	0	9	0	0
LONGHI Giulia 3b	3	1	1	1	0	0	0	0	0	0	0	0	0	0	0	0	0	1	4	0
ROTONDO Alessandra 2b	3	1	2	2	0	0	0	0	1	0	0	0	0	0	0	0	0	0	4	0
CECCHETTI Elisa c	3	0	0	0	0	0	0	0	0	0	0	0	0	0	0	0	0	3	3	0
MARRONE Fabrizia rf	3	1	2	0	0	0	0	1	0	0	0	0	0	0	0	0	0	1	0	0
CACCIAMANI Ilaria p	0	0	0	0	0	0	0	0	0	0	0	0	0	0	0	0	0	0	1	0
Totals	28	5	9	4	0	1	0	2	3	0	0	0	1	0	0	0	0	21	12	0

France 1

PLAYER	AB	R	H	BI	2B	3B	HR	BB	SB	CS	HP	SH	SF	SO	IBB	KL	GDP	PO	A	E
ROGRON Kimane, Jelic 3b	3	0	0	0	0	0	0	0	0	0	0	0	0	1	0	0	0	0	1	0
MARIE Manon, George, dp	3	0	1	0	0	0	0	0	0	0	0	0	0	1	0	0	0	0	0	0
HUNTER Raina, Karine lf	3	0	0	0	0	0	0	0	0	0	0	0	0	1	0	0	0	2	1	0
TRIBOLET Eloise cf	2	0	1	0	0	0	0	1	0	1	0	0	0	0	0	0	0	3	0	0
RIERA Camille, Emman c	3	0	0	0	0	0	0	0	0	0	0	0	0	0	0	0	0	1	0	0
HAUDIQUER Ines, Este pr	0	1	0	0	0	0	0	0	0	0	0	0	0	0	0	0	0	0	0	0
PITCHER Carrie, Juli lb	3	0	0	0	0	0	0	0	0	0	0	0	0	1	0	0	0	4	0	0
GLOVER Nathalie, Jea rf	3	0	2	1	0	0	0	0	0	0	0	0	0	0	0	0	0	4	0	0
SELLAM Lena 2b	3	0	1	0	0	0	0	0	0	0	0	0	0	1	0	0	0	4	1	0
PRADE Pauline, SUZAN ss	2	0	0	0	0	0	0	0	0	0	0	0	0	0	0	0	0	3	0	1
GARTNER Charline, St p	0	0	0	0	0	0	0	0	0	0	0	0	0	0	0	0	0	0	0	0
BENCHALI Sarah p	0	0	0	0	0	0	0	0	0	0	0	0	0	0	0	0	0	0	0	0
Totals	25	1	5	1	0	0	0	1	0	1	0	0	0	5	0	0	0	21	3	1

Italy	IP	H	R	ER	BB	SO	WP	HP	IP	IBB	SH	SF	2B	3B	HR	AB	BF	FO	GO	NP
CACCIAMANI Ilaria W,2-0	7.0	5	1	1	1	5	0	0	0	0	0	0	0	0	0	25	26	6	9	89

France	IP	H	R	ER	BB	SO	WP	HP	IP	IBB	SH	SF	2B	3B	HR	AB	BF	FO	GO	NP
GARTNER Charline, St L,0-2	3.1	3	2	2	1	0	0	0	0	0	0	0	0	1	0	13	14	8	2	32
BENCHALI Sarah	3.2	6	3	2	1	0	2	0	0	0	0	1	0	0	0	15	17	8	2	55

Umpires: HP-ŽIDEK Michal (CZE), 1B-SÖNMEZ Galip (GER), 2B-MOTHOBUKA Siphon (RSA),
3B-PRINS Mariana (NED), CO-HYLTON Megan (GER)
TC: BRACEY Don (CAN), SKJERVEN Gary (CAN)
Scorers: CARPIO Pablo (ESP), SLINGER Stefan (NED), NAKAMURA Fuka (JPN),
Start: 10:01 Time: 1:28 Attendance: 63 Weather: Sunny

GAME SUMMARY - RESULTADO DEL JUEGO 10



SPAIN – SOUTH AFRICA



Softball Europe/Africa Qualifier
Spain 5, South Africa 0 - Composite Box Score
Jul 25, 2019 at Utrecht (NED) (Sportpark de Paperclip)

Spain.....000 320 0 - 5 6 0
South Africa.....000 000 0 - 0 3 1

Spain 5

PLAYER	AB	R	H	BI	2B	3B	HR	BB	SB	CS	HP	SH	SF	SO	IBB	KL	GDP	PO	A	E
GARCIA CABEDO Candel dp	4	1	0	0	0	0	0	0	1	0	0	0	0	0	0	0	0	0	0	0
SEGURA GIMENEZ Carla ss	2	1	0	0	0	0	0	2	0	0	0	0	0	0	0	0	0	1	1	0
BLESA Meritxell 2b	3	1	1	0	0	0	0	0	0	0	0	1	0	0	0	0	0	4	0	0
MODREGO LOPEZ Uxua cf	4	1	2	1	0	0	0	2	0	0	0	0	0	0	0	0	0	4	0	0
ALVAREZ URQUIZU Esti 1b	2	0	0	0	0	0	0	1	0	0	0	0	0	0	0	0	0	3	1	0
LLORENS BALLESTER Ir pr	0	0	0	0	0	0	0	0	0	0	0	0	0	0	0	0	0	0	0	0
MONCHO VARELA Raquel 3b	2	1	1	3	1	0	0	0	0	0	0	0	1	0	0	0	0	0	2	0
CARRERA CARCIA Rebec c	3	0	0	0	0	0	0	0	0	0	0	0	0	0	0	0	0	4	0	0
CAICOYA RODRIGUEZ Ma rf	3	0	1	1	1	0	0	0	0	0	0	0	0	0	0	0	0	3	0	0
MORBELLI PEREYRA Pau lf	3	0	1	0	0	0	0	1	0	0	0	0	0	0	0	0	0	1	0	0
BARANDIARAN GARCIA A p	0	0	0	0	0	0	0	0	0	0	0	0	0	0	0	0	0	1	2	0
Totals	26	5	6	5	2	0	0	3	4	0	0	1	1	0	0	0	0	21	6	0

South Africa 0

PLAYER	AB	R	H	BI	2B	3B	HR	BB	SB	CS	HP	SH	SF	SO	IBB	KL	GDP	PO	A	E
MALEBANA Thandi Mapu 1b	3	0	0	0	0	0	0	0	0	0	0	0	0	1	0	0	0	5	0	1
BESTER Wilmadi cf	3	0	1	0	1	0	0	0	0	0	0	0	0	0	0	0	0	6	0	0
LARNEY Ammaarah ss	3	0	0	0	0	0	0	0	0	0	0	0	0	0	0	0	0	4	0	0
BISSCHOFF Elizabeth 2b	3	0	1	0	1	0	0	0	0	0	0	0	0	0	0	0	0	1	0	0
HERMAN Elri 3b	2	0	1	0	0	0	0	1	0	0	0	0	0	0	0	0	0	0	3	0
BOOYENS Amanda dp	1	0	0	0	0	0	0	0	0	0	0	0	0	1	0	0	0	0	0	0
DE BEER Nushka p	1	0	0	0	0	0	0	0	0	0	0	0	0	0	0	0	0	0	3	0
RHODA Grivonne p	0	0	0	0	0	0	0	0	0	0	0	0	0	0	0	0	0	1	0	0
VAN DER MERWE Marian ph	1	0	0	0	0	0	0	0	0	0	0	0	0	0	0	0	0	0	0	0
ERASMUS Lisa Kim rf	3	0	0	0	0	0	0	0	0	0	0	0	0	0	0	0	0	1	0	0
MOLOMO Makgorane Cat lf	2	0	0	0	0	0	0	0	0	0	0	0	0	0	0	0	0	1	0	0
GROBLER Nicolene c	2	0	0	0	0	0	0	0	0	0	0	0	0	1	0	1	0	2	0	0
Totals	24	0	3	0	2	0	0	1	0	0	0	0	0	3	0	1	0	21	6	1

Spain	IP	H	R	ER	BB	SO	WP	HP	IP	IBB	SH	SF	2B	3B	HR	AB	BF	FO	GO	NP
BARANDIARAN GARCIA A W,1-1	7.0	3	0	0	1	3	0	0	0	0	0	0	2	0	0	24	25	12	6	90

South Africa	IP	H	R	ER	BB	SO	WP	HP	IP	IBB	SH	SF	2B	3B	HR	AB	BF	FO	GO	NP
DE BEER Nushka L,0-1	4.1	6	5	3	3	0	0	0	2	0	1	0	2	0	0	19	23	8	5	79
RHODA Grivonne	2.2	0	0	0	0	0	0	0	0	0	0	1	0	0	0	7	8	7	1	30

Umpires: HP-HORA Jan (CZE), 1B-JAKOBSEN Jens (DEN), 2B-LOHNERT Thomas (GER),
3B-MATABOGE Abel (BOT), CO-MAGNANI Gianluca (ITA)
TC: BATTIGELLI Anna (ITA), DEBONO Mario (MLT)
Scorers: STOVELAAR Marco (NED), TRAVAGLI Marco (ITA), HARDINGER Gabriele (AUT),
Start: 13:02 Time: 1:35 Attendance: 94 Weather: Sunny

GAME SUMMARY - RESULTADO DEL JUEGO 11



BOTSWANA – CZECH REPUBLIC



Softball Europe/Africa Qualifier
Czech Republic 12, Botswana 0 - Composite Box Score
Jul 25, 2019 at Utrecht (NED) (Sportpark de Paperclip)

Botswana.....0 00 0 - 0 0 4
Czech Republic.....(10)11 X - 12 7 0

Botswana 0

PLAYER	AB	R	H	BI	2B	3B	HR	BB	SB	CS	HP	SH	SF	SO	IBB	KL	GDP	PO	A	E
DUBE Bafedile c	2	0	0	0	0	0	0	0	0	0	0	0	0	1	0	0	0	1	0	0
MOLEFHE Bonolo cf/dp	1	0	0	0	0	0	0	1	0	0	0	0	0	1	0	1	0	0	0	1
PASSMAN Nametsegang 1b	1	0	0	0	0	0	0	1	0	0	0	0	0	0	0	0	1	1	0	0
LOWANG Kagiso lf	2	0	0	0	0	0	0	0	0	0	0	0	0	1	0	0	0	0	0	0
PHETOGO Onalenna dp/rf	1	0	0	0	0	0	0	0	0	0	0	0	0	1	0	1	0	1	0	0
SEPHKOLO Morongwa S 2b/3b	1	0	0	0	0	0	0	0	0	0	0	0	0	1	0	1	0	1	0	0
ISAAC Charity 3b/ss/2b	1	0	0	0	0	0	0	0	0	0	0	0	0	1	0	0	0	4	0	0
SERUMOLA Maitumelo O rf/cf	1	0	0	0	0	0	0	0	0	0	0	0	0	0	0	0	0	0	0	0
MOGATUSI Kedibonye ss	0	0	0	0	0	0	0	0	0	0	0	0	0	0	0	0	0	0	0	3
NTSHOLETSANG Lorato 2b/ss	1	0	0	0	0	0	0	0	0	0	0	0	0	1	0	0	0	1	0	0
DITAU Lesego p	0	0	0	0	0	0	0	0	0	0	0	0	0	0	0	0	0	0	0	0
KGOJANE Boitshepo p	0	0	0	0	0	0	0	0	0	0	0	0	0	0	0	0	0	0	0	0
Totals	11	0	0	0	0	0	0	2	0	0	0	0	0	7	0	3	1	9	0	4

Czech Republic 12

PLAYER	AB	R	H	BI	2B	3B	HR	BB	SB	CS	HP	SH	SF	SO	IBB	KL	GDP	PO	A	E
JAKESOVA Tereza 2b/dp	2	2	1	2	0	0	0	1	0	0	0	0	0	0	0	0	0	0	0	0
MALA Kristyna cf/2b	3	1	1	1	0	0	0	0	0	0	0	0	0	1	0	0	0	1	1	0
RENDLOVA Eva rf	2	1	0	0	0	0	0	0	0	0	0	0	0	0	0	0	0	0	0	0
PETRASKOVA Lucie rf	1	1	1	0	0	1	0	0	0	0	0	0	0	0	0	0	0	0	0	0
STEJSKALOVA EliSka 3b	3	1	1	1	1	0	0	0	0	0	0	0	0	0	0	0	0	0	1	0
KUSERKOVA Ludmila ss	2	1	1	2	0	0	0	0	0	0	0	0	1	0	0	0	0	1	1	0
THOMPSONOVA EliSka c	3	2	1	0	0	0	0	0	0	0	0	0	0	0	0	0	0	7	0	0
COUFALOVA Julie lf	0	1	0	0	0	0	0	0	0	0	2	0	0	0	0	0	0	0	0	0
WEISSOVA Adela 1b	1	1	0	1	0	0	0	1	0	0	0	0	0	0	0	0	0	3	0	0
KOPICOVA Natalie dp/cf	1	1	1	1	0	0	0	0	0	0	1	0	0	0	0	0	0	0	0	0
HUMHEJ Katelyn Marie p	0	0	0	0	0	0	0	0	0	0	0	0	0	0	0	0	0	0	0	0
BLAHOVA Martina p	0	0	0	0	0	0	0	0	0	0	0	0	0	0	0	0	0	0	0	0
Totals	18	12	7	8	1	1	0	2	0	0	3	0	1	1	0	0	0	12	3	0

Botswana	IP	H	R	ER	BB	SO	WP	HP	IP	IBB	SH	SF	2B	3B	HR	AB	BF	FO	GO	NP
DITAU Lesego L,0-1	0.2	2	6	2	2	1	1	1	0	0	0	0	1	0	0	5	8	0	2	32
KGOJANE Boitshepo	2.1	5	6	2	0	0	0	2	0	0	0	1	0	1	0	13	16	6	1	50

Czech Republic	IP	H	R	ER	BB	SO	WP	HP	IP	IBB	SH	SF	2B	3B	HR	AB	BF	FO	GO	NP
HUMHEJ Katelyn Marie	2.0	0	0	0	1	3	0	0	0	0	0	0	0	0	0	5	6	1	1	25
BLAHOVA Martina W,1-0	2.0	0	0	0	1	4	0	0	0	0	0	0	0	0	0	6	7	0	2	30

Umpires: HP-HYLTON Megan (GER), 1B-MOTHOBUKA Siphon (RSA), 2B-PRINS Mariana (NED),
3B-S6NMEZ Galip (GER), CO-ZIDEK Michal (CZE)
TC: BRACEY Don (CAN), SKJERVEN Gary (CAN)
Scorers: SLINGER Stefan (NED), NAKAMURA Fuka (JPN), CARPIO Pablo (ESP),
Start: 16:03 Time: 1:04 Attendance: 140 Weather: Sunny

GAME SUMMARY - RESULTADO DEL JUEGO 12



GREAT BRITAIN – NETHERLANDS



Softball Europe/Africa Qualifier
Great Britain 5, Netherlands 2 - Composite Box Score
Jul 25, 2019 at Utrecht (NED) (Sportpark de Paperclip)

Great Britain.....012 010 1 - 5 8 3
Netherlands.....000 200 0 - 2 4 4

Great Britain 5

PLAYER	AB	R	H	BI	2B	3B	HR	BB	SB	CS	HP	SH	SF	SO	IBB	KL	GDP	PO	A	E	
BROWN Sydney Michell ss	4	1	2	0	0	0	0	0	0	0	0	0	0	0	0	0	0	2	0	2	
PETERSON Aubrey Peyt cf	4	2	1	0	0	0	0	0	0	0	0	0	0	0	0	0	1	2	0	0	
MYERS Nerissa Manant 2b	3	1	2	0	1	0	0	1	1	0	0	0	0	0	0	1	0	0	2	1	0
WOLNY Alicja Jane 1b	2	1	1	1	0	0	0	1	0	0	0	0	1	0	1	0	0	6	1	0	
MOORE Amy Elizabeth c	3	0	1	1	0	0	0	0	0	0	0	1	0	1	0	0	0	3	0	0	
SNOW Alana Colleen C pr	0	0	0	0	0	0	0	0	0	0	0	0	0	0	0	0	0	0	0	0	
EVANS Lauren Victori 3b	2	0	1	2	0	0	0	0	0	0	0	0	2	0	0	0	0	2	2	0	
CORRICK Georgina Lou p	4	0	0	0	0	0	0	0	0	0	0	0	0	3	0	2	0	0	1	0	
WIGINGTON Chloe rf	3	0	0	0	0	0	0	0	0	0	1	0	0	3	0	0	0	2	0	0	
HUTCHISON Amie Marie dp	3	0	0	0	0	0	0	0	0	0	0	0	0	1	0	0	0	0	0	0	
BURGE Katie Ann lf	0	0	0	0	0	0	0	0	0	0	0	0	0	0	0	0	0	2	0	1	
Totals	28	5	8	4	1	0	0	2	1	0	1	1	3	8	2	2	1	21	5	3	

Netherlands 2

PLAYER	AB	R	H	BI	2B	3B	HR	BB	SB	CS	HP	SH	SF	SO	IBB	KL	GDP	PO	A	E
VONK Britt Agatha ss	0	0	0	0	0	0	0	4	0	0	0	0	0	0	2	0	0	1	1	0
VOORTMAN Eva Maria P dp/p/dp	1	0	1	0	0	0	0	1	1	0	0	0	0	0	0	0	0	0	2	0
CHARLES Damishah Mar ph/dp	2	0	0	0	0	0	0	0	0	0	0	0	0	0	0	0	0	0	0	0
OOSTING E/V TEN THIJ c	4	0	0	0	0	0	0	0	0	0	0	0	0	1	0	1	0	9	1	0
VAN DALEN Maxime 1b	4	0	0	0	0	0	0	0	0	0	0	0	0	0	0	0	0	2	0	0
ANNEVELD Virginie 3b	4	0	0	0	0	0	0	0	0	0	0	0	0	1	0	1	1	1	0	0
LIGTVOET Wies lf	3	0	1	0	0	0	0	0	0	0	0	0	0	1	0	1	0	3	0	0
VAN AALST Jessie Jan rf	3	1	0	0	0	0	0	0	0	0	0	0	0	0	0	0	0	0	0	0
VAN GURP Soclaina Na 2b	3	1	1	0	0	0	0	0	0	0	0	0	0	0	0	0	0	1	2	2
VERSLUIS Chantal cf	3	0	1	2	0	1	0	0	0	0	0	0	0	0	0	0	0	4	0	1
SOUMERU Rebecca p	0	0	0	0	0	0	0	0	0	0	0	0	0	0	0	0	0	0	0	1
ANDRINGA Ilona p	0	0	0	0	0	0	0	0	0	0	0	0	0	0	0	0	0	0	0	0
Totals	27	2	4	2	0	1	0	5	1	0	0	0	0	3	2	3	1	21	6	4




Great Britain	IP	H	R	ER	BB	SO	WP	HP	IP	IBB	SH	SF	2B	3B	HR	AB	BF	FO	GO	NP
CORRICK Georgina Lou W,1-0	7.0	4	2	0	5	3	0	0	0	2	0	0	0	1	0	27	32	12	6	112

Netherlands	IP	H	R	ER	BB	SO	WP	HP	IP	IBB	SH	SF	2B	3B	HR	AB	BF	FO	GO	NP
SOUMERU Rebecca	3.0	4	2	1	2	4	0	0	0	2	0	1	0	0	0	13	16	4	1	50
VOORTMAN Eva Maria P L,0-1	3.0	4	3	1	0	2	0	1	0	0	1	2	1	0	0	12	16	4	2	45
ANDRINGA Ilona	1.0	0	0	0	0	2	0	0	0	0	0	0	0	0	0	3	3	0	1	14

Umpires: HP-MAGNANI Gianluca (ITA), 1B-LOHNERT Thomas (GER), 2B-MATABOGE Abel (BOT),
3B-JAKOBSEN Jens (DEN), CO-HORA Jan (CZE)
TC: BATTIGELLI Anna (ITA), DEBONO Mario (MLT)
Scorers: HARDINGER Gabriele (AUT), STOOVELAAR Marco (NED), TRAVAGLI Marco (ITA),
Start: 19:02 Time: 2:05 Attendance: 1807 Weather: sunny

SUPER ROUND – SUPER RONDA

STANDINGS – POSICIÓN DE EQUIPOS

RK	TEAM – EQUIPO	GP	W	L	AVG	GB
1	 ITALY	3	3	0	1.000	-
2	 GREAT BRITAIN	3	2	1	.667	1
3	 NETHERLANDS	3	1	2	.333	2
4	 CZECH REPUBLIC	3	0	3	.000	3

The Teams are placed according the Tournament Regulations for the WBSC.

Los equipos son ordenados en atención a los Reglamentos Oficiales de la WBSC.

SUPER ROUND – SÚPER RONDA

SCHEDULE AND RESULTS – CALENDARIO Y RESULTADOS

TEAMS - EQUIPOS

 GREAT BRITAIN

 ITALY

 NETHERLANDS

 CZECH REPUBLIC

FRIDAY JULY 26 – VIERNES 26 DE JULIO, 2019

#	Hour Hora	Stadium Campo	Group Grupo	Away Team Equipo Visitante	Home Team Equipo Local	Score	Inn
13	16:00	Sportpark de Paperclip	SR	 CZECH REPUBLIC	 GREAT BRITAIN	2 - 4	
14	19:00	Sportpark de Paperclip	SR	 NETHERLANDS	 ITALY	4 - 7	

SATURDAY JULY 27 – SÁBADO 27 DE JULIO, 2019

#	Hour Hora	Stadium Campo	Group Grupo	Away Team Equipo Visitante	Home Team Equipo Local	Score	Inn
15	12:00	Sportpark de Paperclip	SR	 NETHERLANDS	 CZECH REPUBLIC	7 - 0	5
16	15:00	Sportpark de Paperclip	SR	 GREAT BRITAIN	 ITALY	0 - 5	
	17:00	Sportpark de Paperclip		WINNER'S CELEBRATION – CELEBRACION DEL CAMPEON			

Local time in Netherlands / Hora local en Holanda.

GAME SUMMARY - RESULTADO DEL JUEGO 13



CZECH REPUBLIC – GREAT BRITAIN



Softball Europe/Africa Qualifier
Great Britain 4, Czech Republic 2 - Composite Box Score
Jul 26, 2019 at Utrecht (NED) (Sportpark de Paperclip)

Czech Republic.....000 002 0 - 2 5 3
Great Britain.....001 111 X - 4 5 1

Czech Republic 2

PLAYER	AB	R	H	BI	2B	3B	HR	BB	SB	CS	HP	SH	SF	SO	IBB	KL	GDP	PO	A	E
RENDLOVA Eva rf	4	0	0	0	0	0	0	0	0	0	0	0	0	0	0	0	0	0	0	0
KLIMPLOVA Veronika 3b	3	1	1	0	0	1	0	0	0	0	0	0	0	0	0	0	0	0	4	0
JAKESOVA Tereza 2b	2	1	1	0	0	0	0	1	1	0	0	0	0	0	0	0	0	0	2	0
KUBICOVA Tereza c	1	0	0	0	0	0	0	1	0	0	0	1	0	0	0	0	0	6	1	0
KUSERKOVA Ludmila ss	2	0	1	0	0	0	0	0	1	0	0	1	0	0	0	0	0	1	2	1
PETRASKOVA Lucie lf	2	0	1	1	0	0	0	0	0	0	0	0	1	0	0	0	0	1	0	0
COUFALOVA Julie cf/dp	2	0	0	0	0	0	0	0	0	0	0	0	0	0	0	0	0	0	0	0
STEJSKALOVA EliSka ph/dp	1	0	0	0	0	0	0	0	0	0	0	0	0	0	0	0	0	0	0	0
WEISSOVA Adela lb	2	0	0	0	0	0	0	0	0	0	0	0	0	0	0	0	0	10	0	0
MALA Kristyna ph	1	0	0	0	0	0	0	0	0	0	0	0	0	0	0	0	0	0	0	0
KOPICOVA Natalie dp/cf	3	0	1	0	0	1	0	0	0	0	0	0	0	1	0	0	0	0	0	0
PECKOVA Veronika p	0	0	0	0	0	0	0	0	0	0	0	0	0	0	0	0	0	0	0	1
BLAHOVA Martina p	0	0	0	0	0	0	0	0	0	0	0	0	0	0	0	0	0	0	0	1
Totals	23	2	5	1	0	2	0	2	2	0	0	2	1	1	0	0	0	18	9	3

Great Britain 4

PLAYER	AB	R	H	BI	2B	3B	HR	BB	SB	CS	HP	SH	SF	SO	IBB	KL	GDP	PO	A	E
BROWN Sydney Michell ss	3	1	0	0	0	0	0	0	0	0	1	0	0	1	0	1	0	0	2	0
PETERSON Aubrey Peyt cf	3	0	2	0	0	0	0	1	0	1	0	0	0	0	0	0	0	0	0	0
MYERS Nerissa Manant 2b	1	1	0	0	0	0	0	3	0	0	0	0	0	0	1	0	0	4	3	0
WOLNY Alicja Jane lb	2	0	0	1	0	0	0	2	0	0	0	0	0	1	0	0	0	13	0	0
EVANS Lauren Victori 3b	4	0	1	1	0	0	0	0	0	0	0	0	0	1	0	0	0	1	4	1
MOORE Amy Elizabeth c	3	0	1	0	0	0	0	0	0	0	0	0	0	0	0	0	0	0	1	0
SNOW Alana Colleen C pr	0	1	0	0	0	0	0	0	0	0	0	0	0	0	0	0	0	0	0	0
WIGINGTON Chloe rf	3	0	1	0	0	0	0	0	0	0	0	0	0	1	0	0	0	1	0	0
HUTCHISON Amie Marie dp	2	1	0	0	0	0	0	1	0	0	0	0	0	1	0	1	0	0	0	0
BURGE Katie Ann lf	2	0	0	0	0	0	0	0	0	0	0	1	0	1	0	0	0	2	0	0
CORRICK Georgina Lou p	0	0	0	0	0	0	0	0	0	0	0	0	0	0	0	0	0	0	4	0
Totals	23	4	5	2	0	0	0	7	0	1	1	1	0	6	1	2	0	21	14	1

Czech Republic	IP	H	R	ER	BB	SO	WP	HP	IP	IBB	SH	SF	2B	3B	HR	AB	BF	FO	GO	NP
PECKOVA Veronika L,1-2	4.1	4	3	3	4	5	3	1	0	0	0	0	0	0	0	17	22	0	7	87
BLAHOVA Martina	1.2	1	1	0	3	1	1	0	0	1	1	0	0	0	0	6	10	2	2	37

Great Britain	IP	H	R	ER	BB	SO	WP	HP	IP	IBB	SH	SF	2B	3B	HR	AB	BF	FO	GO	NP
CORRICK Georgina Lou W,2-0	7.0	5	2	2	2	1	0	0	0	0	2	1	0	2	0	23	28	7	13	88

Umpires: HP-SÖNMEZ Galip (GER), 1B-PRINS Mariana (NED), 2B-MAGNANI Gianluca (ITA),
3B-MATABOGE Abel (BOT), CO-HORA Jan (CZE)
TC: BATTIGELLI Anna (ITA), SKJERVEN Gary (CAN)
Scorers: CARPIO Pablo (ESP), TRAVAGLI Marco (ITA), STOOVELAAR Marco (NED),
Start: 16:01 Time: 1:55 Attendance: 1425 Weather: Sunny

GAME SUMMARY - RESULTADO DEL JUEGO 14



NETHERLANDS – ITALY



Softball Europe/Africa Qualifier
Italy 7, Netherlands 4 - Composite Box Score
Jul 26, 2019 at Utrecht (NED) (Sportpark de Paperclip)

Netherlands.....400 000 0 - 4 9 3
Italy.....142 000 X - 7 10 1

Netherlands 4

PLAYER	AB	R	H	BI	2B	3B	HR	BB	SB	CS	HP	SH	SF	SO	IBB	KL	GDP	PO	A	E
VONK Britt Agatha ss	3	1	2	0	0	0	0	1	1	1	0	0	0	0	0	0	0	1	2	3
VOORTMAN Eva Maria P dp/p	2	1	0	0	0	0	0	1	0	0	0	0	0	2	0	1	0	1	3	0
CHARLES Damishah Mar ph	1	0	0	0	0	0	0	0	0	0	0	0	0	0	0	0	0	0	0	0
OOSTING E/V TEN THIJ c	4	1	3	0	0	0	0	0	1	0	0	0	0	1	0	1	0	4	0	0
VAN DALEN Maxime lb	4	1	2	1	0	0	0	0	0	0	0	0	0	1	0	1	0	7	0	0
VAN DER ZANDEN Cindy pr	0	0	0	0	0	0	0	0	0	0	0	0	0	0	0	0	0	0	0	0
ANNEVELD Virginie 3b	4	0	1	1	0	0	0	0	0	0	0	0	0	2	0	1	0	3	0	0
LIGTVOET Wies lf	3	0	0	0	0	0	0	0	0	0	0	0	0	1	0	0	0	0	0	0
VAN AALST Jessie Jan rf	3	0	1	2	1	0	0	0	0	0	0	0	0	1	0	0	0	1	1	0
VAN GURP Soclaina Na 2b	3	0	0	0	0	0	0	0	0	0	0	0	0	0	0	0	0	1	0	0
VERSLUIS Chantal cf	3	0	0	0	0	0	0	0	0	0	0	0	0	1	0	0	0	0	0	0
SOUMERU Rebecca p	0	0	0	0	0	0	0	0	0	0	0	0	0	0	0	0	0	0	0	0
DE WEERT Ginger Roxa p	0	0	0	0	0	0	0	0	0	0	0	0	0	0	0	0	0	0	1	0
Totals	30	4	9	4	1	0	0	2	2	1	0	0	0	9	0	4	0	18	7	3

Italy 7

PLAYER	AB	R	H	BI	2B	3B	HR	BB	SB	CS	HP	SH	SF	SO	IBB	KL	GDP	PO	A	E
FAMA Amanda Lynn ss	4	1	1	0	0	1	0	0	0	0	0	0	0	1	0	1	0	0	3	0
VIGNA Laura cf	4	1	1	1	0	1	0	0	0	0	0	0	0	1	0	0	0	1	0	0
CAROSONE Emily Patri 2b	3	1	2	3	0	0	1	1	0	0	0	0	0	0	0	0	0	0	1	0
PIANCASTELLI Erika rf	4	1	1	1	0	0	1	0	0	0	0	0	0	0	0	0	0	2	0	0
GASPAROTTO Marta c	2	0	1	0	0	0	0	0	0	0	1	1	0	0	0	0	0	8	2	0
HOWARD Andrea lb	3	0	0	0	0	0	0	0	0	0	1	0	0	1	0	1	0	7	0	0
BIROCCI Lisa Ann dp	3	0	1	0	0	0	0	0	0	0	0	0	0	0	0	0	0	0	0	0
MARRONE Fabrizia pr/dp	0	0	0	0	0	0	0	0	0	0	0	0	0	0	0	0	0	0	0	0
RICCHI Beatrice lf	2	2	2	0	1	0	0	1	0	0	0	0	0	0	0	0	0	2	0	0
CECCHETTI Elisa pr/lf	0	0	0	0	0	0	0	0	0	0	0	0	0	0	0	0	0	0	1	0
LONGHI Giulia 3b	3	1	1	2	0	0	1	0	0	0	0	0	0	1	0	0	0	0	2	0
CECCHETTI Greta p	0	0	0	0	0	0	0	0	0	0	0	0	0	0	0	0	0	0	0	0
CACCIAMANI Ilaria p	0	0	0	0	0	0	0	0	0	0	0	0	0	0	0	0	0	0	0	1
Totals	28	7	10	7	1	2	3	2	0	0	2	1	0	4	0	2	0	21	8	1

Netherlands	IP	H	R	ER	BB	SO	WP	HP	IP	IBB	SH	SF	2B	3B	HR	AB	BF	FO	GO	NP
SOUMERU Rebecca	0.1	2	1	1	1	0	0	1	0	0	0	0	0	2	0	3	5	1	0	19
DE WEERT Ginger Roxa L,1-1	2.1	5	6	2	1	3	0	0	0	0	0	0	0	3	12	13	1	2	41	
VOORTMAN Eva Maria P	3.1	3	0	0	0	1	0	1	0	0	1	0	1	0	0	13	15	5	4	50

Italy	IP	H	R	ER	BB	SO	WP	HP	IP	IBB	SH	SF	2B	3B	HR	AB	BF	FO	GO	NP
CECCHETTI Greta	1.1	7	4	4	1	2	0	0	0	0	0	0	1	0	0	11	12	1	1	55
CACCIAMANI Ilaria W,3-0	5.2	2	0	0	1	7	0	0	0	0	0	0	0	0	0	19	20	5	4	81

Umpires: HP-LOHNERT Thomas (GER), 1B-HYLTON Megan (GER), 2B-ŽIDEK Michal (CZE),
3B-JAKOBSEN Jens (DEN), CO-MOTHOBUKA Sipho (RSA)
TC: DEBONO Mario (MLT), BRACEY Don (CAN)
Scorers: NAKAMURA Fuka (JPN), HARDINGER Gabriele (AUT), SLINGER Stefan (NED),
Start: 19:03 Time: 2:16 Attendance: 1888 Weather: Sunny

GAME SUMMARY - RESULTADO DEL JUEGO 15



NETHERLANDS – CZECH REPUBLIC



Softball Europe/Africa Qualifier
Netherlands 7, Czech Republic 0 - Composite Box Score
Jul 27, 2019 at Utrecht (NED) (Sportpark de Paperclip)

Netherlands.....000 16 - 7 9 0
Czech Republic.....000 00 - 0 4 2

Netherlands 7

PLAYER	AB	R	H	BI	2B	3B	HR	BB	SB	CS	HP	SH	SF	SO	IBB	KL	GDP	PO	A	E
VONK Britt Agatha ss/dp/ss	3	1	1	2	0	0	0	0	1	0	0	0	0	1	0	0	0	0	0	0
CHARLES Damishah Mar 2b	3	2	2	1	0	0	0	0	1	0	0	0	0	0	0	0	0	3	2	0
ANNEVELD Virginie 3b	3	1	1	0	0	0	0	0	0	0	0	0	0	0	0	0	0	1	3	0
VAN DALEN Maxime 1b	3	1	2	2	1	0	0	0	0	0	0	0	0	0	0	0	0	7	0	0
VAN GURP Soclaina Na dp/ss/dp	1	0	0	0	0	0	0	0	0	0	0	0	0	1	0	1	0	0	0	0
DE WEERT Ginger Roxa p	1	0	0	0	0	0	0	1	0	0	0	0	0	1	0	0	0	0	1	0
LIGTVOET Wies lf	3	0	1	1	1	0	0	0	0	0	0	0	0	0	0	0	0	1	0	0
TUK Karin c	2	0	1	0	0	0	0	1	0	0	0	0	0	0	0	0	0	2	0	0
VAN DER ZANDEN Cindy rf	2	1	0	0	0	0	0	1	0	1	0	0	0	1	0	1	0	0	0	0
VERSLUIS Chantal cf	2	1	1	0	0	0	0	0	0	0	0	0	0	0	0	0	0	1	0	0
ANDRINGA Ilona p	0	0	0	0	0	0	0	0	0	0	0	0	0	0	0	0	0	0	0	0
SOMERU Rebecca p	0	0	0	0	0	0	0	0	0	0	0	0	0	0	0	0	0	0	0	0
Totals	23	7	9	6	2	0	0	3	2	1	0	0	0	4	0	2	0	15	6	0

Czech Republic 0

PLAYER	AB	R	H	BI	2B	3B	HR	BB	SB	CS	HP	SH	SF	SO	IBB	KL	GDP	PO	A	E
JAKESOVA Tereza dp	2	0	2	0	0	0	0	0	0	0	0	0	0	0	0	0	0	0	0	0
KUBICOVA Tereza ph	1	0	0	0	0	0	0	0	0	0	0	0	0	0	0	0	0	0	0	0
PETRASKOVA Lucie rf	2	0	0	0	0	0	0	0	0	0	0	0	0	0	0	0	0	0	0	0
STEJSKALOVA Eliška 3b	2	0	1	0	0	0	0	0	0	0	0	0	0	0	0	0	0	1	1	0
KUSERKOVA Ludmila ss	2	0	0	0	0	0	0	0	0	0	0	0	0	0	0	0	0	2	2	2
THOMPSONOVA Eliška c	2	0	0	0	0	0	0	0	0	0	0	0	0	1	0	0	0	4	2	0
MALA Kristyna 2b	2	0	1	0	0	0	0	0	0	0	0	0	0	1	0	0	0	2	0	0
COUFALOVA Julie lf	2	0	0	0	0	0	0	0	0	0	0	0	0	0	0	0	0	2	0	0
WEISSOVA Adela 1b	2	0	0	0	0	0	0	0	0	0	0	0	0	0	0	0	0	1	0	0
KOPICOVA Natalie cf	2	0	0	0	0	0	0	0	0	0	0	0	0	0	0	0	0	2	0	0
HUMHEJ Katelyn Marie p	0	0	0	0	0	0	0	0	0	0	0	0	0	0	0	0	0	1	0	0
BLAHOVA Martina p	0	0	0	0	0	0	0	0	0	0	0	0	0	0	0	0	0	0	0	0
Totals	19	0	4	0	0	0	0	0	0	0	0	0	0	2	0	0	0	15	5	2

Netherlands	IP	H	R	ER	BB	SO	WP	HP	IP	IBB	SH	SF	2B	3B	HR	AB	BF	FO	GO	NP
ANDRINGA Ilona	1.0	1	0	0	0	0	0	0	0	0	0	0	0	0	0	4	4	1	2	12
SOMERU Rebecca	1.2	0	0	0	0	2	0	0	0	0	0	0	0	0	0	5	5	2	1	21
DE WEERT Ginger Roxa W,2-1	2.1	3	0	0	0	0	0	0	0	0	0	0	0	0	0	10	10	2	5	31

Czech Republic	IP	H	R	ER	BB	SO	WP	HP	IP	IBB	SH	SF	2B	3B	HR	AB	BF	FO	GO	NP
HUMHEJ Katelyn Marie L,0-1	4.2	4	3	1	1	3	1	0	0	0	0	0	1	0	0	17	18	7	3	76
BLAHOVA Martina	0.1	5	4	0	2	1	1	0	0	0	0	0	1	0	0	6	8	0	0	34

Umpires: HP-MAGNANI Gianluca (ITA), 1B-SÖNMEZ Galip (GER), 2B-JAKOBSEN Jens (DEN),
3B-HYLTON Megan (GER), CO-MOTHOBUKA Siphon (RSA)
TC: BATTIGELLI Anna (ITA), SKJERVEN Gary (CAN)
Scorers: CARPIO Pablo (ESP), TRAVAGLI Marco (ITA), STOOVELAAR Marco (NED),
Start: 12:04 Time: 1:28 Attendance: 1631 Weather: Sunny

GAME SUMMARY - RESULTADO DEL JUEGO 16



GREAT BRITAIN – ITALY



Softball Europe/Africa Qualifier
Italy 5, Great Britain 0 - Composite Box Score
Jul 27, 2019 at Utrecht (NED) (Sportpark de Paperclip)

Great Britain.....000 000 0 - 0 3 2
Italy.....201 200 X - 5 9 0

Great Britain 0

PLAYER	AB	R	H	BI	2B	3B	HR	BB	SB	CS	HP	SH	SF	SO	IBB	KL	GDP	PO	A	E
BROWN Sydney Michell ss	3	0	1	0	0	0	0	0	0	0	0	0	0	1	0	1	0	3	1	0
PETERSON Aubrey Peyt cf	3	0	0	0	0	0	0	0	0	0	0	0	0	2	0	0	0	0	0	0
MYERS Nerissa Manant 2b	3	0	1	0	0	0	0	0	0	0	0	0	0	0	0	0	0	2	2	1
WOLNY Alicja Jane 1b	3	0	0	0	0	0	0	0	0	0	0	0	0	0	0	0	0	6	0	0
EVANS Lauren Victori 3b	3	0	0	0	0	0	0	0	0	0	0	0	0	3	0	1	0	1	3	0
MOORE Amy Elizabeth c	3	0	0	0	0	0	0	0	0	0	0	0	0	2	0	0	0	4	0	0
WIGINGTON Chloe rf	2	0	1	0	1	0	0	0	0	0	0	0	0	1	0	0	0	1	0	1
HUTCHISON Amie Marie dp	2	0	0	0	0	0	0	0	0	0	0	0	0	2	0	1	0	0	0	0
BURGE Katie Ann lf	2	0	0	0	0	0	0	0	0	0	0	0	0	2	0	0	0	1	0	0
CORRICK Georgina Lou p	0	0	0	0	0	0	0	0	0	0	0	0	0	0	0	0	0	0	2	0
Totals	24	0	3	0	1	0	0	0	0	0	0	0	0	13	0	3	0	18	8	2

Italy 5

PLAYER	AB	R	H	BI	2B	3B	HR	BB	SB	CS	HP	SH	SF	SO	IBB	KL	GDP	PO	A	E
FAMA Amanda Lynn ss	2	1	1	0	0	0	0	0	0	0	1	0	0	0	0	0	0	0	2	0
CACCIAMANI Ilaria	1	1	0	0	0	0	0	0	0	0	0	0	0	1	0	0	0	0	0	0
VIGNA Laura cf	3	0	1	1	0	0	0	0	0	0	0	0	0	0	0	0	0	1	0	0
CAROSONE Emily Patri 2b	3	1	2	0	1	0	0	0	0	0	0	0	0	0	0	0	0	0	1	0
MARRONE Fabrizia pr	0	1	0	0	0	0	0	0	0	0	0	0	0	0	0	0	0	0	0	0
PIANCASTELLI Erika rf/c	3	0	2	1	0	0	0	0	0	0	0	0	0	0	0	0	0	5	1	0
RICCHI Beatrice lf	2	0	1	1	1	0	0	0	0	0	0	0	0	0	0	0	0	0	0	0
CECCHETTI Elisa pr/lf/rf	0	0	0	0	0	0	0	0	0	0	1	0	0	0	0	0	0	0	0	0
GASPAROTTO Marta c/ss	3	0	1	0	0	0	0	0	0	0	0	0	0	0	0	0	0	7	0	0
HOWARD Andrea 1b	3	0	1	0	0	0	0	0	0	0	0	0	0	1	0	0	0	8	1	0
BIROCCI Lisa Ann dp	1	0	0	0	0	0	0	0	0	0	0	0	0	1	0	0	0	0	0	0
ROTONDO Alessandra ph/dp	2	1	0	0	0	0	0	0	0	0	0	0	0	0	0	0	0	0	0	0
LONGHI Giulia 3b	3	0	0	0	0	0	0	0	0	0	0	0	0	0	0	0	0	0	2	0
CECCHETTI Greta p	0	0	0	0	0	0	0	0	0	0	0	0	0	0	0	0	0	0	1	0
Totals	26	5	9	3	2	0	0	0	0	0	1	1	0	3	0	0	0	21	8	0

Great Britain	IP	H	R	ER	BB	SO	WP	HP	IP	IBB	SH	SF	2B	3B	HR	AB	BF	FO	GO	NP
CORRICK Georgina Lou L,2-1	6.0	9	5	4	0	3	0	1	0	0	1	0	2	0	0	26	28	6	9	101

Italy	IP	H	R	ER	BB	SO	WP	HP	IP	IBB	SH	SF	2B	3B	HR	AB	BF	FO	GO	NP
CECCHETTI Greta W,2-0	7.0	3	0	0	0	13	0	0	0	0	0	0	1	0	0	24	24	1	7	99

Umpires: HP-PRINS Mariana (NED), 1B-LOHNERT Thomas (GER), 2B-MATABOGE Abel (BOT),
3B-ŽIDEK Michal (CZE), CO-HORA Jan (CZE)
TC: DEBONO Mario (MLT), BRACEY Don (CAN)
Scorers: HARDINGER Gabriele (AUT), NAKAMURA Fuka (JPN), SLINGER Stefan (NED)
Start: 15:01 Time: 1:41 Attendance: 1920 Weather: Partly cloudy

**INDIVIDUAL LEADERS SUMMARY
RESUMEN DE LIDERES INDIVIDUALES
(INCLUDING GAMES 1-16 - INCLUYENDO PARTIDOS DEL 1 AL 16)**

BATTING LEADERS – LIDERES OFENSIVOS

BATTING AVERAGE (min 2.5 PA/G)

1.	VONK Britt Agatha, NED	.700
2.	MYERS Nerissa Mana, GBR	.538
3.	OOSTING E/V TEN TH, NED	.500
-	ROGRON Kimane, Jel, FRA	.500
5.	JAKESOVA Tereza, CZE	.462
6.	CAROSONE Emily Pat, ITA	.438
7.	3 Tied at	.429

SLUGGING PCT (min 2.5 PA/G)

1.	MYERS Nerissa Mana, GBR	1.308
2.	FAMA Amanda Lynn, ITA	.857
3.	VIGNA Laura, ITA	.800
-	VONK Britt Agatha, NED	.800
5.	CAROSONE Emily Pat, ITA	.750
6.	MONCHO VARELA Raqu, ESP	.714
7.	ROGRON Kimane, Jel, FRA	.600
8.	LONGHI Giulia, ITA	.583
9.	WIGINGTON Chloe, GBR	.571
10.	4 Tied at	.500

ON BASE PCT (min 2.5 PA/G)

1.	VONK Britt Agatha, NED	.813
2.	MYERS Nerissa Mana, GBR	.667
3.	JAKESOVA Tereza, CZE	.533
4.	FAMA Amanda Lynn, ITA	.529
5.	BROWN Sydney Miche, GBR	.526
6.	BLESA Meritxell, ESP	.500
-	PRADE Pauline, SUZ, FRA	.500
-	ROGRON Kimane, Jel, FRA	.500
-	WOLNY Alicja Jane, GBR	.500
10.	2 Tied at	.471

RUNS

1.	BROWN Sydney Miche, GBR	6
-	VONK Britt Agatha, NED	6
3.	CHARLES Damishah M, NED	5
-	MYERS Nerissa Mana, GBR	5
-	PETERSON Aubrey Pe, GBR	5
6.	CAROSONE Emily Pat, ITA	4
-	FAMA Amanda Lynn, ITA	4
-	JAKESOVA Tereza, CZE	4
-	VAN AALST Jessie J, NED	4
10.	9 Tied at	3

HITS

1.	CAROSONE Emily Pat, ITA	7
-	MYERS Nerissa Mana, GBR	7
-	VONK Britt Agatha, NED	7
4.	6 Tied at	6

RBI

1.	VIGNA Laura, ITA	6
2.	MYERS Nerissa Mana, GBR	5
-	VAN DALEN Maxime, NED	5
-	WOLNY Alicja Jane, GBR	5
5.	7 Tied at	4

DOUBLES

1.	ANNEVELD Virginie, NED	2
-	CAROSONE Emily Pat, ITA	2
-	LIGTVOET Wies, NED	2
-	MONCHO VARELA Raqu, ESP	2
-	MYERS Nerissa Mana, GBR	2
-	RICCHI Beatrice, ITA	2
7.	19 Tied at	1

TRIPLES

1.	FAMA Amanda Lynn, ITA	3
2.	KLIMPLOVA Veronika, CZE	2
3.	KOPIKOVA Natalie, CZE	1
-	MYERS Nerissa Mana, GBR	1
-	PETRASKOVA Lucie, CZE	1
-	VAN AALST Jessie J, NED	1
-	VERSLUIS Chantal, NED	1
-	VIGNA Laura, ITA	1
-	WIGINGTON Chloe, GBR	1

HOMERUNS

1.	MYERS Nerissa Mana, GBR	2
2.	CAROSONE Emily Pat, ITA	1
-	LONGHI Giulia, ITA	1
-	PIANCASTELLI Erika, ITA	1
-	VIGNA Laura, ITA	1

**INDIVIDUAL LEADERS SUMMARY
RESUMEN DE LIDERES INDIVIDUALES
(INCLUDING GAMES 1-16 - INCLUYENDO PARTIDOS DEL 1 AL 16)**

PITCHING LEADERS – LIDERES EN PITCHEO

EARNED RUN AVG (min 2.1 IP/G)

1.	CACCIAMANI Ilaria, ITA	0.42
2.	CECCHETTI Greta, ITA	1.71
3.	CORRICK Georgina L, GBR	2.00
4.	PECKOVA Veronika, CZE	2.28
5.	BENCHALI Sarah, FRA	2.90
6.	BARANDIARAN GARCIA, ESP	3.09
7.	GARTNER Charline,, FRA	4.20

INNINGS PITCHED

1.	CORRICK Georgina L, GBR	21.0
2.	CACCIAMANI Ilaria, ITA	16.2
3.	CECCHETTI Greta, ITA	16.1
4.	PECKOVA Veronika, CZE	15.1
5.	BARANDIARAN GARCIA, ESP	11.1
6.	BENCHALI Sarah, FRA	9.2
7.	GARTNER Charline,, FRA	8.1
8.	DE WEERT Ginger Ro, NED	7.2
9.	VOORTMAN Eva Maria, NED	7.1

WINS

1.	CACCIAMANI Ilaria, ITA	3
2.	CECCHETTI Greta, ITA	2
-	CORRICK Georgina L, GBR	2
-	DE WEERT Ginger Ro, NED	2
5.	7 Tied at	1

GAMES

1.	BLAHOVA Martina, CZE	4
-	CECCHETTI Greta, ITA	4
-	CORRICK Georgina L, GBR	4
-	SOMERU Rebecca, NED	4
5.	8 Tied at	3

COMPLETE GAMES

1.	CORRICK Georgina L, GBR	3
2.	CECCHETTI Greta, ITA	2
3.	ANDRINGA Ilona, NED	1
-	BARANDIARAN GARCIA, ESP	1
-	CACCIAMANI Ilaria, ITA	1
-	PECKOVA Veronika, CZE	1
-	SETH Onneetse, BOT	1

OPPOSING AVG (min 2.1 IP/G)

1.	CACCIAMANI Ilaria, ITA	.125
2.	PECKOVA Veronika, CZE	.189
3.	CECCHETTI Greta, ITA	.200
4.	CORRICK Georgina L, GBR	.228
5.	GARTNER Charline,, FRA	.250
6.	BARANDIARAN GARCIA, ESP	.256
7.	BENCHALI Sarah, FRA	.308

STRIKEOUTS

1.	CECCHETTI Greta, ITA	29
2.	CACCIAMANI Ilaria, ITA	22
3.	PECKOVA Veronika, CZE	20
4.	CORRICK Georgina L, GBR	9
5.	ANDRINGA Ilona, NED	7
-	BLAHOVA Martina, CZE	7
-	DE WEERT Ginger Ro, NED	7
8.	4 Tied at	6

SAVES

BLAHOVA Martina, CZE	1
----------------------	---

GAMES STARTED

1.	CECCHETTI Greta, ITA	4
2.	CORRICK Georgina L, GBR	3
-	PECKOVA Veronika, CZE	3
4.	ANDRINGA Ilona, NED	2
-	BARANDIARAN GARCIA, ESP	2
-	GARTNER Charline,, FRA	2
-	HUMHEJ Katelyn Mar, CZE	2
-	SETH Onneetse, BOT	2
-	SOMERU Rebecca, NED	2
10.	10 Tied at	1

SHUTOUTS

1.	CECCHETTI Greta, ITA	2
2.	BARANDIARAN GARCIA, ESP	1

**INDIVIDUAL LEADERS SUMMARY
RESUMEN DE LIDERES INDIVIDUALES
(INCLUDING GAMES 1-16 - INCLUYENDO PARTIDOS DEL 1 AL 16)**

FIELDING LEADERS – LIDERES DEFENSIVOS

PUTOUTS

1.	GASPAROTTO Marta, ITA	37
2.	HOWARD Andrea, ITA	32
3.	WOLNY Alicja Jane, GBR	28
4.	OOSTING E/V TEN TH, NED	24
5.	VAN DALEN Maxime, NED	21
-	WEISSOVA Adela, CZE	21
7.	KUBICOVA Tereza, CZE	20
8.	MYERS Nerissa Mana, GBR	14
9.	1 Tied at	12

ASSISTS

1.	EVANS Lauren Victo, GBR	12
2.	LONGHI Giulia, ITA	10
3.	KUSERKOVA Ludmila, CZE	8
4.	CORRICK Georgina L, GBR	7
-	KLIMPLOVA Veronika, CZE	7
-	MYERS Nerissa Mana, GBR	7
7.	3 Tied at	6

ERRORS

1.	MOGATUSI Kedibonye, BOT	6
2.	KUSERKOVA Ludmila, CZE	4
-	SEPHEKOLO Morongwa, BOT	4
4.	PRADE Pauline, SUZ, FRA	3
-	VONK Britt Agatha, NED	3
6.	BROWN Sydney Miche, GBR	2
-	LOWANG Kagiso, BOT	2
-	SETH Onneetse, BOT	2
-	VAN GURP Soclaina, NED	2
10.	23 Tied at	1

CAUGHT STEALING

1.	KUBICOVA Tereza, CZE	3
2.	GASPAROTTO Marta, ITA	2
3.	CECCHETTI Elisa, ITA	1
-	DERBAL Yasmine, FRA	1
-	THOMPSONOVA Eliska, CZE	1

TEAM'S STATS RANKING
ESTADÍSTICAS POR EQUIPO
(INCLUDING GAMES 1-16 – INCLUYENDO PARTIDOS DEL 1 AL 16)

BATTING – BATEO

TEAM	AVG	G	AB	R	H	2B	3B	HR	RBI	TB	SLG%	BB	HP	SO	GDP	OB%	SF	SH	SB-ATT
Great Britain	.358	5	123	33	44	7	2	2	28	61	.496	21	3	31	1	.444	6	3	2-3
Netherlands	.345	5	119	31	41	8	2	0	27	53	.445	17	2	20	1	.423	4	0	13-15
Italy	.339	5	124	26	42	7	4	4	21	69	.556	8	3	18	0	.387	2	4	5-5
Czech Republic	.266	5	109	20	29	3	4	0	15	40	.367	6	3	15	0	.317	2	4	3-4
France	.230	3	74	13	17	1	0	0	4	18	.243	8	2	16	0	.318	1	2	3-6
Spain	.212	3	66	7	14	3	0	0	7	17	.258	4	2	10	0	.274	1	2	4-4
South Africa	.085	3	47	1	4	2	0	0	0	6	.128	2	0	12	0	.122	0	0	0-0
Botswana	.000	3	42	2	0	0	0	0	1	0	.000	5	1	25	1	.122	1	0	2-3
TOTALS	.271	16	704	133	191	31	12	6	103	264	.375	71	16	147	3	.344	17	15	32-40

PITCHING – PITCHEO

TEAM	ERA	W-L	SV	IP	GS	CG	SHO	H	R	ER	BB	SO	2B	3B	HR	AB	B/Avg	WP	HP	IP	SHA	SFA
Italy	1.06	5-0	0	33.0	5	3	2	19	5	5	3	51	2	0	0	116	.164	0	1	0	0	0
Netherlands	1.30	3-2	0	27.0	5	1	0	23	13	5	5	26	2	2	3	104	.221	1	4	0	2	3
Czech Republic	1.50	2-3	1	28.0	5	1	0	23	14	6	18	33	3	0	0	101	.228	8	1	0	3	0
Great Britain	1.69	4-1	0	29.0	5	3	0	26	11	7	8	14	3	3	0	110	.236	0	2	1	4	1
France	2.72	1-2	0	18.0	3	0	0	20	13	7	7	5	2	2	0	71	.282	4	0	3	2	2
Spain	5.15	1-2	0	17.2	3	1	1	22	16	13	11	8	4	2	2	70	.314	3	2	1	1	5
Botswana	6.42	0-3	0	12.0	3	1	0	24	30	11	7	7	5	2	1	65	.369	4	5	0	2	3
South Africa	15.89	0-3	0	12.1	3	0	0	34	31	28	12	3	10	1	0	67	.507	8	1	2	1	3
TOTALS	3.24	16-16	1	177.0	32	10	3	191	133	82	71	147	31	12	6	704	.271	28	16	7	15	17

DEFENSE – DEFENSA

TEAM	C	PO	A	E	DP	FLD%	CSB	SBA	SBA%	CI	PB
Great Britain	131	87	38	6	1	.954	0	3	1.000	0	2
Netherlands	115	81	25	9	1	.922	0	1	1.000	0	0
Italy	137	99	37	1	1	.993	3	2	.400	0	0
Czech Republic	121	84	31	6	1	.950	4	4	.500	0	0
France	75	54	14	7	1	.907	1	6	.857	0	2
Spain	70	53	15	2	0	.971	0	6	1.000	0	1
South Africa	53	37	15	1	0	.981	0	7	1.000	0	1
Botswana	66	36	11	19	0	.712	0	3	1.000	0	0
TOTALS	768	531	186	51	5	.934	8	32	.800	0	6

TEAM'S STATS - ESTADÍSTICAS DE EQUIPO
(INCLUDING GAMES 1-12 - INCLUYENDO JUEGOS DEL 1 AL 12)



BOTSWANA

BOT

Overall Statistics for Botswana (as of Jul 25, 2019)
(All Games, Sorted by Batting Avg)

Record: Tournament: 0-3 / Opening Round: 0-3 / : -

#	PLAYER	AVG	GP-GS	AB	R	H	2B	3B	HR	RBI	TB	SLG%	BB	HP	SO	GDP	OB%	SF	SH	SB-ATT
4	MONYADZWE Goitseon	.000	2-2	4	0	0	0	0	0	0	0	.000	0	0	1	0	.000	0	0	1-2
10	DUBE Bafedile	.000	3-3	7	2	0	0	0	0	0	0	.000	0	0	3	0	.000	0	0	1-1
17	PASSMAN Nametsegan	.000	3-3	2	0	0	0	0	0	0	0	.000	3	1	1	1	.667	0	0	0-0
6	SEPHEKOLO Morongwa	.000	3-3	5	0	0	0	0	0	0	0	.000	0	0	3	0	.000	0	0	0-0
2	MOGATUSI Kedibonye	.000	3-2	2	0	0	0	0	0	0	0	.000	0	0	1	0	.000	0	0	0-0
7	ISAAC Charity	.000	3-3	4	0	0	0	0	0	0	0	.000	1	0	3	0	.200	0	0	0-0
12	PHETOGO Onalenna	.000	3-3	5	0	0	0	0	0	0	0	.000	0	0	4	0	.000	0	0	0-0
8	MOLEFHE Bonolo	.000	3-3	5	0	0	0	0	0	0	0	.000	1	0	5	0	.167	0	0	0-0
14	SERUMOLA Maitumelo	.000	2-1	1	0	0	0	0	0	0	0	.000	0	0	0	0	.000	0	0	0-0
11	LOWANG Kagiso	.000	3-3	5	0	0	0	0	0	1	0	.000	0	0	3	0	.000	1	0	0-0
3	NTSHOLETSANG Lorat	.000	3-1	2	0	0	0	0	0	0	0	.000	0	0	1	0	.000	0	0	0-0
Totals		.000		42	2	0	0	0	0	1	0	.000	5	1	25	1	.122	1	0	2-3
Opponents		.369		65	30	24	5	2	1	17	36	.554	7	5	7	0	.450	3	2	3-3

(All Games, Sorted by Earned Run Avg)

#	PLAYER	ERA	W-L	SV	IP	G	GS	CG	SHO	H	R	ER	BB	SO	2B	3B	HR	AB	B/Avg	WP	HP	IP	SHA	SFA
1	SIXPENCE Gotlamang	1.50	0-0	0	4.2	1	0	0	0	5	4	1	2	1	0	0	0	20	.250	0	2	0	1	1
5	KGOJANE Boitshepo	6.00	0-0	0	2.1	1	0	0	0	5	6	2	0	0	0	1	0	13	.385	0	2	0	0	1
9	SETH Onneetse	9.69	0-2	0	4.1	2	2	1	0	12	14	6	3	5	4	1	1	27	.444	3	0	0	1	1
15	DITAU Lesego	21.00	0-1	0	0.2	1	1	0	0	2	6	2	2	1	1	0	0	5	.400	1	1	0	0	0
Totals		6.42	0-3	0	12.0	3	3	1	0	24	30	11	7	7	5	2	1	65	.369	4	5	0	2	3
Opponents		0.00	3-0	0	14.0	3	3	0	0	0	2	0	5	25	0	0	0	42	.000	2	1	0	0	1

(All Games, Sorted by Fielding Pct)

#	PLAYER	C	PO	A	E	DP	FLD%	CSB	SBA	SBA%	CI	PB
4	MONYADZWE Goitseon	6	5	1	0	0	1.000	0	3	1.000	0	0
3	NTSHOLETSANG Lorat	2	1	1	0	0	1.000	0	0	0	0	0
17	PASSMAN Nametsegan	8	7	0	1	0	.875	0	0	0	0	0
7	ISAAC Charity	8	7	0	1	0	.875	0	0	0	0	0
10	DUBE Bafedile	4	2	1	1	0	.750	0	0	0	0	0
11	LOWANG Kagiso	7	3	2	2	0	.714	0	0	0	0	0
12	PHETOGO Onalenna	3	2	0	1	0	.667	0	0	0	0	0
6	SEPHEKOLO Morongwa	11	5	2	4	0	.636	0	0	0	0	0
9	SETH Onneetse	4	2	0	2	0	.500	0	0	0	0	0
8	MOLEFHE Bonolo	2	1	0	1	0	.500	0	0	0	0	0
2	MOGATUSI Kedibonye	11	1	4	6	0	.455	0	0	0	0	0
Totals		66	36	11	19	0	.712	0	3	1.000	0	0
Opponents		58	42	11	5	1	.914	1	2	.667	0	0

TEAM'S STATS - ESTADÍSTICAS DE EQUIPO
(INCLUDING GAMES 1-16 - INCLUYENDO JUEGOS DEL 1 AL 16)



CZECH REPUBLIC

CZE

Overall Statistics for Czech Republic (as of Jul 27, 2019)
(All Games, Sorted by Batting Avg)

Record: Tournament: 2-3 / Opening Round: 2-1 / Super Round: 0-2

#	PLAYER	AVG	GP-GS	AB	R	H	2B	3B	HR	RBI	TB	SLG%	BB	HP	SO	GDP	OB%	SF	SH	SB-ATT
88	JAKESOVA Tereza	.462	5-5	13	4	6	0	0	0	2	6	.462	2	0	2	0	.533	0	0	1-1
17	KOPICOVA Natalie	.429	5-4	7	1	3	0	1	0	1	5	.714	0	1	1	0	.500	0	1	0-0
23	KLIMPLOVA Veronika	.400	3-3	10	1	4	0	2	0	2	8	.800	0	0	2	0	.400	0	0	0-0
33	KUSERKOVA Ludmila	.400	5-5	10	2	4	1	0	0	2	5	.500	1	0	2	0	.417	1	1	1-1
14	PETRASKOVA Lucie	.333	5-4	9	2	3	1	1	0	3	6	.667	0	0	1	0	.300	1	0	0-0
1	MALA Kristyna	.333	5-3	9	1	3	0	0	0	1	3	.333	0	0	3	0	.333	0	1	0-0
34	STEJSKALOVA EliSka	.222	5-3	9	1	2	1	0	0	1	3	.333	0	0	2	0	.222	0	0	0-0
18	WEISSOVA Adela	.143	5-5	7	3	1	0	0	0	2	1	.143	2	0	0	0	.333	0	0	0-0
53	KUBICOVA Tereza	.111	4-3	9	0	1	0	0	0	0	1	.111	1	0	1	0	.200	0	1	0-1
3	THOMPSONOVA EliSka	.111	4-3	9	3	1	0	0	0	0	1	.111	0	0	1	0	.111	0	0	1-1
64	RENDLOVA Eva	.083	4-4	12	1	1	0	0	0	1	1	.83	0	0	0	0	.083	0	0	0-0
22	COUFALOVA Julie	.000	4-3	5	1	0	0	0	0	0	0	.000	0	2	0	0	.286	0	0	0-0
Totals		.266		109	20	29	3	4	0	15	40	.367	6	3	15	0	.317	2	4	3-4
Opponents		.228		101	14	23	3	0	0	9	26	.257	18	1	33	1	.350	0	3	4-8

(All Games, Sorted by Earned Run Avg)

#	PLAYER	ERA	W-L	SV	IP	G	GS	CG	SHO	H	R	ER	BB	SO	2B	3B	HR	AB	B/Avg	WP	HP	IP	SHA	SFA
21	BLAHOVA Martina	0.00	1-0	1	6.0	4	0	0	0	9	6	0	8	7	1	0	0	26	.346	2	0	0	2	0
19	HUMHEJ Katelyn Mar	1.05	0-1	0	6.2	2	2	0	0	4	3	1	2	6	1	0	0	22	.182	1	0	0	0	0
9	PECKOVA Veronika	2.28	1-2	0	15.1	3	3	1	0	10	5	5	8	20	1	0	0	53	.189	5	1	0	1	0
Totals		1.50	2-3	1	28.0	5	5	1	0	23	14	6	18	33	3	0	0	101	.228	8	1	0	3	0
Opponents		2.25	3-2	0	28.0	5	5	2	1	29	20	9	6	15	3	4	0	109	.266	1	3	3	4	2

(All Games, Sorted by Fielding Pct)

#	PLAYER	C	PO	A	E	DP	FLD%	CSB	SBA	SBA%	CI	PB
53	KUBICOVA Tereza	26	20	6	0	0	1.000	3	2	.400	0	0
18	WEISSOVA Adela	23	21	2	0	1	1.000	0	0	0	0	0
3	THOMPSONOVA EliSka	13	11	2	0	0	1.000	1	2	.667	0	0
23	KLIMPLOVA Veronika	7	0	7	0	0	1.000	0	0	0	0	0
17	KOPICOVA Natalie	6	6	0	0	0	1.000	0	0	0	0	0
1	MALA Kristyna	6	4	2	0	0	1.000	0	0	0	0	0
88	JAKESOVA Tereza	4	2	2	0	0	1.000	0	0	0	0	0
22	COUFALOVA Julie	3	3	0	0	0	1.000	0	0	0	0	0
34	STEJSKALOVA EliSka	3	1	2	0	0	1.000	0	0	0	0	0
14	PETRASKOVA Lucie	2	2	0	0	0	1.000	0	0	0	0	0
19	HUMHEJ Katelyn Mar	1	1	0	0	0	1.000	0	0	0	0	0
33	KUSERKOVA Ludmila	24	12	8	4	1	.833	0	0	0	0	0
9	PECKOVA Veronika	2	1	0	1	0	.500	0	0	0	0	0
21	BLAHOVA Martina	1	0	0	1	0	.000	0	0	0	0	0
Totals		121	84	31	6	1	.950	4	4	.500	0	0
Opponents		122	84	32	6	1	.951	1	3	.750	0	2

TEAM'S STATS - ESTADÍSTICAS DE EQUIPO
(INCLUDING GAMES 1-12 - INCLUYENDO JUEGOS DEL 1 AL 12)



FRANCE

FRA

Overall Statistics for France (as of Jul 25, 2019)
(All Games, Sorted by Batting Avg)

Record: Tournament: 1-2 / Opening Round: 1-2 / : -

#	PLAYER	AVG	GP-GS	AB	R	H	2B	3B	HR	RBI	TB	SLG%	BB	HP	SO	GDP	OB%	SF	SH	SB-ATT
17	ROGRON Kimane, Jel	.500	3-3	10	1	5	1	0	0	0	6	.600	0	0	2	0	.500	0	0	0-1
12	TRIBOLET Eloise	.333	3-3	9	1	3	0	0	0	0	3	.333	1	0	2	0	.400	0	0	1-2
14	LYARD Rosie	.333	2-2	6	1	2	0	0	0	0	2	.333	0	0	2	0	.333	0	0	1-1
1	PRADE Pauline, SUZ	.333	3-3	6	3	2	0	0	0	1	2	.333	2	0	0	0	.500	0	0	0-0
22	GLOVER Nathalie, J	.286	3-3	7	1	2	0	0	0	2	2	.286	1	0	1	0	.375	0	1	0-0
9	MARIE Manon, Georg	.250	3-2	8	1	2	0	0	0	2	2	.250	0	1	2	0	.333	0	0	0-0
10	SELLAM Lena	.200	3-2	5	0	1	0	0	0	0	1	.200	0	0	2	0	.200	0	0	0-0
19	HAUDIQUER Ines, Es	.000	3-0	0	1	0	0	0	0	0	0	.000	0	0	0	0	.000	0	0	0-1
3	DERBAL Yasmine	.000	1-0	1	0	0	0	0	0	0	0	.000	0	0	0	0	.000	0	0	0-0
21	HUNTER Raina, Kari	.000	3-3	8	1	0	0	0	0	1	0	.000	1	0	3	0	.100	1	0	0-0
20	PITCHER Carrie, Ju	.000	3-3	8	2	0	0	0	0	0	0	.000	1	0	1	0	.111	0	1	0-0
15	RIERA Camille, Emm	.000	3-3	6	1	0	0	0	0	0	0	.000	2	1	1	0	.333	0	0	1-1
Totals		.230		74	13	17	1	0	0	4	18	.243	8	2	16	0	.318	1	2	3-6
Opponents		.282		71	13	20	2	2	0	11	26	.366	7	0	5	0	.338	2	2	6-7

(All Games, Sorted by Earned Run Avg)

#	PLAYER	ERA	W-L	SV	IP	G	GS	CG	SHO	H	R	ER	BB	SO	2B	3B	HR	AB	B/Avg	WP	HP	IP	SHA	SFA
25	BENCHALI Sarah	2.90	1-0	0	9.2	3	1	0	0	12	7	4	3	1	0	1	0	39	.308	3	0	0	1	2
4	GARTNER Charline,	4.20	0-2	0	8.1	3	2	0	0	8	6	5	4	4	2	1	0	32	.250	1	0	3	1	0
Totals		2.72	1-2	0	18.0	3	3	0	0	20	13	7	7	5	2	2	0	71	.282	4	0	3	2	2
Opponents		1.47	2-1	1	19.0	3	3	1	0	17	13	4	8	16	1	0	0	74	.230	2	2	0	2	1

(All Games, Sorted by Fielding Pct)

#	PLAYER	C	PO	A	E	DP	FLD%	CSB	SBA	SBA%	CI	PB
20	PITCHER Carrie, Ju	13	12	1	0	0	1.000	0	0	0	0	0
14	LYARD Rosie	7	7	0	0	0	1.000	0	0	0	0	0
3	DERBAL Yasmine	5	4	1	0	0	1.000	1	2	.667	0	0
21	HUNTER Raina, Kari	5	4	1	0	0	1.000	0	0	0	0	0
12	TRIBOLET Eloise	5	5	0	0	0	1.000	0	0	0	0	0
25	BENCHALI Sarah	4	1	3	0	0	1.000	0	0	0	0	0
15	RIERA Camille, Emm	4	3	1	0	1	1.000	0	4	1.000	0	2
9	MARIE Manon, Georg	2	1	1	0	0	1.000	0	0	0	0	0
22	GLOVER Nathalie, J	9	7	1	1	1	.889	0	0	0	0	0
10	SELLAM Lena	6	4	1	1	0	.833	0	0	0	0	0
17	ROGRON Kimane, Jel	5	1	3	1	0	.800	0	0	0	0	0
1	PRADE Pauline, SUZ	9	5	1	3	0	.667	0	0	0	0	0
19	HAUDIQUER Ines, Es	1	0	0	1	0	.000	0	0	0	0	0
Totals		75	54	14	7	1	.907	1	6	.857	0	2
Opponents		99	57	29	13	0	.869	3	3	.500	0	0

TEAM'S STATS - ESTADÍSTICAS DE EQUIPO
(INCLUDING GAMES 1-16 - INCLUYENDO JUEGOS DEL 1 AL 16)



GREAT BRITAIN

GBR

Overall Statistics for Great Britain (as of Jul 27, 2019)
(All Games, Sorted by Batting Avg)

Record: Tournament: 4-1 / Opening Round: 3-0 / Super Round: 1-1

#	PLAYER	AVG	GP-GS	AB	R	H	2B	3B	HR	RBI	TB	SLG%	BB	HP	SO	GDP	OB%	SF	SH	SB-ATT
24	BLOWERS Emmilee Ro	.667	1-1	3	2	2	0	0	0	0	2	.667	0	0	0	0	.667	0	0	0-0
25	LEE Olivia Margare	.667	1-1	3	2	2	0	0	0	0	2	.667	0	0	0	0	.667	0	0	0-0
14	MYERS Nerissa Mana	.538	5-5	13	5	7	2	1	2	5	17	1.308	5	0	0	0	.667	0	0	1-1
13	SNOW Alana Colleen	.500	3-0	2	1	1	0	0	0	2	1	.500	0	0	0	0	.500	0	0	0-0
21	PETERSON Aubrey Pe	.429	5-5	14	5	6	0	0	0	2	6	.429	1	0	3	1	.438	1	1	0-1
7	BROWN Sydney Miche	.400	5-5	15	6	6	1	0	0	4	7	.467	3	1	3	0	.526	0	0	0-0
66	WIGINGTON Chloe	.357	5-5	14	2	5	1	1	0	1	8	.571	1	1	6	0	.438	0	0	0-0
6	WOLNY Alicja Jane	.333	5-5	9	2	3	0	0	0	5	3	.333	5	1	1	0	.500	3	0	0-0
10	EVANS Lauren Victo	.286	5-5	14	2	4	1	0	0	3	5	.357	2	0	5	0	.333	2	0	0-0
55	HUTCHISON Amie Mar	.273	5-5	11	3	3	1	0	0	4	4	.364	2	0	4	0	.385	0	0	0-0
1	MOORE Amy Elizabet	.231	4-4	13	0	3	1	0	0	2	4	.308	0	0	3	0	.231	0	1	0-0
20	BURGE Katie Ann	.200	5-4	5	2	1	0	0	0	0	1	.200	1	0	3	0	.333	0	1	1-1
22	CORRICK Georgina L	.143	5-4	7	1	1	0	0	0	0	1	.143	1	0	3	0	.250	0	0	0-0
Totals		.358		123	33	44	7	2	2	28	61	.496	21	3	31	1	.444	6	3	2-3
Opponents		.236		110	11	26	3	3	0	8	35	.318	8	2	14	1	.298	1	4	3-3

(All Games, Sorted by Earned Run Avg)

#	PLAYER	ERA	W-L	SV	IP	G	GS	CG	SHO	H	R	ER	BB	SO	2B	3B	HR	AB	B/Avg	WP	HP	IP	SHA	SFA
12	FLEMING Elizabeth	0.00	1-0	0	2.0	1	1	0	0	1	0	0	1	2	0	0	0	7	.143	0	0	0	0	0
64	EDWARDS Hannah Lil	0.00	1-0	0	3.0	1	0	0	0	2	1	0	0	2	1	0	0	12	.167	0	0	1	0	0
22	CORRICK Georgina L	2.00	2-1	0	21.0	4	3	3	0	18	9	6	7	9	2	3	0	79	.228	0	1	0	3	1
55	HUTCHISON Amie Mar	2.33	0-0	0	3.0	1	1	0	0	5	1	1	0	1	0	0	0	12	.417	0	1	0	1	0
Totals		1.69	4-1	0	29.0	5	5	3	0	26	11	7	8	14	3	3	0	110	.236	0	2	1	4	1
Opponents		7.25	1-4	0	28.0	5	5	1	1	44	33	29	21	31	7	2	2	123	.358	13	3	0	3	6

(All Games, Sorted by Fielding Pct)

#	PLAYER	C	PO	A	E	DP	FLD%	CSB	SBA	SBA%	CI	PB
6	WOLNY Alicja Jane	31	28	3	0	1	1.000	0	0	0	0	0
1	MOORE Amy Elizabet	11	9	2	0	0	1.000	0	3	1.000	0	2
22	CORRICK Georgina L	7	0	7	0	0	1.000	0	0	0	0	0
21	PETERSON Aubrey Pe	5	4	1	0	0	1.000	0	0	0	0	0
24	BLOWERS Emmilee Ro	4	4	0	0	0	1.000	0	0	0	0	0
55	HUTCHISON Amie Mar	1	1	0	0	0	1.000	0	0	0	0	0
12	FLEMING Elizabeth	1	1	0	0	0	1.000	0	0	0	0	0
14	MYERS Nerissa Mana	22	14	7	1	0	.955	0	0	0	0	0
10	EVANS Lauren Victo	19	6	12	1	1	.947	0	0	0	0	0
7	BROWN Sydney Miche	16	8	6	2	0	.875	0	0	0	0	0
66	WIGINGTON Chloe	7	6	0	1	0	.857	0	0	0	0	0
20	BURGE Katie Ann	7	6	0	1	0	.857	0	0	0	0	0
Totals		131	87	38	6	1	.954	0	3	1.000	0	2
Opponents		123	84	32	7	1	.943	1	2	.667	0	1

TEAM'S STATS - ESTADÍSTICAS DE EQUIPO
(INCLUDING GAMES 1-16 - INCLUYENDO JUEGOS DEL 1 AL 16)



ITALY

ITA

Overall Statistics for Italy (as of Jul 27, 2019)
(All Games, Sorted by Batting Avg)

Record: Tournament: 5-0 / Opening Round: 3-0 / Super Round: 2-0

#	PLAYER	AVG	GP-GS	AB	R	H	2B	3B	HR	RBI	TB	SLG%	BB	HP	SO	GDP	OB%	SF	SH	SB-ATT
4	MARRONE Fabrizia	.667	5-1	3	3	2	0	0	0	0	2	.667	0	0	0	0	.667	0	0	1-1
23	RICCHI Beatrice	.571	4-4	7	2	4	2	0	0	1	6	.857	1	0	1	0	.625	0	1	0-0
26	CAROSONE Emily Pat	.438	5-5	16	4	7	2	0	1	3	12	.750	1	0	1	0	.471	0	0	0-0
12	FAMA Amanda Lynn	.429	5-5	14	4	6	0	3	0	2	12	.857	2	1	2	0	.529	0	0	1-1
21	VIGNA Laura	.400	5-5	15	3	6	1	1	1	6	12	.800	0	0	2	0	.353	2	0	0-0
3	ROTONDO Alessandra	.400	3-1	5	3	2	0	0	0	2	2	.400	0	0	0	0	.400	0	0	1-1
19	GASPAROTTO Marta	.300	4-4	10	0	3	0	0	0	0	3	.300	1	1	0	0	.417	0	1	1-1
20	PIANCASTELLI Erika	.294	5-5	17	2	5	0	0	1	2	8	.471	0	0	0	0	.294	0	0	1-1
14	LONGHI Giulia	.250	5-5	12	2	3	1	0	1	4	7	.583	0	0	2	0	.250	0	1	0-0
25	BIROCCI Lisa Ann	.250	4-4	8	1	2	0	0	0	1	2	.250	2	0	3	0	.400	0	0	0-0
22	HOWARD Andrea	.154	5-5	13	1	2	1	0	0	0	3	.231	1	1	6	0	.267	0	0	0-0
7	CACCIAMANI Ilaria	.000	4-1	1	1	0	0	0	0	0	0	.000	0	0	1	0	.000	0	0	0-0
15	CECCHETTI Elisa	.000	3-1	3	0	0	0	0	0	0	0	.000	0	0	0	0	.000	0	1	0-0
Totals		.339		124	26	42	7	4	4	21	69	.556	8	3	18	0	.387	2	4	5-5
Opponents		.164		116	5	19	2	0	0	5	21	.181	3	1	51	0	.192	0	0	2-5

(All Games, Sorted by Earned Run Avg)

#	PLAYER	ERA	W-L	SV	IP	G	GS	CG	SHO	H	R	ER	BB	SO	2B	3B	HR	AB	B/Avg	WP	HP	IP	SHA	SFA
7	CACCIAMANI Ilaria	0.42	3-0	0	16.2	3	1	1	0	7	1	1	2	22	0	0	0	56	.125	0	1	0	0	0
18	CECCHETTI Greta	1.71	2-0	0	16.1	4	4	2	2	12	4	4	1	29	2	0	0	60	.200	0	0	0	0	0
Totals		1.06	5-0	0	33.0	5	5	3	2	19	5	5	3	51	2	0	0	116	.164	0	1	0	0	0
Opponents		4.10	0-5	0	29.0	5	5	3	0	42	26	17	8	18	7	4	4	124	.339	5	3	0	4	2

(All Games, Sorted by Fielding Pct)

#	PLAYER	C	PO	A	E	DP	FLD%	CSB	SBA	SBA%	CI	PB
19	GASPAROTTO Marta	42	37	5	0	1	1.000	2	2	.500	0	0
22	HOWARD Andrea	33	32	1	0	1	1.000	0	0	0	0	0
12	FAMA Amanda Lynn	14	8	6	0	1	1.000	0	0	0	0	0
14	LONGHI Giulia	13	3	10	0	0	1.000	0	0	0	0	0
20	PIANCASTELLI Erika	9	8	1	0	0	1.000	0	0	0	0	0
15	CECCHETTI Elisa	7	4	3	0	0	1.000	1	0	.000	0	0
26	CAROSONE Emily Pat	5	1	4	0	0	1.000	0	0	0	0	0
3	ROTONDO Alessandra	4	0	4	0	0	1.000	0	0	0	0	0
21	VIGNA Laura	3	3	0	0	0	1.000	0	0	0	0	0
23	RICCHI Beatrice	2	2	0	0	0	1.000	0	0	0	0	0
18	CECCHETTI Greta	2	0	2	0	0	1.000	0	0	0	0	0
4	MARRONE Fabrizia	1	1	0	0	0	1.000	0	0	0	0	0
7	CACCIAMANI Ilaria	2	0	1	1	0	.500	0	0	0	0	0
Totals		137	99	37	1	1	.993	3	2	.400	0	0
Opponents		122	87	26	9	0	.926	0	5	1.000	0	1

TEAM'S STATS - ESTADÍSTICAS DE EQUIPO
(INCLUDING GAMES 1-16 - INCLUYENDO JUEGOS DEL 1 AL 16)



NETHERLANDS

NED

Overall Statistics for Netherlands (as of Jul 27, 2019)
(All Games, Sorted by Batting Avg)

Record: Tournament: 3-2 / Opening Round: 2-1 / Super Round: 1-1

#	PLAYER	AVG	GP-GS	AB	R	H	2B	3B	HR	RBI	TB	SLG%	BB	HP	SO	GDP	OB%	SF	SH	SB-ATT
18	VONK Britt Agatha	.700	5-5	10	6	7	1	0	0	2	8	.800	6	0	1	0	.813	0	0	4-5
15	OOSTING E/V TEN TH	.500	4-4	12	2	6	0	0	0	4	6	.500	0	0	2	0	.462	1	0	3-3
5	VAN DALEN Maxime	.429	5-5	14	3	6	1	0	0	5	7	.500	2	0	2	0	.471	1	0	0-0
23	VERSLUIS Chantal	.333	5-5	12	2	4	0	1	0	4	6	.500	0	1	1	0	.385	0	0	0-0
16	CHARLES Damishah M	.333	5-1	9	5	3	1	0	0	1	4	.444	0	0	0	0	.333	0	0	2-2
6	TUK Karin	.333	2-1	3	0	1	0	0	0	0	1	.333	1	0	1	0	.500	0	0	0-0
9	VAN AALST Jessie J	.300	4-4	10	4	3	1	1	0	3	6	.600	1	0	1	0	.364	0	0	1-1
17	ANNEVELD Virginie	.294	5-5	17	3	5	2	0	0	4	7	.412	0	0	3	1	.294	0	0	0-0
20	LIGTVOET Wies	.231	5-5	13	2	3	2	0	0	2	5	.385	0	1	2	0	.286	0	0	1-1
11	VAN GURP Soclaina	.222	5-5	9	2	2	0	0	0	1	2	.222	2	0	1	0	.333	1	0	1-1
19	VOORTMAN Eva Maria	.167	4-4	6	1	1	0	0	0	1	1	.167	3	0	4	0	.400	1	0	1-1
14	DE WEERT Ginger Ro	.000	3-1	1	0	0	0	0	0	0	0	.000	1	0	1	0	.500	0	0	0-0
25	VAN DER ZANDEN Cin	.000	4-1	3	1	0	0	0	0	0	0	.000	1	0	1	0	.250	0	0	0-1
Totals		.345		119	31	41	8	2	0	27	53	.445	17	2	20	1	.423	4	0	13-15
Opponents		.221		104	13	23	2	2	3	11	38	.365	5	4	26	1	.276	3	2	1-1

(All Games, Sorted by Earned Run Avg)

#	PLAYER	ERA	W-L	SV	IP	G	GS	CG	SHO	H	R	ER	BB	SO	2B	3B	HR	AB	B/Avg	WP	HP	IP	SHA	SFA
10	ANDRINGA Ilona	0.00	1-0	0	6.0	3	2	1	0	1	1	0	0	7	0	0	0	20	.050	0	0	0	0	0
19	VOORTMAN Eva Maria	0.95	0-1	0	7.1	3	0	0	0	8	3	1	0	6	2	0	0	29	.276	1	2	0	2	2
14	DE WEERT Ginger Ro	1.83	2-1	0	7.2	3	1	0	0	8	6	2	1	7	0	0	3	32	.250	0	1	0	0	0
31	SOUMERU Rebecca	2.33	0-0	0	6.0	4	2	0	0	6	3	2	4	6	0	2	0	23	.261	0	1	0	0	1
Totals		1.30	3-2	0	27.0	5	5	1	0	23	13	5	5	26	2	2	3	104	.221	1	4	0	2	3
Opponents		4.93	2-3	0	27.0	5	5	1	0	41	31	19	17	20	8	2	0	119	.345	4	2	1	0	4

(All Games, Sorted by Fielding Pct)

#	PLAYER	C	PO	A	E	DP	FLD%	CSB	SBA	SBA%	CI	PB
15	OOSTING E/V TEN TH	26	24	2	0	0	1.000	0	1	1.000	0	0
5	VAN DALEN Maxime	22	21	1	0	0	1.000	0	0	0	0	0
19	VOORTMAN Eva Maria	6	1	5	0	0	1.000	0	0	0	0	0
16	CHARLES Damishah M	6	4	2	0	0	1.000	0	0	0	0	0
14	DE WEERT Ginger Ro	4	1	3	0	0	1.000	0	0	0	0	0
6	TUK Karin	4	4	0	0	0	1.000	0	0	0	0	0
20	LIGTVOET Wies	4	4	0	0	0	1.000	0	0	0	0	0
9	VAN AALST Jessie J	2	1	1	0	0	1.000	0	0	0	0	0
25	VAN DER ZANDEN Cin	2	2	0	0	0	1.000	0	0	0	0	0
17	ANNEVELD Virginie	12	5	6	1	0	.917	0	0	0	0	0
23	VERSLUIS Chantal	6	5	0	1	0	.833	0	0	0	0	0
11	VAN GURP Soclaina	10	6	2	2	1	.800	0	0	0	0	0
18	VONK Britt Agatha	9	3	3	3	1	.667	0	0	0	0	0
31	SOUMERU Rebecca	1	0	0	1	0	.000	0	0	0	0	0
10	ANDRINGA Ilona	1	0	0	1	0	.000	0	0	0	0	0
Totals		115	81	25	9	1	.922	0	1	1.000	0	0
Opponents		116	81	27	8	2	.931	2	13	.867	0	1

TEAM'S STATS - ESTADÍSTICAS DE EQUIPO
(INCLUDING GAMES 1-12 - INCLUYENDO JUEGOS DEL 1 AL 12)



SOUTH AFRICA

RSA

Overall Statistics for South Africa (as of Jul 25, 2019)
(All Games, Sorted by Batting Avg)

Record: Tournament: 0-3 / Opening Round: 0-3 / : -

#	PLAYER	AVG	GP-GS	AB	R	H	2B	3B	HR	RBI	TB	SLG%	BB	HP	SO	GDP	OB%	SF	SH	SB-ATT
66	HERMAN Elri	.250	3-3	4	0	1	0	0	0	0	1	.250	1	0	1	0	.400	0	0	0-0
13	MALEBANA Thandi Ma	.200	3-3	5	0	1	0	0	0	0	1	.200	0	0	1	0	.200	0	0	0-0
26	BISSCHOFF Elizabet	.143	3-3	7	0	1	1	0	0	0	2	.286	0	0	1	0	.143	0	0	0-0
5	BESTER Wilmadi	.143	3-3	7	1	1	1	0	0	0	2	.286	0	0	1	0	.143	0	0	0-0
12	ERASUMUS Lisa Kim	.000	2-2	4	0	0	0	0	0	0	0	.000	0	0	1	0	.000	0	0	0-0
63	MOLOMO Makgorane C	.000	3-2	4	0	0	0	0	0	0	0	.000	0	0	1	0	.000	0	0	0-0
18	GROBLER Nicolene	.000	2-2	3	0	0	0	0	0	0	0	.000	0	0	2	0	.000	0	0	0-0
10	MABUZA Nomza	.000	1-1	1	0	0	0	0	0	0	0	.000	0	0	1	0	.000	0	0	0-0
22	LARNEY Ammaarah	.000	3-3	5	0	0	0	0	0	0	0	.000	1	0	1	0	.167	0	0	0-0
15	KALPENS Cassandra	.000	1-1	1	0	0	0	0	0	0	0	.000	0	0	0	0	.000	0	0	0-0
4	VAN DER MERWE Mari	.000	3-1	2	0	0	0	0	0	0	0	.000	0	0	1	0	.000	0	0	0-0
81	BOOYENS Amanda	.000	3-3	2	0	0	0	0	0	0	0	.000	0	0	1	0	.000	0	0	0-0
3	DE BEER Nushka	.000	4-1	2	0	0	0	0	0	0	0	.000	0	0	0	0	.000	0	0	0-0
Totals		.85		47	1	4	2	0	0	0	6	.128	2	0	12	0	.122	0	0	0-0
Opponents		.507		67	31	34	10	1	0	27	46	.687	12	1	3	0	.566	3	1	7-7

(All Games, Sorted by Earned Run Avg)

#	PLAYER	ERA	W-L	SV	IP	G	GS	CG	SHO	H	R	ER	BB	SO	2B	3B	HR	AB	B/Avg	WP	HP	IP	SHA	SFA
3	DE BEER Nushka	7.00	0-1	0	6.0	2	1	0	0	12	8	6	3	1	7	0	0	30	.400	0	0	2	1	0
70	RHODA Grivonne	12.25	0-1	0	4.0	2	1	0	0	6	8	7	4	1	0	0	0	16	.375	1	0	0	0	1
4	VAN DER MERWE Mari	24.50	0-0	0	2.0	1	0	0	0	8	7	7	5	1	2	0	0	13	.615	5	1	0	0	1
1	FORTUNE Chesterney	168.00	0-1	0	0.1	1	1	0	0	8	8	8	0	0	1	1	0	8	.1000	2	0	0	0	1
Totals		15.89	0-3	0	12.1	3	3	0	0	34	31	28	12	3	10	1	0	67	.507	8	1	2	1	3
Opponents		0.00	3-0	0	14.0	3	3	2	1	4	1	0	2	12	2	0	0	47	.085	0	0	0	0	0

(All Games, Sorted by Fielding Pct)

#	PLAYER	C	PO	A	E	DP	FLD%	CSB	SBA	SBA%	CI	PB
5	BESTER Wilmadi	7	7	0	0	0	1.000	0	0	0	0	0
22	LARNEY Ammaarah	6	5	1	0	0	1.000	0	0	0	0	0
66	HERMAN Elri	5	0	5	0	0	1.000	0	0	0	0	0
63	MOLOMO Makgorane C	4	4	0	0	0	1.000	0	0	0	0	0
26	BISSCHOFF Elizabet	4	3	1	0	0	1.000	0	0	0	0	0
3	DE BEER Nushka	4	1	3	0	0	1.000	0	0	0	0	0
18	GROBLER Nicolene	3	3	0	0	0	1.000	0	5	1.000	0	0
12	ERASUMUS Lisa Kim	2	1	1	0	0	1.000	0	0	0	0	0
10	MABUZA Nomza	2	1	1	0	0	1.000	0	2	1.000	0	1
70	RHODA Grivonne	2	1	1	0	0	1.000	0	0	0	0	0
4	VAN DER MERWE Mari	1	0	1	0	0	1.000	0	0	0	0	0
13	MALEBANA Thandi Ma	13	11	1	1	0	.923	0	0	0	0	0
Totals		53	37	15	1	0	.981	0	7	1.000	0	1
Opponents		52	42	9	1	0	.981	0	0	0	0	0

TEAM'S STATS - ESTADÍSTICAS DE EQUIPO
(INCLUDING GAMES 1-12 - INCLUYENDO JUEGOS DEL 1 AL 12)



SPAIN

ESP

Overall Statistics for Spain (as of Jul 25, 2019)
(All Games, Sorted by Batting Avg)

Record: Tournament: 1-2 / Opening Round: 1-2 / : -

#	PLAYER	AVG	GP-GS	AB	R	H	2B	3B	HR	RBI	TB	SLG%	BB	HP	SO	GDP	OB%	SF	SH	SB-ATT
21	MONCHO VARELA Raqu	.429	3-3	7	1	3	2	0	0	4	5	.714	0	0	0	0	.375	1	0	0-0
15	MODREGO LOPEZ Uxua	.333	3-3	9	2	3	0	0	2	3	3	.333	0	2	0	0	.333	0	0	2-2
17	BLESA Meritxell	.333	3-3	6	1	2	0	0	0	0	2	.333	0	2	0	0	.500	0	1	0-0
4	SEGURA GIMENEZ Car	.286	3-3	7	2	2	0	0	0	2	2	.286	2	0	0	0	.444	0	0	0-0
7	MORBELLI PEREYRA P	.200	2-2	5	0	1	0	0	0	0	1	.200	0	1	0	0	.200	0	0	1-1
12	ALVAREZ URQUIZU Es	.167	3-3	6	0	1	0	0	0	0	1	.167	2	0	0	0	.375	0	0	0-0
13	CAICOYA RODRIGUEZ	.143	3-3	7	0	1	1	0	0	1	2	.286	0	0	2	0	.143	0	0	0-0
1	GARCIA CABEDO Cand	.111	3-3	9	1	1	0	0	0	1	1	.111	0	0	2	0	.111	0	0	1-1
22	PAREJO ALONSO Beat	.000	2-1	3	0	0	0	0	0	0	0	.000	0	1	0	0	.000	0	0	0-0
2	CARRERA CARCIA Reb	.000	2-2	5	0	0	0	0	0	0	0	.000	0	0	0	0	.000	0	1	0-0
18	SOBRINO MEGIAS Ann	.000	2-2	1	0	0	0	0	0	0	0	.000	0	1	0	0	.000	0	0	0-0
20	JONAS LLAURADO Ros	.000	1-0	1	0	0	0	0	0	0	0	.000	0	1	0	0	.000	0	0	0-0
Totals		.212		66	7	14	3	0	0	7	17	.258	4	2	10	0	.274	1	2	4-4
Opponents		.314		70	16	22	4	2	2	15	36	.514	11	2	8	0	.398	5	1	6-6

(All Games, Sorted by Earned Run Avg)

#	PLAYER	ERA	W-L	SV	IP	G	GS	CG	SHO	H	R	ER	BB	SO	2B	3B	HR	AB	B/Avg	WP	HP	IP	SHA	SFA
16	BARANDIARAN GARCIA	3.09	1-1	0	11.1	3	2	1	1	11	8	5	4	6	2	0	1	43	.256	1	1	1	0	3
11	ALONSO GALLARDO Be	4.20	0-0	0	1.2	2	0	0	0	3	1	1	1	1	1	0	0	7	.429	1	0	0	0	1
22	PAREJO ALONSO Beat	10.50	0-1	0	4.2	2	1	0	0	8	7	7	6	1	1	2	1	20	.400	1	1	0	1	1
Totals		5.15	1-2	0	17.2	3	3	1	1	22	16	13	11	8	4	2	2	70	.314	3	2	1	1	5
Opponents		1.56	2-1	0	18.0	3	3	0	0	14	7	4	4	10	3	0	0	66	.212	1	2	3	2	1

(All Games, Sorted by Fielding Pct)

#	PLAYER	C	PO	A	E	DP	FLD%	CSB	SBA	SBA%	CI	PB
12	ALVAREZ URQUIZU Es	11	10	1	0	0	1.000	0	0	0	0	0
2	CARRERA CARCIA Reb	8	8	0	0	0	1.000	0	0	0	0	1
17	BLESA Meritxell	8	7	1	0	0	1.000	0	0	0	0	0
13	CAICOYA RODRIGUEZ	8	8	0	0	0	1.000	0	0	0	0	0
15	MODREGO LOPEZ Uxua	8	8	0	0	0	1.000	0	0	0	0	0
21	MONCHO VARELA Raqu	6	2	4	0	0	1.000	0	0	0	0	0
16	BARANDIARAN GARCIA	4	1	3	0	0	1.000	0	0	0	0	0
22	PAREJO ALONSO Beat	4	2	2	0	0	1.000	0	0	0	0	0
1	GARCIA CABEDO Cand	1	1	0	0	0	1.000	0	0	0	0	0
7	MORBELLI PEREYRA P	1	1	0	0	0	1.000	0	0	0	0	0
4	SEGURA GIMENEZ Car	8	3	4	1	0	.875	0	0	0	0	0
18	SOBRINO MEGIAS Ann	3	2	0	1	0	.667	0	6	1.000	0	0
Totals		70	53	15	2	0	.971	0	6	1.000	0	1
Opponents		76	54	20	2	0	.974	0	4	1.000	0	1

ABBREVIATIONS – ABREVIATURAS (IN ALPHABETICAL ORDER – EN ORDEN ALFABÉTICO)

HITTING – OFENSIVA			PITCHING – PITCHEO		
2B	Doubles	Dobles	2B	Doubles allowed	Dobles permitidos
3B	Triples	Triples	3B	Triples allowed	Triples permitidos
AB	At bats	Veces al bate	AB	At bats	Veces al bate
AVG	Batting average	Average de bateo	B/Avg	Opponent batting average	Average de bateo de los oponentes
BB	Base on balls	Base por bolas	BK	Balk	Balk
GDP	Grounded into double plays	Batazo para Doble Play	BB	Base on balls allowed	Bases por bolas concedidas
G	Games played	Juegos jugados	CG	Complete games	Juegos completo
H	Hits	Hits conectados	ER	Earned runs allowed	Carreras limpias permitidas
HP	Hit by pitch	Golpeado por el lanzador	ERA	Earned run average	Promedio de efectividad
HR	Homeruns	Cuadrangulares	IBB	Intentional base on balls allowed	Bases por bolas intencionales
IBB	Intentional base on balls	Base por bolas intencional	GP	Games pitched	Juegos lanzados
OB%	On base percentage	Promedio de embasado	GS	Games started	Juegos Iniciados
R	Runs scored	Carreras anotadas	H	Hits allowed	Hits permitidos
RBI	Runs batted in	Carreras impulsadas	HP	Hit by pitch	Golpeados por el lanzamiento
SB / ATT	Stolen bases / SB attempts	Bases Robadas / Intentos de robo	HR	Home runs allowed	Cuadrangulares permitidos
SF	Sacrifice flies	Sacrificio Fly	IP	Innings played	Entradas lanzadas
SH	Sacrifice hits	Toque de sacrificio	R	Runs allowed	Carreras permitidas
SLG%	Slugging percentage	Average de slugging	SO	Strikeouts	Ponches propinados
SO	Strikeouts	Ponches	SFA	Sacrifice flies allowed	Sacrificios fly permitidos
TB	Total bases	Total de bases alcanzadas por hit	SHA	Sacrifice hits allowed	Toques de sacrificio permitidos
			SHO	Shutouts / Combination shutouts	Blanqueos / Blanqueos combinados
			SV	Saves	Juegos salvados
			W-L	Wins/Losses	Juegos ganados/Perdidos
			WP	Wild pitches	Wild pitches

FIELDING – DEFENSA		
A	Assists	Asistencias
C	Chances	Total de lances
CI	Catcher's interference	Interferencia del receptor
CSB	Caught stealing (by pitcher and catcher)	Atrapado robando (del lanzador y del receptor)
DP	Double plays participated in	Participaciones en doble play
E	Errors	Errores
FLD%	Fielding percentage	Promedio de defensa
PB	Passed balls (catcher)	Passed ball (receptor)
PO	Putouts	Outs (Eliminaciones)
SBA	Stolen bases allowed (pitcher and catcher)	Robos permitidos (lanzador y receptor)
SBA%	Stolen bases against percentage (pitcher and catcher)	Promedio de robos permitidos (lanzador y receptor)