




WBSC

2-17 NOVEMBER 2019



8th NOVEMBER/NOVIEMBRE 2019

DAILY REPORT 08

SUPER ROUND – SUPER RONDA (JAPAN)

 MEXICO (A1)

 JAPAN (B1)

 KOREA (C1)

 USA (A2)





 CHINESE TAIPEI (B2)

 AUSTRALIA (C2)

OPENING ROUND – RONDA DE APERTURA

STANDINGS – POSICIÓN DE EQUIPOS





GROUP A – GRUPO A (MEXICO)

RK	TEAM – EQUIPO	GP	W	L	AVG	GB
1	 MEXICO	3	3	0	1.000	-
2	 USA	3	2	1	.667	1.0
3	 DOMINICAN REPUBLIC	3	1	2	.333	2.0
4	 NETHERLANDS	3	0	3	.000	3.0

GROUP B – GRUPO B (CHINESE TAIPEI)

RK	TEAM – EQUIPO	GP	W	L	AVG	GB
1	 JAPAN	3	3	0	1.000	-
2	 CHINESE TAIPEI	3	2	1	.667	1.0
3	 VENEZUELA	3	1	2	.333	2.0
4	 PUERTO RICO	3	0	3	.000	3.0

GROUP C – GRUPO C (KOREA)

RK	TEAM – EQUIPO	GP	W	L	AVG	GB
1	 KOREA	3	3	0	1.000	-
2	 AUSTRALIA	3	1	2	.333	2.0
3	 CANADA	3	1	2	.333	2.0
4	 CUBA	3	1	2	.333	2.0

OFFICIALS – OFICIALES (MEXICO)

TECHNICAL COMMISSION – COMISIÓN TÉCNICA

Technical Director - Director Técnico:  **George SANTIAGO (PUR)**

 Roderick BALK (NED)

 Edgar ESTIVISON (PAN)


 Angelo FANARA (ITA)


 Shari REINIGER (CAN)

UMPIRES – ÁRBITROS

Umpire Director - Director de Árbitros:  **Gustavo RODRIGUEZ (USA)**

Assistant Umpire Director - Asistente al Director de Árbitros:  **Jorge BAUZA (USA)**

 Hsu-Kuang CHU (TPE)

 Ki Joong LEE (KOR)

 Jeff MACIAS (USA)

 Ruben RAMOS (PUR)

 Aaron ROBERTS (CAN)

 Mikol TIBAJIDO (COL)

 Tomo YAMAGUCHI (JPN)

 Takanori YAMAMOTO (JPN)

OFFICIAL SCORERS – ANOTADORES OFICIALES

Scorers Director - Director de Anotadores:  **Oscar Izaguirre (VEN)**

 Gabriel ALMARAZ (MEX)

 William COGOLLO (COL)

 Juan CUBILLO (NCA)

 Andrés DE LEON (PAN)

OFFICIALS – OFICIALES (CHINESE TAIPEI)

TECHNICAL COMMISSION – COMISIÓN TÉCNICA

Technical Director - Director Técnico:  **Peter CALIENDO (USA)**

 **Angel BONILLA (USA)**

 **Morgan DE PEÑA (CAN)**

 **Pedro MEDINA (CUB)**

 **Andrew TODD (AUS)**

UMPIRES – ÁRBITROS

Umpire Director - Director de Árbitros:  **Gustavo RODRIGUEZ (USA)**

Assistant Umpire Director - Asistente al Director de Árbitros:  **Takeshi HIRABAYASHI (JPN)**

 **Jeff GOSNEY (USA)**

 **Ray GREGSON (USA)**

 **Andrew HIGGINS (CAN)**

 **Chih-Liang HUNG (TPE)**

 **Alan IZAGUIRRE (MEX)**

 **Jorge NIEBLA (CUB)**

 **Hi Young PARK (KOR)**

 **Naoto SHIKITA (JPN)**

 **Trent THOMAS (AUS)**

 **Michael ULLOA (ESP)**

 **Stenar VAN GRONINGEN (NED)**

 **Guang-Hao XU (TPE)**

OFFICIAL SCORERS – ANOTADORES OFICIALES

Scorers Director - Director de Anotadores:  **Anna Maria PAINI (ITA)**

Assistant Scorer Director - Asistente al Director de Anotadores:  **Pablo CARPIO (ESP)**

 **Sin Yee CHAN (HKG)**

 **Yu-Wei HORNG (TPE)**

 **Fuka NAKAMURA (JPN)**

 **Susana SANTOS (ESP)**

 **Takuya SUMI (JPN)**

 **Yu Chun WEN (TPE)**

OFFICIALS – OFICIALES (KOREA)

TECHNICAL COMMISSION – COMISIÓN TÉCNICA

Technical Director – Director Técnico:  **Giuseppe GUILIZZONI (ITA)**

 Koji ASO (JPN)

 Enrique BURGOS (PAN)

 Narelle GOSSTRAY (AUS)

 Frank MARCOS (USA)

UMPIRES – ÁRBITROS

Umpire Director - Director de Árbitros:  **Gustavo RODRIGUEZ (USA)**

Assistant Umpire Director - Asistente al Director de Árbitros:  **Larry YOUNG (USA)**


 Jose DEL PUERTO (MEX)

 Tomoya ISHIYAMA (JPN)

 Jairo MENDOZA (NCA)

 Domingo POLANCO (DOM)

 Saiya SILVA (VEN)

 Alessandro SPERA (ITA)

 Fumihiro YOSHIMOTO (JPN)

 Hua-Wen CHI (TPE)

OFFICIAL SCORERS – ANOTADORES OFICIALES

Scorers Director – Director de Anotadores:  **Anna Maria PAINI (ITA)**

Assistant Scorer Director – Asistente al Director de Anotadores:  **Fabio ZACCARIA (ITA)**

 Jennie MOLONEY (AUS)

 Jungsub SHIN (KOR)

 Xiaojun SUN (CHN)

 Pak Wah WONG (HKG)

ROSTER



AUSTRALIA

AUS

#	LAST NAME	FIRST NAME	POS	DOB	B	T	WT	HT
02	WHITEFIELD	Aaron James	OF	02-09-1996	R	R	90	194
04	WADE	Logan Gregory	SS	13-11-1991	S	R	86	185
06	GLENDINNING	Robert David	SS	06-10-1995	R	R	90	189
07	GEORGE	Darryl Roy	IF	14-03-1993	R	R	90	191
08	D'ANTONIO	Trent Mitchell	UTL	14-08-1985	L	R	85	175
09	PERKINS	Robert Ryan	C	29-05-1994	R	R	90	191
11	DE SAN MIGUEL	Allan Murray	C	01-02-1988	R	R	96	175
13	TOLS	Joshua Peter	P	06-10-1989	L	L	75	170
16	HUGHES	Luke Trevor	UTL	02-08-1984	R	R	95	187
17	CAMPBELL	Andrew Thomas	OF	18-02-1992	L	R	90	183
21	VAN STEENSEL	Todd Bertram	P	14-01-1991	R	R	90	189
22	DUTTON	Wade Anthony	UTL	23-09-1986	R	R	77	188
23	KENNELLY	Timothy James	OF	05-12-1986	R	R	85	186
24	BATTAGLIA	Ryan John	C	29-06-1992	R	R	93	185
25	KENT	Steven John	P	08-05-1989	L	L	95	187
26	WILKINS	Luke James	P	27-12-1989	R	R	80	185
27	GUYER	Joshua Alexander	P	27-05-1994	R	R	95	186
28	RUZIC	Dushan	P	05-01-1982	R	R	110	195
29	KANDILAS	David Nicholas Joseph	OF	14-09-1990	R	R	96	186
34	STREET	Samuel James	P	18-03-1992	R	R	96	188
37	ATHERTON	Timothy Ian	P	07-11-1989	R	R	95	195
39	NILSSON	Mitchell Caine	UTL	24-05-1991	S	R	92	182
40	HOLLAND	Samuel Joseph	P	20-02-1994	R	R	90	196
43	SUTHERLAND	David Andrew	1B	02-05-1985	L	L	108	200
44	SEARLE	Ryan Gregory	P	22-06-1989	R	R	97	183
47	MOYLAN	Peter Michael	P	02-12-1978	R	R	96	194
55	KENNEDY	Jon Robert Dale	P	20-09-1994	L	L	95	200
64	SCHMIDT	Daniel John	P	27-04-1988	L	L	73	187

14	NILSSON	David Wayne	Manager/Head Coach
33	BENNETT	James Alan	Pitching Coach
12	WATSON	Shayne Colin	Coach
18	COLLINS	Michael John Donald	Coach
19	GRAHAM	Andrew Ewan	Coach
35	OXSPRING	Chris Andrew	Coach
41	TEICHMANN	Russell Craig	Coach

ROSTER



CANADA

CAN

#	LAST NAME	FIRST NAME	POS	DOB	B	T	WT	HT
11	MALO	Jonathan	IF	29-09-1983	R	R	81	188
14	WOOD	Eric Elliott Wilson	3B	22-11-1992	R	R	96	185
15	YERZY	Andrew Jacob	C	05-07-1998	L	R	97	190
16	MCAFFER	William Hamilton	P	30-05-1997	R	R	92	188
17	RENAUD AUMONT	Phillippe	P	07-01-1989	L	R	108	201
18	DARVILL	Wesley William	IF	10-09-1991	L	R	86	188
19	PROCOPIO	Daniel Kazumi Rico	P	18-09-1995	R	R	86	183
21	SAUNDERS	Michael Edward Brett	OF	19-11-1986	L	R	102	193
22	DEGLAN	Kellin Lee	C	03-05-1992	L	R	99	188
23	TOSONI	Rene Micheal	OF	02-07-1986	L	R	88	193
24	MARKLUND	Brandon Gene	P	10-06-1996	R	R	83	188
25	POMPEY	Dalton Kenrick	OF	11-12-1992	S	R	90	188
26	POMPEY	Tristan Gabriel	OF	23-03-1997	S	R	90	193
27	RAKKAR	Jasvir Singh	P	27-04-1991	R	R	90	188
28	PANAS	Connor Andrew	OF	11-02-1993	L	R	98	193
30	ZASTRYZNY	Robert John	P	26-03-1992	R	L	92	190
31	HOULE	Dustin Roger	C	09-11-1993	R	R	92	185
32	RUTCKYJ	Evan	P	31-01-1992	R	L	102	196
35	MOLLEKEN	Dustin	P	21-08-1984	L	R	110	195
37	LENNERTON	Jordan Michael	1B	16-02-1986	L	L	104	188
38	LEBLANC	Charles	IF	03-06-1996	R	R	88	190
44	MORGAN	Gareth	OF	12-04-1996	R	R	120	193
45	ORIMOLOYE	Oluwademilade	OF	06-01-1997	R	R	102	193
47	MATHIESON	Scott William	P	27-02-1984	R	R	104	190
48	RICHMOND	Scott Daniel	P	30-08-1979	R	R	99	196
49	RHEAULT	Dylan Anthony	P	21-03-1992	R	R	111	206
52	LEROUX	Christopher Adam	P	14-04-1984	L	R	102	198
55	DYKXHOORN	Brock David	P	02-07-1994	R	R	113	203

12	WHITT	Leo Ernest	Manager/Head Coach
36	BOUCHER	Denis	Pitching Coach
7	HAMILTON	Gregory	Coach
33	WALKER	Larry Kenneth Robert	Coach
34	LEIPER	Tim Joseph	Coach

ROSTER



CUBA

CUB

#	LAST NAME	FIRST NAME	POS	DOB	B	T	WT	HT
01	SANTOS MARTINEZ	Roel	OF	15-09-1987	L	L	78	172
04	AYALA GARCIA	Alexander	UTL	31-12-1981	R	R	96	188
06	PRIETO ECHEVARRIA	Cesar	IF	10-05-1999	L	R	77	178
07	GUIBERT STIVEN	Yoelkis	OF	29-08-1994	L	L	79	180
08	GONZALEZ ISIDORIA	Raul	UTL	22-07-1987	R	R	88	187
11	ALARCON TARDIO	Yosvany	C	15-10-1984	R	R	100	180
12	ARRUEBARRUENA ESCALANTE	Barbaro Erisbel	SS	25-03-1990	R	R	97	182
13	QUESADA PEDROSO	Pavel Rafael	3B	23-04-1988	R	R	105	183
14	MADAN MONTEJO	Frank Edelmiro	P	28-08-1991	R	R	95	178
15	ALVAREZ SAEZ	Freddy Asiel	P	29-04-1989	R	R	99	181
17	RODRIGUEZ LEON	Yudiel	P	12-12-1983	L	L	84	171
24	CEPEDA CRUZ	Frederich	OF	08-04-1980	S	R	112	176
28	SAAVEDRA VALDES	Willian	1B	23-10-1981	R	R	100	183
29	RODRIGUEZ YORDY	Yariel Humberto	P	10-03-1997	R	R	75	184
30	COUSIN LA ROSA	Yosimar Isaac	P	18-02-1998	R	R	83	190
31	IBARRA ARAQUE	Yunior	C	13-04-1995	R	R	91	181
34	GARCIA ESCALANTE	Vladimir	P	24-05-1988	R	R	115	189
40	MARTINEZ MARRERO	Ariel	C	28-05-1996	R	R	95	193
47	GRACIAL GARCIA	Yurisbel	3B, LF	14-10-1985	R	R	92	195
54	DESPAIGNE RODRIGUEZ	Alfredo	OF	17-06-1986	R	R	105	173
58	YERA MONTALVO	Yoennis	P	18-10-1989	L	L	93	171
59	BAÑOS CHACON	Bladimir	P	17-01-1983	R	R	88	183
79	BLANCO MATOS	Lazaro Esteban	P	23-02-1986	R	R	91	193
83	VIERA ALVAREZ	Carlos Juan	P	06-12-1988	R	R	105	187
88	SAMON MATAMORO	Yordanis	1B	19-10-1981	R	R	100	187
89	MOINELO PITA	Livan	P	08-12-1995	R	L	64	178
92	MARTINEZ PEREZ	Raidel	P	11-10-1996	R	R	83	191
93	RODRIGUEZ VALDES	Andy Amaury	P	08-12-1998	R	R	74	184
45	BORROTO GONZALEZ	Miguel Felipe						Manager/Head Coach
10	LINARES IZQUIERDO	Omar						1B Coach
82	HERNANDEZ LEZCANO	Jose Eumelio						3B Coach
22	ELOSEGUI SANCHEZ	Jose Eugenio						Pitching Coach
99	LAZO IGLESIAS	Pedro Luis						Pitching Coach
95	EIZMENDIZ DOMINGUEZ	Ricardo Elain						Bench Coach

ROSTER



DOMINICAN REPUBLIC

DOM

#	LAST NAME	FIRST NAME	POS	DOB	B	T	WT	HT
01	CELESTINO TIBURCIO	Gilberto	OF	1999-02-13	R	L	86	198
02	LOPEZ BELLO	Otto Ariel	SS	1998-10-01	R	R	87	198
04	PERDOMO FONNIEUR	Geraldo Rafael	SS	1999-10-22	L	R	86	201
07	GUZMAN PERALTA	Jonathan	SS	1999-08-17	R	R	80	199
08	VALERIO AYALA	Charlie Samuel	C	1990-11-07	S	R	100	198
13	GUZMAN MINYETTY	Jeison	SS	1998-10-08	L	R	88	199
16	SANO	Carlos	P	1993-02-24	R	R	96	206
17	HENRY	Henry Montas	P	1998-12-17	R	R	103	205
20	SIRI TEJADA	Dalbert Tobias	P	1995-07-19	R	R	99	202
21	MARTE JIMENEZ	Alfredo	LF	1989-03-31	R	R	99	180
22	HERNANDEZ PAULINO	Ariel Andrikson	P	1992-03-02	R	R	109	205
25	MONTERO GUZMAN	Elehuris	3B	1998-08-17	R	R	102	203
27	VALDEZ MONTILLA	Bryan	P	1994-11-27	L	L	87	202
30	FELIZ SANCHEZ	Neftali Antonio	P	1988-05-02	R	R	100	211
32	MENA MENDOZA	Jose Alfredo	C	1996-12-22	R	R	100	199
34	PEGUERO D OLEO	Carlos Angel	OF	1987-02-22	L	L	120	205
35	GONZALEZ ROSARIO	Kelvin Joel	P	1997-12-24	R	R	89	198
37	SANCHEZ VALERA	Cristopher Alexis	P	1996-12-12	L	L	82	201
45	ROMERO HERNANDEZ	Enny Manuel	P	1991-01-24	R	L	115	195
46	PIMENTEL ESPINAL	Carlos	P	1989-12-01	R	R	95	196
51	PEREZ PINALES	Luis Manuel	P	1995-05-03	R	R	79	183
52	ADAMES CASTILLO	Samuel Alcides	P	1994-09-27	R	R	96	103
53	ESPINAL MARTINEZ	Edwin Manuel	1B	1994-01-27	R	R	100	201
54	SANTANA CORPORAN	Ervin Ramon	P	1982-12-12	R	R	87	199
76	ESPINAL TAVEREZ	Carlos Manuel	P	1996-10-21	R	R	79	170
95	OGANDO PONCHE	Cristofer Jesus	P	1993-10-23	R	R	97	200
96	MEJIA ABREU	Alejandro	IF	1993-03-10	R	R	88	193
98	GONZALEZ ARRINDELL	Oscar Luis	OF	1998-01-10	R	R	97	199
46	ROJAS BRENS	Luis Emilio	Manager/Head Coach					
39	SANTIAGO SANCHEZ	Ramon David	1B Coach					
29	FRANCISCO MERCADO	Tomas	3B Coach					
41	CRUZ	Nelson	Pitching Coach					
16	GUERRERO	Pedro Manuel	Coach					
42	CANO SORIANO	Joselito	Bench Coach					
10	JESUS ROJAS	Alou Jr	Bench Coach					

ROSTER



JAPAN

JPN

#	LASTNAME	FIRSTNAME	POS	DOB	B	T	WT	HT
01	YAMADA	Tetsuto	IF	1992-07-16	R	R	76	180
02	GENDA	Sosuke	IF	1993-02-16	L	R	75	179
03	ASAMURA	Hideto	IF	1990-11-12	R	R	90	182
04	KIKUCHI	Ryohsuke	IF	1990-03-11	R	R	72	171
05	TONOSAKI	Shuta	IF	1992-12-20	R	R	78	177
06	SAKAMOTO	Hayato	IF	1988-12-14	R	R	83	186
07	MATSUDA	Nobuhiro	IF	1983-05-17	R	R	86	180
08	KONDO	Kensuke	OF	1993-08-09	L	R	86	173
09	MARU	Yoshihiro	OF	1989-04-11	L	R	90	177
10	KOBAYASHI	Seiji	C	1989-06-07	R	R	85	178
11	KISHI	Takayuki	P	1984-12-04	R	R	77	180
13	YAMAOKA	Taisuke	P	1995-09-22	L	R	68	172
17	OTAKE	Kan	P	1983-05-21	R	R	94	184
18	YAMAGUCHI	Shun	P	1987-07-11	R	R	98	187
19	YAMASAKI	Yasuaki	P	1992-10-02	R	R	88	179
20	KAINO	Hiroshi	P	1996-11-16	L	R	86	187
21	IMANAGA	Shota	P	1993-09-01	L	L	82	177
22	ONO	Yudai	P	1988-09-26	L	L	83	183
23	SHUTO	Ukyo	OF	1996-02-10	L	R	67	179
27	AIZAWA	Tsubasa	C	1988-04-13	R	R	91	177
28	TAKAHASHI	Rei	P	1995-11-02	R	R	84	188
34	YOSHIDA	Masataka	OF	1993-07-15	L	R	83	173
43	YAMAMOTO	Yoshinobu	P	1998-08-17	R	R	80	178
47	NAKAGAWA	Kota	P	1994-02-24	L	L	86	183
51	SUZUKI	Seiya	OF	1994-08-18	R	R	96	181
57	KAYAMA	Shinya	P	1989-11-23	L	L	72	172
62	KAI	Takuya	C	1992-11-05	R	R	85	170
90	TAGUCHI	Kazuto	P	1995-09-14	L	L	83	171
80	INABA	Atsunori						
81	TATEYAMA	Yoshinori						
82	IBATA	Hirokazu						
84	MURATA	Yoshinori						
87	SHIMIZU	Masaji						
88	KANEKO	Makoto						

Manager/Head Coach
 Coach
 Coach
 Coach
 Coach
 Coach

ROSTER



KOREA

KOR

#	LAST NAME	FIRST NAME	POS	DOB	B	T	WT	HT
02	PARK	Min Woo	2B	06-02-1993	L	R	83	183
03	MIN	Byunghun	OF	10-03-1987	R	R	87	178
07	KIM	Sangsu	IF	23-03-1990	R	R	68	175
10	PARK	Seihyok	C	09-01-1990	L	R	86	181
11	CHO	Sangwoo	P	04-09-1994	R	R	95	186
12	HWANG	Jaegyun	3B	28-07-1987	R	R	98	183
13	HUR	Kyounghmin	3B	26-08-1990	R	R	75	176
14	CHOI	Jeong	3B	28-02-1987	R	R	95	180
16	KIM	Ha Seong	SS	17-10-1995	R	R	83	179
17	KANG	Baekho	OF	29-07-1999	L	R	98	184
19	GO	Woosuk	P	06-08-1998	R	R	85	182
21	HA	Jaehoon	P	29-10-1990	R	R	96	182
22	KIM	Hyunsoo	OF	12-01-1988	L	R	107	190
23	CHA	Woochan	P	31-05-1987	L	L	80	185
25	YANG	Euiji	C	05-06-1987	R	R	95	180
29	KIM	Kwanghyun	P	22-07-1988	L	L	88	188
32	KIM	Jaehwan	OF	22-09-1988	L	R	90	183
33	LEE	Seungho	P	08-02-1999	L	L	93	187
35	MOON	Kyeongchan	P	08-07-1992	R	R	85	185
37	PARK	Kunwoo	OF	08-09-1990	R	R	83	184
41	LEE	Youngha	P	01-11-1997	R	R	90	191
45	LEE	Yongchan	P	02-01-1989	R	R	85	185
46	WON	Jonghyan	P	31-07-1987	R	R	85	182
50	PARK	Jonghun	P	13-08-1991	R	R	91	187
51	LEE	Jung-Hoo	OF	20-08-1998	L	R	80	185
52	PARK	Byungho	1B	10-07-1986	R	R	100	185
54	YANG	Hyeonjong	P	01-03-1988	L	L	92	182
61	HAM	Deokju	P	13-01-1995	L	L	84	181
74	KIM	Kyungmoon						Manager/Head Coach
71	KIM	Pyoung-Ho						Coach
72	JUNG	Minchul						Coach
73	CHOI	Il Eon						Coach
75	LEE	Jong Yeol						Coach
77	KIM	Jongkook						Coach
88	KIM	Jae Hyun						Coach
92	CHOI	Won Ho						Coach
96	JIN	Kabyong						Coach

ROSTER



MEXICO

MEX

#	LAST NAME	FIRST NAME	POS	DOB	B	T	WT	HT
01	FLORES SANTANA	Jorge Antonio	SS	1991-11-25	R	R	72	165
02	SALAZAR CORDOVA	Javier Alejandro	SS	1997-10-28	R	L	93	185
08	QUIROZ ORTIZ	Jesus Esteban	2B, IF	1992-02-17	R	R	79	170
12	RIOS ALFARO	Jesus Francisco	P	1995-05-06	R	R	86	180
13	VARGAS DE LA MORA	Jose De Jesus	1B	1987-12-15	R	R	102	190
14	VILLANUEVA LIMON	Christian Ivan	3B	1991-06-19	R	R	95	180
17	KELLY	Justin Robert	P	1993-04-22	L	L	79	185
19	ARAIZA ROMERO	Jesus Armando	C	1993-06-19	R	R	93	180
22	BERNARDINO	Brennan Allen	P	1992-01-15	L	L	81	193
24	NAVARRO MATA	Efren	1B, OF	1986-05-14	L	L	95	182
27	JONES JR	Jonathan Duane	CF, OF	1989-02-08	R	R	185	180
28	EVANS	Phillip Mathew	UTL	1992-09-10	R	R	95	177
31	CLARK	Matthew Terry	DH	1986-12-10	R	L	104	195
36	REYES VELA	Arturo Abram	P	1992-04-06	R	R	84	180
38	GONZALEZ RODRIGUEZ	Felipe	P	1991-08-15	R	R	93	185
39	PEREZ	Juan Samuel	IF, OF	1991-11-01	R	L	84	180
43	CRUZ SUSTAITA	Jesus	P	1995-04-15	R	R	80	185
44	SOLIS LOPEZ	Roman Ali	C	1987-09-29	R	R	92	182
46	BUSTAMANTE VALENZUELA	Carlos Alberto	P	1994-09-25	R	R	86	182
50	BARREDA TORRES	Manuel Antonio	P	1988-10-08	R	R	88	180
54	SOSA AHUMADA	Humberto	C	1985-10-13	R	R	100	180
59	SALAS BUITIMEA	Noel Fernando	P	1985-05-30	R	R	90	188
62	RAMIREZ GONZALES	Horacio	P	1979-11-24	L	L	100	185
66	QUINTANA	Adam	P	1992-01-24	R	R	95	190
69	VERDUGO	Ryan Louis	P	1987-04-10	L	L	90	182
72	VERA HERNANDEZ	Eduardo	P	1994-07-03	R	R	88	187
75	PERIO JR.	Derek Noah	OF	1991-11-14	L	R	100	185
93	CASTELLANOS GONZALEZ	Humberto	P	1989-04-03	R	R	94	180
7	CASTRO	Juan Gabriel						Manager/Head Coach
53	VELAZQUEZ	Gilbert Arnulfo						1B Coach
06	ARZATE JIMENEZ	Martin Arturo						3B Coach
23	NIEBLA	Ruben						Pitching Coach
09	FIROVA	Daniel Michael						Coach
11	MENDOZA AIZPURU	Mario						Coach
29	BUNDY	Lorenzo Charles						Coach
26	ESTRADA SOTO	Hector						Bench Coach

ROSTER



NETHERLANDS

NED

#	LAST NAME	FIRST NAME	POS	DOB	B	T	WT	HT
01	DAAL	Carlton Arron	SS	1993-08-01	R	R	79	186
02	RIFAELA	AdemarBertty Aloysius	OF	1994-11-20	L	L	97	178
04	TROMP	Chadwick Chandler	C	1995-03-21	R	R	92	174
07	KEMP	Dwayne Richenel Adonis	3B	1988-02-24	R	R	75	173
10	VAN GURP	Franklin Percy	P	1995-10-26	R	R	94	187
11	DIDDER	Ray-Patrick Elijah Khalil	IF, OF	1994-10-01	R	R	80	184
13	PROFAR	Juremi Gregorius	IF	1996-01-30	R	R	106	188
15	SCHOOP	Sharlon Romans Emederio	IF	1987-04-15	R	R	90	188
16	HUIJER	Lars Benjamin	P	1993-09-22	R	R	96	192
18	LOOPSTOK	SicnarffFrangeli	C	1993-04-26	R	R	98	180
19	CORDEMANS	Robbie	P	1974-10-31	R	R	90	190
20	BOLSENBROEK	Mike	P	1987-03-11	R	R	102	203
23	WAWOE	Gianfranco Altobeli Romano	IF	1994-07-25	R	R	80	182
26	STUIFBERGEN	Tom	P	1988-09-26	R	R	122	195
27	CLEMENTINA	HendrikJesus	C	1997-06-17	R	R	112	188
30	SMITH	Curt Sciene	1B	1986-09-09	R	R	95	178
32	JOSEPHINA	Orsen Gisberto Adriano	P	1995-09-08	R	R	90	185
33	KELLY	Kevin Keary	P	1990-05-27	R	R	94	185
35	SAMS	Kalian Rivalino	OF	1986-08-25	R	R	112	192
36	MARKWELL	Diegomar Raymundo	P	1980-08-08	L	L	106	188
39	MARTIS	Shairon Benjamin	P	1987-03-30	R	R	102	185
40	YNTEMA	Orlando Damian	P	1986-02-21	R	R	106	192
42	LAMPE	Gilmer Reginald Ralph	OF	1990-03-01	R	R	88	191
45	SULBARAN	Juancarlos Antonio	P	1989-11-09	R	R	96	188
49	JURRJENS	Jair Françoise	P	1986-01-29	R	R	90	185
50	BERNADINA	RogeararvinArgelo Alejandro	OF	1984-06-12	L	L	95	190
55	PLOEGER	Jim	P	1991-06-21	L	L	115	192
77	DE CASTER	Yurendell Eithel Damián	IF	1979-09-26	R	R	96	183
31	MEULENS	Hensley Filemon Acacio	Manager/Head Coach					
12	ADRIANA	Sharnol Leonard	Coach					
09	'T HOEN	Evert-Jan Axel Charles	Coach					
44	THIJSSSEN	Benjamin Johannes	Coach					
24	DE JONG	Sidney	Coach					
34	MARTINUS	Eittel Calvin	Coach					
25	JONES	Andruw Rodolf Bernardo	Coach					
28	BLYLEVEN	Rik Aalbert	Coach					
03	VAN DOORNSPEEK	Jersey Robin Jan	Coach					

ROSTER



PUERTO RICO

PUR

#	LASTNAME	FIRSTNAME	POS	DOB	B	T	WT	HT
01	MATEO GONZALEZ	Luis Gerardo	2B	1990-05-23	R	R	79	183
02	VALENTINDIAZ	Jesmuel J	UTL	1994-05-12	S	R	82	178
05	LOPEZ	Jack Henry	2B	1992-12-16	R	R	74	175
11	CINTRONBAEZ	Luis Enrique	P	1989-11-15	L	L	70	180
12	MARTINEZ PIZARRO	Osvaldo	SS	1988-05-07	R	R	90	178
16	SOTO CRUZ	Giovanni Luis	P	1991-05-18	L	L	97	187
17	ESCANIO FIGUEROA	Bryan	P	1991-12-17	R	R	83	185
18	DE JESUSJR	Ivan	UTL	1987-05-01	R	R	90	180
20	ROSA FLORES	Ramesis	P	1985-08-15	R	L	81	183
22	MARTINEZPEREZ	Miguel Angel	P	1982-10-22	L	L	92	188
23	VIDAL MARRERO	David Javier	3B	1989-10-23	R	R	84	180
25	GONZALEZ	Jay Jordan	OF	1991-12-11	L	L	77	175
26	DOMINGUEZBAEZ	Jeffrey Antonio	3B	1986-07-31	S	R	83	185
30	GONZALEZ RAMOS	Yariel Ricarlo	OF,1B	1994-06-01	S	R	86	185
32	TORRES RODRIGUEZ	Kevin Orlando	C	1990-02-24	S	R	88	190
34	ROMAN BRUNO	Orlando	P	1978-11-28	R	R	95	185
36	RODRIGUEZ-CHEVERE	Wilfredo Jesus	C	1994-01-25	R	R	90	179
38	CABRERA ORTIZ	Fernando Jose	P	1981-11-16	R	R	102	193
42	MALDONADO	Ivan	P	1980-06-07	R	R	104	193
43	FLORES	Adalberto	P	1986-11-04	R	R	102	201
44	GARCIA ROMERO	Anthony	OF	1992-01-04	R	R	81	183
47	MEJIA TORRES	Miguel Antonio	P	1988-01-19	R	R	95	183
48	CRUZ MANON	Fernando Eugenio	P	1990-03-28	R	R	92	188
51	MUNIZ	Freddie Cabrera	P	1990-01-25	R	R	82	190
57	GOMEZ VILLEGAS	Edwin Javier	OF,1B	1991-08-26	S	R	79	190
65	NIEVES FIGUEROA	Efrain Javier	P	1989-11-15	L	L	77	183
77	ORTIZ-FLORES	Daniel	OF	1990-01-05	L	L	86	180
19	GONZALEZ	Juan A	Manager/Head Coach					
33	FERRER CANDELAS	Carlos R	1B Coach					
46	MORALES ALERS	Stephen	3B Coach					
28	VALERA	Julio E	Pitching Coach					
53	JIMENEZALMESTICA	Jose Almestica	Pitching Coach					
27	GARCIA	Efrain	Bench Coach					
31	ROSADO JR	Jose Antonio	Coach					

ROSTER



CHINESE TAIPEI

TPE

#	LASTNAME	FIRSTNAME	POS	DOB	B	T	WT	HT
06	WANG	Wei-Chen	IF	1991-07-03	R	R	77	185
07	CHANG	Chih-Hao	OF	1987-05-15	L	R	88	180
09	WANG	Po-Jung	OF	1993-09-09	L	R	87	181
10	LIN	Kai-Wei	P	1996-03-19	R	R	75	180
11	LIN	Hung-Yu	C	1986-03-21	R	R	110	181
13	CHEN	Hung-Wen	P	1986-02-03	R	R	91	180
14	WANG	Sheng-Wei	IF	1984-04-01	R	R	83	180
15	HU	Chin-Lung	OF	1984-02-02	R	R	92	180
17	CHEN	Kuan-Yu	P	1990-10-29	L	L	80	180
18	WU	Sheng-Feng	P	1987-07-28	R	R	82	184
19	CHANG	Yi	P	1994-02-26	R	R	87	182
21	KUO	Yen-Wen	IF	1988-10-25	L	R	85	179
22	WANG	Yao-Lin	P	1991-02-05	R	R	94	184
24	LIN	Che-Hsuan	OF	1988-09-21	R	R	90	180
29	CHEN	Chun-Hsiu	IF	1988-11-01	R	R	103	183
30	SU	Chih-Chieh	OF	1994-07-28	L	R	88	180
32	CHEN	Yu-Hsun	P	1989-05-20	R	R	86	181
41	LIAO	Yi-Chung	P	1995-11-02	R	R	110	186
47	JHANG	Jin-De	C	1993-05-17	L	R	100	175
55	WANG	Tsung-Hao	P	1990-08-27	L	L	77	177
58	HU	Chih-Wei	P	1993-11-04	R	R	104	185
65	KAO	Yu-Chieh	C	1997-07-17	R	R	90	184
69	HUANG	Tzu-Peng	P	1994-03-19	R	R	80	183
71	CHIANG	Shao-Ching	P	1993-11-10	R	R	90	185
83	LIN	Li	IF	1996-01-01	R	R	82	181
85	CHU	Yu-Hsien	IF	1991-11-26	R	R	100	188
88	LIN	Hsin-Chieh	P	1999-03-18	R	R	89	188
98	YUEH	Tung-Hua	IF	1995-10-19	R	R	83	180
02	HONG	I-Chung	Manager/Head Coach					
93	KUO	Chien-Lin	1B Coach					
03	WU	Chun-Liang	Pitching Coach					
63	TSAI	Yu-Hsiang	Coach					
53	HUANG	Kan-Lin	Coach					
66	TSENG	Hao-Jiu	Coach					
40	WANG	Chien-Ming	Bench Coach					

ROSTER



USA

USA

#	LAST NAME	FIRST NAME	POS	DOB	B	T	WT	HT
01	CRONENWORTH	Jacob John	IF	1994-01-21	L	R	84	185
02	CHATHAM	Connor James	IF	1994-12-22	R	R	84	193
03	ANDREWS	Clayton Davis	P	1997-01-04	R	R	73	168
04	PAYTON	Mark David	OF	1991-12-07	L	L	86	173
05	EDWARDS	Xavier James	IF	1999-08-09	R	R	79	177
08	MURFEE	William Penn	P	1994-05-02	R	R	88	188
10	VARSHO	Daulton John	C	1996-07-02	L	R	86	178
11	WATERS	Andrew David	OF	1998-12-30	S	R	84	188
12	VAUGHN	Andrew Clayton	IF	1998-04-03	R	R	97	183
14	KRATZ	Erik Floyd	C	1980-06-15	R	R	113	195
15	DALBEC	Robert Vernon	IF	1995-06-29	R	R	102	193
16	THIELBAR	Caleb John	P	1987-01-31	R	L	93	183
17	GUSHUE	Taylor Stone	C	1993-12-19	S	R	107	185
22	ADELL	Jordon Scott	OF	1999-04-08	R	R	98	190
23	BOHM	Alec Daniel	IF	1996-08-03	R	R	102	196
27	FEYEREISEN	Jonathon Paul	P	1993-02-07	R	R	98	188
29	DUNSHEE	Parker Edward	P	1995-02-12	R	R	98	183
31	HOUCK	Tanner Lee	P	1996-06-29	R	R	95	195
32	DICKSON	Brandon Lee	P	1984-11-03	R	R	86	196
33	TILLO	Daniel Vincent	P	1996-06-13	S	L	98	198
35	ROOKER JR	Terry Brent	OF	1994-11-01	R	R	97	191
36	MILLS	Gregory Wyatt	P	1995-01-25	R	R	79	190
37	SONG	Noah Benjamin	P	1997-05-28	R	R	90	193
38	RICHARD	Clayton Colby	P	1983-09-12	L	L	109	196
39	JONES	Spencer Page	P	1994-09-22	R	R	93	196
43	FLYNN	Brian Anthony	P	1990-04-19	L	L	115	200
44	PONCE	Cody Joseph	P	1994-04-25	R	R	108	196
50	POUNDERS	Brooks Casey	P	1990-09-26	R	R	120	196

18	BROSIUS	Scott David	Manager/Head Coach
09	SANDERS	Anthony Marcus	1B Coach
19	YOUNG	Ernest Wesley	3B Coach
34	PRICE	Bryan Roberts	Pitching Coach
13	DE ARMAS JR	Rolando Jesus	Coach
24	PLANTIER	Phillip Alan	Coach
30	RANDOLPH	Willie Larry	Bench Coach

ROSTER



VENEZUELA

VEN

#	LASTNAME	FIRSTNAME	POS	DOB	B	T	WT	HT
02	FLORES QUINTERO	Jecksson Jose	IF	1993-10-28	R	R	67	180
04	BLANCO PEREZ	Andres Eloy	IF	1984-04-11	S	R	87	178
05	QUERECUTOPEREZ	Juniel Alberto	IF	1992-09-19	S	R	70	175
08	RODRIGUEZRAMIREZ	Herlis Elian	OF	1994-06-10	L	L	77	182
10	MELENDEZ ROJAS	Manuel Alejandro	OF	1997-01-10	L	L	75	180
12	MACHADO MORENO	Dixon Javier	IF	1992-02-22	R	R	86	185
14	RINCONES	Diego Alejandro	OF	1999-06-14	R	R	80	182
15	VIZCAYA FREITEZ	Anthony Karl	P	1993-10-24	R	R	99	182
18	PALMA MACHADO	Alexander Antonio	OF	1995-10-18	R	R	92	183
19	APODACA ALVAREZ	Juan Carlos	C	1986-07-15	R	R	82	180
22	CASTILLO ROQUE	Ali Jesus	IF	1989-06-19	R	R	81	175
23	CASTRO PIRELA	Luis Ricardo	1B	1995-09-19	R	R	84	185
24	RIVERO MILAN	Carlos Luis	IF	1988-05-20	R	R	104	190
25	SOTILLET RIVERO	Andres Alejandro	P	1997-03-02	R	R	79	185
26	ANGULO SEDANO	Argenis Jesus	P	1994-02-26	R	R	103	192
27	GODOY ARAUJO	Jose Alberto	C	1994-10-13	L	R	81	180
28	FUENMAYOR PIÑA	Balbino Rafael	1B	1989-11-26	R	R	104	190
34	ALVAREZ MEDINA	Henderson Javier	P	1990-04-18	R	R	93	182
35	NAVAS TOVAR	Carlos Manuel	P	1992-08-13	R	R	77	184
37	ALVARADO CASTRO	Cristian Santo	P	1994-09-20	R	R	79	192
39	PEREZ MONTES	Williams David	P	1991-05-21	R	R	108	182
43	DOUBRONT	Felix Antonio	P	1987-10-23	L	L	108	187
45	ESCOBAR DURAN	Elvis Jose	P	1994-09-06	L	L	82	172
47	JIMENEZ GALLARDO	Dedgar Alfonso	P	1996-03-06	L	L	109	190
55	SOCOLOVICHRAUSSEO	Miguel Angel	P	1986-07-24	R	R	91	185
57	SALINAS GARCIA	Jhonleider Alexander	P	1995-09-25	R	R	98	200
73	BRETOFERNANDEZ	Liarvis José	P	1993-04-10	L	L	79	180
95	MARTINEZMENDEZ	Luis Enrique	P	1995-01-29	R	R	90	198

03	SUBEROLEON	Carlos Ingver	Manager/Head Coach
07	ROMERO VARICELLI	Wilfredo Andres	1B Coach
01	RODRIGUEZCEVEDO	Liubiemithz	3B Coach
36	MARRERO TOLEDO	Darwin Otilio	Pitching Coach
58	JIMENEZESCOVAR	Jobel Antonio	Coach
33	BELLO	Cibney Ricardo	Coach
13	GARCIA	Carlos Jesus	Bench Coach

OPENING ROUND – RONDA DE APERTURA

SCHEDULE AND RESULTS – CALENDARIO Y RESULTADOS

GROUP A – GRUPO A (MEXICO)

 DOMINICAN REPUBLIC

 MEXICO

 NETHERLANDS

 USA

GROUP B – GRUPO B (CHINESE TAIPEI)

 JAPAN

 PUERTO RICO

 CHINESE TAIPEI

 VENEZUELA

GROUP C – GRUPO C (KOREA)

 AUSTRALIA

 CANADA

 CUBA

 KOREA

SATURDAY NOVEMBER 2 – SÁBADO 2 DE NOVIEMBRE, 2019

#	Hour Hora	Stadium Campo	Group Grupo	Away Team Equipo Visitante	Home Team Equipo Local	Score	Inn
1	12:00	GUADALAJARA	A	 NETHERLANDS	 USA	0-9	
2	19:00	GUADALAJARA	A	 DOMINICAN REPUBLIC	 MEXICO	1-6	6






SUNDAY NOVEMBER 3 – DOMINGO 3 DE NOVIEMBRE, 2019

#	Hour Hora	Stadium Campo	Group Grupo	Away Team Equipo Visitante	Home Team Equipo Local	Score	Inn
3	12:00	GUADALAJARA	A	 DOMINICAN REPUBLIC	 NETHERLANDS	14-4	7
4	19:00	GUADALAJARA	A	 MEXICO	 USA	8-2	

MONDAY NOVEMBER 4 – LUNES 4 DE NOVIEMBRE, 2019

#	Hour Hora	Stadium Campo	Group Grupo	Away Team Equipo Visitante	Home Team Equipo Local	Score	Inn
5	19:00	GUADALAJARA	A	 USA	 DOMINICAN REPUBLIC	10-8	

TUESDAY NOVEMBER 5 – MARTES 5 DE NOVIEMBRE, 2019

#	Hour Hora	Stadium Campo	Group Grupo	Away Team Equipo Visitante	Home Team Equipo Local	Score	Inn
6	19:00	GUADALAJARA	A	 NETHERLANDS	 MEXICO	2-10	
7	18:00	TAOYUAN	B	 VENEZUELA	 JAPAN	4-8	
8	18:30	TAICHUNG	B	 PUERTO RICO	 CHINESE TAIPEI	1-6	

Local time in each country / Hora local en cada país.

OPENING ROUND – RONDA DE APERTURA

SCHEDULE AND RESULTS – CALENDARIO Y RESULTADOS

WEDNESDAY NOVEMBER 6 – MIÉRCOLES 6 DE NOVIEMBRE, 2019

#	Hour Hora	Stadium Campo	Group Grupo	Away Team Equipo Visitante	Home Team Equipo Local	Score	Inn
9	18:00	TAOYUAN	B	 PUERTO RICO	 JAPAN	0-4	
10	18:30	TAICHUNG	B	 CHINESE TAIPEI	 VENEZUELA	3-0	
13	12:00	SEOUL	C	 CANADA	 CUBA	3-0	
14	19:00	SEOUL	C	 AUSTRALIA	 KOREA	0-5	

THURSDAY NOVEMBER 7 – JUEVES 7 DE NOVIEMBRE, 2019

#	Hour Hora	Stadium Campo	Group Grupo	Away Team Equipo Visitante	Home Team Equipo Local	Score	Inn
11	12:00	TAICHUNG	B	 VENEZUELA	 PUERTO RICO	7-1	
12	18:30	TAICHUNG	B	 JAPAN	 CHINESE TAIPEI	8-1	
15	12:00	SEOUL	C	 AUSTRALIA	 CUBA	2-3	10
16	19:00	SEOUL	C	 KOREA	 CANADA	3-1	

FRIDAY NOVEMBER 8 – VIERNES 8 DE NOVIEMBRE, 2019

#	Hour Hora	Stadium Campo	Group Grupo	Away Team Equipo Visitante	Home Team Equipo Local	Score	Inn
17	12:00	SEOUL	C	 CANADA	 AUSTRALIA	1-3	
18	19:00	SEOUL	C	 CUBA	 KOREA	0-7	

Local time in each country / Hora local en cada país.

GAME SUMMARY - RESULTADO DEL JUEGO 01



NETHERLANDS - USA



II Premier12 2019
Nov 02, 2019 at MEX, (Estadio de Béisbol Charros de Jalisco)

Netherlands.....000 000 000 - 0 2 0
United States.....111 040 02X - 9 11 1

Netherlands 0

PLAYER	AB	R	H	BI	2B	3B	HR	BB	SB	CS	HP	SH	SF	SO	IBB	KL	GDP	PO	A	E
BERNADINA Roger cf	1	0	0	0	0	0	0	2	0	0	0	0	0	1	0	0	0	4	0	0
LAMPE Gilmer cf	1	0	0	0	0	0	0	0	0	0	0	0	0	0	0	0	0	1	0	0
WAWOE Gianfranco 3b	3	0	0	0	0	0	0	0	0	0	0	0	0	0	0	0	2	2	1	0
DIDDER Ray-Patrick ss	1	0	0	0	0	0	0	0	0	0	0	0	0	0	0	0	0	0	1	0
DE CASTER Yurendell dh	3	0	0	0	0	0	0	0	0	0	0	0	0	0	0	0	0	0	0	0
LOOPSTOK Sicnarf ph	1	0	0	0	0	0	0	0	0	0	0	0	0	1	0	1	0	0	0	0
CLEMENTINA Hendrik c	3	0	1	0	0	0	0	0	0	0	0	0	0	1	0	0	0	4	1	0
TROMP Chadwick c	0	0	0	0	0	0	0	0	0	0	0	0	0	0	0	0	0	1	0	0
PROFAR Juremi lb	3	0	0	0	0	0	0	0	0	0	0	0	0	0	0	0	0	5	0	0
SMITH Curt lb	0	0	0	0	0	0	0	0	0	0	0	0	0	0	0	0	0	3	0	0
RIFAELA Ademar lf	3	0	0	0	0	0	0	0	0	0	0	0	0	1	0	0	0	1	0	0
SAMS Kalian rf	3	0	0	0	0	0	0	0	0	0	0	0	0	2	0	0	0	2	0	0
SCHOOP Sharlon ss/3b	3	0	1	0	0	0	0	0	0	0	0	0	0	1	0	0	0	0	2	0
DAAL Calten 2b	3	0	0	0	0	0	0	0	0	0	0	0	0	0	0	0	0	1	1	0
CORDEMANS Rob p	0	0	0	0	0	0	0	0	0	0	0	0	0	0	0	0	0	0	0	0
HUIJER Lars p	0	0	0	0	0	0	0	0	0	0	0	0	0	0	0	0	0	0	0	0
MARKWELL Diego p	0	0	0	0	0	0	0	0	0	0	0	0	0	0	0	0	0	0	0	0
BOLSENBROEK Mike p	0	0	0	0	0	0	0	0	0	0	0	0	0	0	0	0	0	0	0	0
PLOEGER Jim p	0	0	0	0	0	0	0	0	0	0	0	0	0	0	0	0	0	0	0	0
Totals	28	0	2	0	0	0	0	2	0	0	0	0	0	7	0	1	2	24	6	0

United States 9

PLAYER	AB	R	H	BI	2B	3B	HR	BB	SB	CS	HP	SH	SF	SO	IBB	KL	GDP	PO	A	E
WATERS Drew cf	4	1	1	1	0	0	1	0	0	0	0	0	0	2	0	1	0	3	0	0
ADELL Jordon lf	4	1	1	1	0	0	1	0	0	0	0	0	0	3	0	1	0	2	0	0
VARSHO Daulton dh	2	1	0	0	0	0	1	0	0	0	0	0	0	0	1	0	0	0	0	0
VAUGHN Andrew ph/dh	1	0	1	0	1	0	0	0	0	0	0	0	0	0	0	0	0	0	0	0
DALBEC Robert lb	4	1	2	4	0	0	1	0	0	0	0	0	0	0	0	0	0	10	1	1
CRONENWORTH Jacob ss	3	1	1	0	1	0	0	0	0	0	0	0	0	0	0	0	0	2	5	0
EDWARDS Xavier ph/ss	1	1	1	0	0	0	0	0	0	0	0	0	0	0	0	0	0	0	1	0
BOHM Alec 3b	4	0	0	0	0	0	0	0	0	0	0	0	0	0	0	0	0	1	2	0
PAYTON Mark rf	1	0	0	1	0	0	0	0	0	0	0	0	0	1	0	0	0	0	0	0
ROOKER Brent ph/rf	2	1	2	2	1	0	1	0	0	1	0	0	0	0	0	0	0	0	0	0
KRATZ Erik c	2	1	1	0	0	0	0	1	0	0	0	0	0	0	0	0	0	6	0	0
GUSHUE Taylor c	1	0	0	0	0	0	0	0	0	0	0	0	0	0	0	0	0	1	0	0
Chatham Connor 2b	4	1	1	0	0	0	0	0	0	0	0	0	0	0	0	0	0	1	3	0
PONCE Cody p	0	0	0	0	0	0	0	0	0	0	0	0	0	0	0	0	0	1	0	0
SONG Noah p	0	0	0	0	0	0	0	0	0	0	0	0	0	0	0	0	0	0	1	0
ANDREWS Clayton p	0	0	0	0	0	0	0	0	0	0	0	0	0	0	0	0	0	0	0	0
POUNDERS Brooks p	0	0	0	0	0	0	0	0	0	0	0	0	0	0	0	0	0	0	0	0
RICHARD Clayton p	0	0	0	0	0	0	0	0	0	0	0	0	0	0	0	0	0	0	0	0
Totals	33	9	11	9	3	0	4	2	0	1	0	0	1	5	1	2	0	27	13	1

Netherlands	IP	H	R	ER	BB	SO	WP	HP	BK	IBB	SH	SF	2B	3B	HR	AB	BF	FO	GO	NP
CORDEMANS Rob L,0-1	3.0	3	3	2	0	2	0	0	0	0	0	1	1	0	2	11	12	5	2	37
HUIJER Lars	1.2	4	4	4	1	2	1	0	0	1	0	0	0	0	1	9	10	3	0	38
MARKWELL Diego	1.1	1	0	0	1	0	0	0	0	0	0	0	1	0	0	4	5	1	2	13
BOLSENBROEK Mike	1.0	1	0	0	0	1	0	0	0	0	0	0	1	0	0	4	4	1	1	11
PLOEGER Jim	1.0	2	2	2	0	0	0	0	0	0	0	0	0	0	1	5	5	1	2	13

United States	IP	H	R	ER	BB	SO	WP	HP	BK	IBB	SH	SF	2B	3B	HR	AB	BF	FO	GO	NP
PONCE Cody W,1-0	5.0	2	0	0	1	5	0	0	0	0	0	0	0	0	0	16	17	1	8	71
SONG Noah	1.0	0	0	0	1	0	0	0	0	0	0	0	0	0	0	2	3	0	2	12
ANDREWS Clayton	1.0	0	0	0	0	1	0	0	0	0	0	0	0	0	0	3	3	2	0	7
POUNDERS Brooks	1.0	0	0	0	0	0	0	0	0	0	0	0	0	0	0	3	3	2	1	6
RICHARD Clayton	1.0	0	0	0	0	1	0	0	0	0	0	0	0	0	0	4	4	1	1	16

Umpires: HP-TIBABIJO Maikol (COL), 1B-LEE Ki Joong (KOR), 2B-ROBERTS Aaron (CAN), 3B-CHU Hsu-Kuang (TPE)
Scorers: ALMARAZ Gabriel (MEX), CUBILLO Juan (NCA), COGOLLO William (COL),
TC: REINIGER Shari (CAN), FANARA Angelo (ITA)

Start: 12:01 Time: 2:17 Attendance: 3015 Weather: Sunny 23°C

GAME SUMMARY - RESULTADO DEL JUEGO 02



DOMINICAN REPUBLIC – MEXICO



II Premier12 2019
Mexico 6, Dominican Republic 1 - Composite Box Score
Nov 02, 2019 at MEX, (Estadio de Béisbol Charros de Jalisco)

Dominican Republic.100 000 - 1 4 1
Mexico.....004 002 - 6 7 0

Dominican Republic 1

PLAYER	AB	R	H	BI	2B	3B	HR	BB	SB	CS	HP	SH	SF	SO	IBB	KL	GDP	PO	A	E
PERDOMO Geraldo ss	3	1	2	0	0	0	0	0	0	1	0	0	0	0	0	0	0	0	1	0
LOPEZ Otto 2b	3	0	0	0	0	0	0	0	0	0	0	0	0	0	0	0	0	2	0	0
MARTE Alfredo lf	3	0	0	0	0	0	0	0	0	0	0	0	0	0	0	0	0	0	0	0
PEGUERO Carlos dh	2	0	1	1	0	0	0	0	0	0	0	0	0	0	0	0	0	0	0	0
MONTERO Elehuris 3b	1	0	1	0	0	0	1	0	0	0	0	0	0	0	0	0	0	1	0	1
GONZALEZ Oscar rf	2	0	0	0	0	0	0	0	0	0	0	0	0	0	0	0	1	0	0	0
VALERIO Charlie c	2	0	0	0	0	0	0	0	0	0	0	0	0	0	0	0	0	11	0	0
ESPINAL Edwin lb	2	0	0	0	0	0	0	0	0	0	0	0	0	0	0	0	0	1	0	0
CELESTINO Gilberto cf	2	0	0	0	0	0	0	0	0	0	0	0	0	1	0	0	0	2	0	0
ROMERO Enny p	0	0	0	0	0	0	0	0	0	0	0	0	0	0	0	0	0	0	0	0
PEREZ Luis p	0	0	0	0	0	0	0	0	0	0	0	0	0	0	0	0	0	0	0	0
Totals	20	1	4	1	0	0	1	0	1	0	0	0	0	1	0	0	1	17	1	1

Mexico 6

PLAYER	AB	R	H	BI	2B	3B	HR	BB	SB	CS	HP	SH	SF	SO	IBB	KL	GDP	PO	A	E
JONES Jonathan cf	3	1	1	0	0	0	0	0	0	0	0	0	0	0	0	0	0	3	0	0
PEREZ Juan rf	3	0	0	0	0	0	0	0	0	0	0	0	0	3	0	0	0	3	0	0
VILLANUEVA Christian 3b	2	1	1	0	1	0	1	0	0	0	0	0	0	1	0	0	0	0	2	0
QUIROZ Esteban 2b	3	1	1	4	0	0	1	0	0	0	0	0	0	0	0	0	0	1	1	0
VARGAS Jose lb	3	0	0	0	0	0	0	0	0	0	0	0	0	2	0	0	0	8	0	0
NAVARRO Efren lf	3	1	1	1	0	0	1	0	0	0	0	0	0	2	0	0	0	0	0	0
CLARK Matthew dh	2	1	1	1	0	0	1	1	0	0	0	0	0	1	0	0	0	0	0	0
SOLIS Roman c	3	0	0	0	0	0	0	0	0	0	0	0	0	2	0	0	0	1	1	0
SALAZAR Javier ss	3	1	2	0	0	0	0	0	0	0	0	0	0	0	0	0	0	2	3	0
VERA Eduardo p	0	0	0	0	0	0	0	0	0	0	0	0	0	0	0	0	0	0	0	0
CASTELLANOS Humberto p	0	0	0	0	0	0	0	0	0	0	0	0	0	0	0	0	0	0	0	0
Totals	25	6	7	6	1	0	3	2	0	0	0	0	0	11	0	0	0	18	7	0

Dominican Republic	IP	H	R	ER	BB	SO	WP	HP	BK	IBB	SH	SF	2B	3B	HR	AB	BF	FO	GO	NP
ROMERO Enny L,0-1	4.1	5	4	4	2	10	0	0	0	0	0	0	1	0	1	19	21	2	1	95
PEREZ Luis	1.1	2	2	2	0	1	0	0	0	0	0	0	0	0	2	6	6	2	1	18

Mexico	IP	H	R	ER	BB	SO	WP	HP	BK	IBB	SH	SF	2B	3B	HR	AB	BF	FO	GO	NP
VERA Eduardo	4.0	4	1	1	1	1	0	0	0	0	0	0	0	0	0	14	15	5	4	54
CASTELLANOS Humberto W,1-0	2.0	0	0	0	0	0	0	0	0	0	0	0	0	0	0	6	6	2	4	15

Umpires: HP-MACIAS Jeffrey Scott (USA), 1B-YAMAMOTO Takanori (JPN), 2B-RAMOS Ruben Enrique (PUR), 3B-YAMAGUCHI Tomohisa (JPN)
Scorers: DE LEÓN Andrés (PAN), COGOLLO William (COL), CUBILLO Juan (NCA),
TC: BALK Roderick (NED), ESTIVENSON Edgar (PAN)

Start: 19:18 Time: 2:00 Attendance: 8000 Weather: Cloudy, 20°C

GAME SUMMARY - RESULTADO DEL JUEGO 03



DOMINICAN REPUBLIC – NETHERLANDS



II Premier12 2019
Nov 03, 2019 at MEX, (Estadio de Béisbol Charros de Jalisco)

Dominican Republic.012 136 1 - 14 16 0
Netherlands.....300 001 0 - 4 9 0

Dominican Republic 14

PLAYER	AB	R	H	BI	2B	3B	HR	BB	SB	CS	HP	SH	SF	SO	IBB	KL	GDP	PO	A	E
PERDOMO Geraldo ss	1	1	0	1	0	0	0	4	1	0	0	0	0	0	0	0	0	0	0	0
LOPEZ Otto 2b	5	1	2	1	0	0	0	0	0	0	0	0	0	1	0	0	0	0	0	0
GUZMAN Jonathan 2b	0	0	0	0	0	0	0	0	0	0	0	0	0	0	0	0	0	0	2	0
MARTE Alfredo lf	5	1	2	4	2	0	0	0	0	0	0	0	0	0	0	0	0	1	0	0
PEGUERO Carlos rf	4	2	3	1	0	0	1	1	0	0	0	0	0	1	0	0	0	1	1	0
MONTERO Elehuris dh	5	1	1	0	0	0	0	0	0	0	0	0	2	0	0	0	0	0	0	0
VALERIO Charlie c	4	2	1	2	0	0	1	1	0	0	0	0	0	0	0	0	0	4	1	0
GUZMAN Jeison 3b	5	2	2	1	1	0	1	0	0	0	0	0	0	0	0	0	0	1	4	0
ESPINAL Edwin lb	3	3	2	3	0	0	0	1	0	0	0	0	0	0	0	0	0	8	0	0
MEJIA Alejandro ph/lb	1	0	0	0	0	0	0	0	0	0	0	0	0	0	0	0	0	3	0	0
CELESTINO Gilberto cf	3	1	3	1	1	1	0	1	0	0	0	0	0	0	0	0	0	3	0	0
SANTANA Ervin p	0	0	0	0	0	0	0	0	0	0	0	0	0	0	0	0	0	0	0	0
HENRY Henry p	0	0	0	0	0	0	0	0	0	0	0	0	0	0	0	0	0	0	0	0
OGANDO Cristofer p	0	0	0	0	0	0	0	0	0	0	0	0	0	0	0	0	0	0	0	0
ADAMES Samuel p	0	0	0	0	0	0	0	0	0	0	0	0	0	0	0	0	0	0	0	0
Totals	36	14	16	14	4	1	3	8	1	0	0	0	0	4	0	0	0	21	8	0

Netherlands 4

PLAYER	AB	R	H	BI	2B	3B	HR	BB	SB	CS	HP	SH	SF	SO	IBB	KL	GDP	PO	A	E
BERNADINA Roger cf	4	1	1	1	0	0	1	0	0	0	0	0	0	0	0	0	0	1	1	0
DAAL Calten 2b	3	1	1	0	0	0	0	0	0	0	0	0	0	1	0	0	0	1	2	0
KEMP Dwayne ph/2b	1	0	0	0	0	0	0	0	0	0	0	0	0	0	0	0	0	1	0	0
DE CASTER Yurendell lb	2	0	0	0	0	0	0	1	0	0	0	0	0	0	0	0	0	8	0	0
SMITH Curt lb	1	0	0	0	0	0	0	0	0	0	0	0	0	0	0	0	0	2	0	0
CLEMENTINA Hendrik dh	4	0	1	0	0	0	0	0	0	0	0	0	0	2	0	0	0	0	0	0
TROMP Chadwick c	3	1	1	2	0	0	1	1	0	0	0	0	0	0	0	0	0	5	0	0
RIFAELA Ademar lf	3	0	2	0	0	0	0	0	0	0	0	0	0	0	0	0	0	0	0	0
PROFAR Juremi 3b	3	0	0	0	0	0	0	0	0	0	0	0	0	0	0	0	0	0	3	0
SCHOOP Sharlon ss	2	1	1	0	0	0	0	1	0	0	0	0	0	0	0	0	0	0	1	0
DIDDER Ray-Patrick rf	3	0	2	0	1	0	0	0	0	0	0	0	0	1	0	0	0	3	0	0
JURRJENS Jair p	0	0	0	0	0	0	0	0	0	0	0	0	0	0	0	0	0	0	0	0
YNTEMA Orlando p	0	0	0	0	0	0	0	0	0	0	0	0	0	0	0	0	0	0	0	0
KELLY Kevin p	0	0	0	0	0	0	0	0	0	0	0	0	0	0	0	0	0	0	0	0
MARTIS Shairon p	0	0	0	0	0	0	0	0	0	0	0	0	0	0	0	0	0	0	0	0
JOSEPHINA Orsen p	0	0	0	0	0	0	0	0	0	0	0	0	0	0	0	0	0	0	0	0
VAN GURP Franklin p	0	0	0	0	0	0	0	0	0	0	0	0	0	0	0	0	0	0	0	0
Totals	29	4	9	3	1	0	2	3	0	0	0	0	0	4	0	0	0	21	7	0

Dominican Republic	IP	H	R	ER	BB	SO	WP	HP	BK	IBB	SH	SF	2B	3B	HR	AB	BF	FO	GO	NP
SANTANA Ervin	2.1	5	3	3	2	2	1	0	0	0	0	0	0	0	2	12	14	3	2	46
HENRY Henry W,1-0	1.2	2	0	0	0	1	0	0	0	0	0	0	1	0	0	6	6	2	1	28
OGANDO Cristofer	1.0	0	0	0	1	1	0	0	0	0	0	0	0	0	3	4	1	1	18	
ADAMES Samuel	2.0	2	1	1	0	0	1	0	0	0	0	0	0	0	8	8	2	4	28	

Netherlands	IP	H	R	ER	BB	SO	WP	HP	BK	IBB	SH	SF	2B	3B	HR	AB	BF	FO	GO	NP
JURRJENS Jair	2.0	5	3	3	2	2	0	0	0	0	0	0	1	1	1	11	13	1	3	49
YNTEMA Orlando L,0-1	2.2	4	4	4	2	1	1	0	0	0	0	0	1	0	0	11	13	2	4	49
KELLY Kevin	0.1	2	0	0	1	0	0	0	0	0	0	0	0	0	3	4	0	1	15	
MARTIS Shairon	0.1	3	4	4	1	0	0	0	0	0	0	0	1	0	1	4	5	0	1	19
JOSEPHINA Orsen	0.2	1	2	2	2	1	0	0	0	0	0	0	1	0	0	3	5	1	0	16
VAN GURP Franklin	1.0	1	1	1	0	0	0	0	0	0	0	0	0	1	4	4	2	1	12	

Umpires: HP-RAMOS Ruben Enrique (PUR), 1B-MACIAS Jeffrey Scott (USA), 2B-CHU Hsu-Kuang (TPE), 3B-LEE Ki Joong (KOR)

Scorers: CUBILLO Juan (NCA), ALMARAZ Gabriel (MEX), DE LEÓN Andrés (PAN), TC: ESTIVENSON Edgar (PAN), REINIGER Shari (CAN)

Start: 12:01 Time: 3:01 Attendance: 5132 Weather: Cloudy 21°C

GAME SUMMARY - RESULTADO DEL JUEGO 04



MEXICO - USA



II Premier12 2019
Nov 03, 2019 at MEX, (Estadio de Béisbol Charros de Jalisco)

Mexico.....200 010 050 - 8 10 0
United States.....001 100 000 - 2 6 0

Mexico 8

PLAYER	AB	R	H	BI	2B	3B	HR	BB	SB	CS	HP	SH	SF	SO	IBB	KL	GDP	PO	A	E
JONES Jonathan cf	3	1	0	0	0	0	0	1	0	0	1	0	0	1	0	0	0	1	0	0
PEREZ Juan lf	5	2	2	0	0	0	0	0	0	0	0	0	0	3	0	0	0	1	0	0
QUIROZ Esteban 2b	4	1	0	0	0	0	0	1	0	0	0	0	0	2	0	0	0	1	4	0
VILLANUEVA Christian 3b	5	0	1	2	0	0	0	0	0	0	0	0	0	2	0	1	0	1	2	0
CLARK Matthew dh	3	0	1	0	0	0	0	1	0	0	0	0	0	1	1	1	0	0	0	0
FLORES Jorge pr/dh	1	1	0	0	0	0	0	0	0	0	0	0	0	0	0	0	0	0	0	0
NAVARRO Efred lb	4	1	1	2	0	0	0	0	0	0	0	0	0	2	0	1	0	10	0	0
SOLIS Roman c	4	1	2	3	0	0	1	0	0	0	0	0	0	1	0	0	0	10	0	0
PERIO Noah rf	4	1	2	0	1	0	0	0	1	0	0	0	0	1	0	0	0	1	0	0
SALAZAR Javier ss	4	0	1	0	0	0	0	0	0	0	0	0	0	2	0	0	0	1	3	0
RAMIREZ Horacio p	0	0	0	0	0	0	0	0	0	0	0	0	0	0	0	0	0	1	0	0
GONZALEZ Felipe p	0	0	0	0	0	0	0	0	0	0	0	0	0	0	0	0	0	0	0	0
CRUZ Jesus p	0	0	0	0	0	0	0	0	0	0	0	0	0	0	0	0	0	0	1	0
BERNARDINO Brennan p	0	0	0	0	0	0	0	0	0	0	0	0	0	0	0	0	0	0	0	0
BUSTAMANTE Carlos p	0	0	0	0	0	0	0	0	0	0	0	0	0	0	0	0	0	0	0	0
Totals	37	8	10	7	1	0	1	3	1	0	1	0	0	15	1	3	0	27	10	0

United States 2

PLAYER	AB	R	H	BI	2B	3B	HR	BB	SB	CS	HP	SH	SF	SO	IBB	KL	GDP	PO	A	E
WATERS Drew cf	3	0	0	0	0	0	0	1	0	0	0	0	0	3	0	2	0	1	0	0
ADELL Jordon lf	4	0	1	0	0	0	0	0	0	0	0	0	0	1	0	0	1	1	0	0
DALBEC Robert lb	3	1	1	1	0	0	1	1	0	0	0	0	0	1	0	0	0	7	0	0
BOHM Alec 3b	4	0	0	0	0	0	0	0	0	0	0	0	0	1	0	0	1	1	1	0
ROOKER Brent rf	2	0	0	0	0	0	0	0	0	0	0	0	0	1	0	0	0	0	0	0
VARSHO Daulton ph/rf/c	2	0	0	0	0	0	0	0	0	0	0	0	0	0	0	0	0	4	0	0
VAUGHN Andrew dh	4	0	1	0	0	0	0	0	0	0	0	0	0	1	0	1	0	0	0	0
CRONENWORTH Jacob ss	3	0	0	0	0	0	0	0	0	0	0	0	0	1	0	0	0	1	2	0
KRATZ Erik c	2	1	1	1	0	0	1	0	0	0	0	0	0	0	0	0	0	11	0	0
PAYTON Mark ph/rf	1	0	1	0	0	0	0	0	0	0	0	0	0	0	0	0	0	0	0	0
Chatham Connor 2b	3	0	1	0	0	0	0	0	0	0	0	0	0	0	0	0	0	0	1	0
HOUCK Tanner p	0	0	0	0	0	0	0	0	0	0	0	0	0	0	0	0	0	1	1	0
TILLO Daniel p	0	0	0	0	0	0	0	0	0	0	0	0	0	0	0	0	0	0	1	0
THIELBAR Caleb p	0	0	0	0	0	0	0	0	0	0	0	0	0	0	0	0	0	0	0	0
FEYEREISEN Jonathon p	0	0	0	0	0	0	0	0	0	0	0	0	0	0	0	0	0	0	0	0
JONES Spencer p	0	0	0	0	0	0	0	0	0	0	0	0	0	0	0	0	0	0	0	0
Totals	31	2	6	2	0	0	2	2	0	0	0	0	0	9	0	3	2	27	6	0

Mexico	IP	H	R	ER	BB	SO	WP	HP	BK	IBB	SH	SF	2B	3B	HR	AB	BF	FO	GO	NP
RAMIREZ Horacio	3.0	3	2	2	2	1	0	0	0	0	0	0	0	0	2	10	12	2	4	45
GONZALEZ Felipe W,1-0	1.2	2	0	0	0	3	0	0	0	0	0	0	0	0	0	7	7	1	1	32
CRUZ Jesus	2.0	0	0	0	0	2	0	0	0	0	0	0	0	0	0	6	6	1	3	18
BERNARDINO Brennan	0.1	1	0	0	0	0	0	0	0	0	0	0	0	0	0	2	2	0	1	2
BUSTAMANTE Carlos	2.0	0	0	0	0	3	0	0	0	0	0	0	0	0	0	6	6	2	1	24

United States	IP	H	R	ER	BB	SO	WP	HP	BK	IBB	SH	SF	2B	3B	HR	AB	BF	FO	GO	NP
HOUCK Tanner L,0-1	4.1	5	3	2	0	6	0	1	0	0	0	0	0	0	0	18	19	3	4	67
TILLO Daniel	1.2	0	0	0	0	3	0	0	0	0	0	0	0	0	0	5	5	0	2	20
THIELBAR Caleb	1.0	2	2	2	1	2	0	0	0	0	0	0	0	0	0	5	6	0	1	26
FEYEREISEN Jonathon	0.2	3	3	3	2	1	0	0	0	1	0	0	1	0	1	5	7	1	0	23
JONES Spencer	1.1	0	0	0	0	3	0	0	0	0	0	0	0	0	0	4	4	1	0	24

Umpires: HP-YAMAMOTO Takanori (JPN), 1B-ROBERTS Aaron (CAN), 2B-YAMAGUCHI Tomohisa (JPN),
3B-TIBABIJO Maikol (COL)
Scorers: COGOLLO William (COL), DE LEÓN Andrés (PAN), ALMARAZ Gabriel (MEX),
TC: BALK Roderick (NED), FANARA Angelo (ITA)

Start: 19:07 Time: 3:03 Attendance: 10123 Weather: Cloudy, 23°C

GAME SUMMARY - RESULTADO DEL JUEGO 05



USA – DOMINICAN REPUBLIC



II Premier12 2019
Nov 04, 2019 at MEX, (Estadio de Béisbol Charros de Jalisco)

United States.....133 110 010 - 10 12 2
Dominican Republic.020 140 001 - 8 8 1

United States 10

PLAYER	AB	R	H	BI	2B	3B	HR	BB	SB	CS	HP	SH	SF	SO	IBB	KL	GDP	PO	A	E
PAYTON Mark lf/rf	4	1	1	1	0	0	1	1	0	0	0	0	0	0	0	0	0	2	0	1
ADELL Jordon cf/lf	5	0	2	2	0	0	0	0	0	0	0	0	0	2	0	0	0	0	0	0
VARSHO Daulton rf	5	1	0	0	0	0	0	0	1	0	0	0	1	0	0	0	0	1	0	0
WATERS Drew cf	0	0	0	0	0	0	0	0	0	0	0	0	0	0	0	0	0	0	0	0
DALBEC Robert dh	4	1	1	1	0	0	0	1	0	0	0	0	0	2	0	0	0	0	0	0
VAUGHN Andrew lb	4	0	0	0	0	0	0	1	0	0	0	0	3	0	1	0	0	11	1	0
CRONENWORTH Jacob ss	4	2	1	1	0	0	1	1	0	0	0	0	0	1	0	1	0	0	2	0
BOHM Alec 3b	4	2	3	3	1	0	1	0	0	0	0	0	0	0	0	0	0	0	1	1
KRATZ Erik c	4	2	3	2	1	0	1	0	0	0	0	0	0	0	0	0	0	10	0	0
EDWARDS Xavier 2b	4	1	1	0	0	0	0	0	0	0	0	0	3	0	0	0	0	2	2	0
DUNSHEE Parker p	0	0	0	0	0	0	0	0	0	0	0	0	0	0	0	0	0	0	1	0
ANDREWS Clayton p	0	0	0	0	0	0	0	0	0	0	0	0	0	0	0	0	0	0	0	0
MURFEE Penn p	0	0	0	0	0	0	0	0	0	0	0	0	0	0	0	0	0	0	2	0
FLYNN Brian p	0	0	0	0	0	0	0	0	0	0	0	0	0	0	0	0	0	0	1	0
MILLS Wyatt p	0	0	0	0	0	0	0	0	0	0	0	0	0	0	0	0	0	0	1	0
SONG Noah p	0	0	0	0	0	0	0	0	0	0	0	0	0	0	0	0	0	0	0	0
DICKSON Brandon p	0	0	0	0	0	0	0	0	0	0	0	0	0	0	0	0	0	0	1	0
Totals	38	10	12	10	2	0	4	4	1	0	0	0	0	12	0	2	0	27	11	2

Dominican Republic 8

PLAYER	AB	R	H	BI	2B	3B	HR	BB	SB	CS	HP	SH	SF	SO	IBB	KL	GDP	PO	A	E
PERDOMO Geraldo ss	5	1	1	0	0	0	0	0	0	0	0	0	0	3	0	1	0	2	2	0
LOPEZ Otto 2b	4	2	1	0	0	0	0	0	1	0	1	0	0	1	0	1	0	0	1	0
MARTE Alfredo lf	4	1	1	1	0	0	0	1	0	0	0	0	0	0	0	0	0	0	0	0
PEGUERO Carlos dh	5	0	0	1	0	0	0	0	0	0	0	0	0	1	0	0	0	0	0	0
VALERIO Charlie c	3	3	3	3	1	0	1	1	1	0	0	0	0	0	0	0	0	13	4	0
GONZALEZ Oscar rf	4	1	0	0	0	0	0	0	0	0	0	0	0	1	0	0	0	1	1	0
GUZMAN Jeison 3b	3	0	0	0	0	0	1	0	0	0	0	0	2	0	0	0	0	0	1	0
ESPINAL Edwin lb	4	0	2	3	0	0	0	0	0	0	0	0	0	1	0	1	0	8	1	0
CELESTINO Gilberto cf	4	0	0	0	0	0	0	0	0	0	0	0	0	1	0	1	0	2	0	0
SANO Carlos p	0	0	0	0	0	0	0	0	0	0	0	0	0	0	0	0	0	0	0	0
VALDEZ Bryan p	0	0	0	0	0	0	0	0	0	0	0	0	0	0	0	0	0	0	0	0
SANCHEZ Christopher p	0	0	0	0	0	0	0	0	0	0	0	0	0	0	0	0	0	1	0	1
PIMENTEL Carlos p	0	0	0	0	0	0	0	0	0	0	0	0	0	0	0	0	0	0	0	0
GONZALEZ Kelvin p	0	0	0	0	0	0	0	0	0	0	0	0	0	0	0	0	0	0	0	0
FELIZ Nefthali p	0	0	0	0	0	0	0	0	0	0	0	0	0	0	0	0	0	0	0	0
SIRI Dalbert p	0	0	0	0	0	0	0	0	0	0	0	0	0	0	0	0	0	0	0	0
Totals	36	8	8	8	1	0	1	3	2	0	1	0	0	10	0	4	0	27	10	1

United States	IP	H	R	ER	BB	SO	WP	HP	BK	IBB	SH	SF	2B	3B	HR	AB	BF	FO	GO	NP
DUNSHEE Parker	2.1	1	2	0	1	3	1	0	0	0	0	0	0	0	0	9	10	2	3	42
ANDREWS Clayton	1.0	0	0	0	0	0	0	0	0	0	0	0	0	0	0	3	3	2	1	7
MURFEE Penn	0.2	3	4	4	2	0	0	1	0	0	0	0	0	0	0	5	8	0	2	27
FLYNN Brian	1.0	1	1	1	0	0	0	0	0	0	0	0	0	0	1	4	4	0	3	15
MILLS Wyatt W,1-0	2.0	0	0	0	0	2	0	0	0	0	0	0	0	0	0	6	6	1	3	19
SONG Noah	1.0	1	0	0	0	3	0	0	0	0	0	0	1	0	0	4	4	0	0	15
DICKSON Brandon SV,1	1.0	2	1	1	0	2	1	0	0	0	0	0	0	0	0	5	5	0	1	25

Dominican Republic	IP	H	R	ER	BB	SO	WP	HP	BK	IBB	SH	SF	2B	3B	HR	AB	BF	FO	GO	NP
SANO Carlos L,0-1	1.2	5	4	4	0	1	0	0	0	0	0	0	1	0	2	9	9	0	3	35
VALDEZ Bryan	0.1	1	0	0	1	0	0	0	0	0	0	0	0	0	0	2	3	0	1	11
SANCHEZ Christopher	2.0	2	4	3	2	4	0	0	0	0	0	0	0	1	9	11	1	1	39	
PIMENTEL Carlos	1.0	1	1	1	0	1	0	0	0	0	0	0	0	1	4	4	2	0	13	
GONZALEZ Kelvin	2.0	1	0	0	1	2	0	0	0	0	0	0	0	0	6	7	2	1	34	
FELIZ Nefthali	1.0	2	1	1	0	2	0	0	0	0	0	0	1	0	0	5	5	1	0	23
SIRI Dalbert	1.0	0	0	0	0	2	0	0	0	0	0	0	0	0	3	3	0	1	13	

Umpires: HP-LEE Ki Joong (KOR), 1B-CHU Hsu-Kuang (TPE), 2B-YAMAMOTO Takanori (JPN),
3B-RAMOS Ruben Enrique (PUR)
Scorers: CUBILLO Juan (NCA), ALMARAZ Gabriel (MEX), COGOLLO William (COL),
TC: BALK Roderick (NED), REINIGER Shari (CAN)

Start: 19:02 Time: 3:20 Attendance: 3102 Weather: Cloudy, 24°C

GAME SUMMARY - RESULTADO DEL JUEGO 06



NETHERLANDS – MEXICO



II Premier12 2019
Nov 05, 2019 at MEX, (Estadio de Béisbol Charros de Jalisco)

Netherlands.....000 000 020 - 2 7 4
Mexico.....202 000 42X - 10 10 2

Netherlands 2

PLAYER	AB	R	H	BI	2B	3B	HR	BB	SB	CS	HP	SH	SF	SO	IBB	KL	GDP	PO	A	E
BERNADINA Roger cf	1	0	0	0	0	0	0	2	0	1	0	0	0	0	0	0	0	1	0	1
RIFAELA Ademar lf	1	0	1	0	0	0	0	1	0	0	0	0	0	0	0	0	0	0	0	0
DIDDER Ray-Patrick ss	3	0	0	0	0	0	0	1	0	0	0	0	1	0	0	0	0	1	3	0
DAAL Calten ss	2	0	1	0	0	0	0	0	0	0	0	0	0	0	0	0	0	0	2	0
TROMP Chadwick c	5	0	0	0	0	0	0	0	0	0	0	0	0	1	0	0	0	7	1	1
SCHOOP Sharlon 2b	1	0	0	0	0	0	1	0	0	0	0	0	0	0	0	0	0	1	2	0
WAWOE Gianfranco 2b	3	1	1	0	0	0	0	0	0	0	0	0	0	0	0	0	0	3	1	0
SAMS Kalian rf	4	1	1	0	0	0	0	1	0	0	0	0	0	3	0	0	0	1	0	0
SMITH Curt lb	2	0	0	0	0	0	1	0	0	0	0	0	1	0	0	0	0	6	0	0
DE CASTER Yurendell ph/lb	1	0	1	2	0	0	0	0	0	0	0	0	0	0	0	0	0	2	0	0
LOOPSTOK Sicnarf dh	3	0	0	0	0	0	0	1	0	0	0	0	0	0	0	0	0	0	0	0
LAMPE Gilmer lf/cf	4	0	1	0	1	0	0	0	0	0	0	0	2	0	2	0	0	1	0	0
KEMP Dwayne 3b	3	0	0	0	0	0	0	0	0	0	0	0	1	0	0	0	0	0	0	1
PROFAR Juremi ph/3b	1	0	1	0	0	0	0	0	0	0	0	0	0	0	0	0	0	0	0	1
STUIFBERGEN Tom p	0	0	0	0	0	0	0	0	0	0	0	0	0	0	0	0	0	1	0	0
SULBARAN Juancarlos p	0	0	0	0	0	0	0	0	0	0	0	0	0	0	0	0	0	0	0	0
MARTIS Shairon p	0	0	0	0	0	0	0	0	0	0	0	0	0	0	0	0	0	0	0	0
KELLY Kevin p	0	0	0	0	0	0	0	0	0	0	0	0	0	0	0	0	0	0	0	0
HUIJER Lars p	0	0	0	0	0	0	0	0	0	0	0	0	0	0	0	0	0	0	0	0
BOLSENBROEK Mike p	0	0	0	0	0	0	0	0	0	0	0	0	0	0	0	0	0	0	0	0
JOSEPHINA Orsen p	0	0	0	0	0	0	0	0	0	0	0	0	0	0	0	0	0	0	0	0
MARKWELL Diego p	0	0	0	0	0	0	0	0	0	0	0	0	0	0	0	0	0	0	1	0
VAN GURP Franklin p	0	0	0	0	0	0	0	0	0	0	0	0	0	0	0	0	0	0	0	0
PLOEGER Jim p	0	0	0	0	0	0	0	0	0	0	0	0	0	0	0	0	0	0	1	0
Totals	34	2	7	2	1	0	0	7	1	1	0	0	0	9	0	2	0	24	11	4

Mexico 10

PLAYER	AB	R	H	BI	2B	3B	HR	BB	SB	CS	HP	SH	SF	SO	IBB	KL	GDP	PO	A	E
JONES Jonathan cf	5	2	3	1	0	0	0	0	0	1	0	0	0	0	0	0	0	1	0	0
PERIO Noah rf	4	3	2	1	0	0	0	0	0	0	0	0	1	0	0	0	0	4	0	0
NAVARRO Efen lf	5	1	2	2	1	0	0	0	0	0	0	0	0	1	0	1	0	1	0	0
VARGAS Jose 3b	3	1	0	0	0	0	0	0	0	0	1	0	0	1	0	0	1	0	0	0
CLARK Matthew dh	3	0	0	0	0	0	1	0	0	0	0	0	2	0	0	0	0	0	0	0
SOLIS Roman c	1	0	1	0	1	0	0	0	0	0	0	0	0	0	0	0	0	4	0	0
ARAIZA Jesus c	3	0	1	1	0	0	0	0	0	0	0	0	0	0	0	0	0	5	2	0
EVANS Philip 1b/2b	4	0	0	0	0	0	0	0	0	0	0	0	1	0	0	0	0	6	3	0
SALAZAR Javier ss	1	0	0	0	0	0	1	0	0	0	0	0	0	0	0	0	0	2	1	0
SOSA Humberto ph/lb	2	1	0	0	0	0	0	0	0	0	0	0	0	1	0	0	0	3	0	0
FLORES Jorge 2b/ss	3	2	1	0	1	0	1	0	0	0	0	0	1	0	1	0	0	0	2	0
REYES Arturo p	0	0	0	0	0	0	0	0	0	0	0	0	0	0	0	0	0	1	1	1
BARREDA Manuel p	0	0	0	0	0	0	0	0	0	0	0	0	0	0	0	0	0	0	0	0
CASTELLANOS Humberto p	0	0	0	0	0	0	0	0	0	0	0	0	0	0	0	0	0	0	0	0
QUINTANA Adam p	0	0	0	0	0	0	0	0	0	0	0	0	0	0	0	0	0	0	0	0
VERDUGO Ryan p	0	0	0	0	0	0	0	0	0	0	0	0	0	0	0	0	0	0	0	0
RIOS Jesus p	0	0	0	0	0	0	0	0	0	0	0	0	0	0	0	0	0	0	0	1
KELLY Justin p	0	0	0	0	0	0	0	0	0	0	0	0	0	0	0	0	0	0	1	0
SALAS Noel p	0	0	0	0	0	0	0	0	0	0	0	0	0	0	0	0	0	0	0	0
Totals	34	10	10	5	3	0	0	3	0	1	1	0	1	7	0	2	1	27	10	2

Netherlands	IP	H	R	ER	BB	SO	WP	HP	BK	IBB	SH	SF	2B	3B	HR	AB	BF	FO	GO	NP
STUIFBERGEN Tom L,0-1	1.0	2	2	1	0	1	0	0	0	0	0	0	0	0	0	5	5	0	2	20
SULBARAN Juancarlos	1.0	1	0	0	0	0	0	0	0	0	0	0	1	0	0	4	4	1	2	20
MARTIS Shairon	1.0	4	2	2	1	0	0	0	0	0	0	0	1	0	0	6	7	0	2	21
KELLY Kevin	1.0	0	0	0	1	1	0	0	0	0	0	0	0	0	0	3	4	2	0	17
HUIJER Lars	1.0	1	0	0	0	1	0	0	0	0	0	0	0	0	0	3	3	0	1	13
BOLSENBROEK Mike	1.0	0	0	0	1	1	0	0	0	0	0	0	0	0	0	3	3	1	1	11
JOSEPHINA Orsen	0.0	1	2	0	1	0	0	0	0	0	0	0	0	0	0	1	2	0	0	7
MARKWELL Diego	0.1	0	1	0	0	1	0	0	0	0	0	0	0	0	0	2	2	0	1	13
VAN GURP Franklin	0.2	0	1	0	0	2	1	1	0	0	0	0	0	0	0	3	4	0	0	16
PLOEGER Jim	1.0	1	2	0	0	0	0	0	0	0	0	1	1	0	0	4	5	1	2	19

Mexico	IP	H	R	ER	BB	SO	WP	HP	BK	IBB	SH	SF	2B	3B	HR	AB	BF	FO	GO	NP
REYES Arturo	3.0	1	0	0	2	5	0	0	0	0	0	0	1	0	0	11	13	1	3	56
BARREDA Manuel W,1-0	1.2	0	0	0	3	1	0	0	0	0	0	0	0	0	0	4	7	1	2	30
CASTELLANOS Humberto	0.1	0	0	0	0	0	0	0	0	0	0	0	0	0	0	1	1	0	1	5
QUINTANA Adam	1.0	0	0	0	1	0	0	0	0	0	0	0	0	0	0	3	4	2	1	10
VERDUGO Ryan	0.2	1	0	0	0	1	0	0	0	0	0	0	0	0	0	3	3	0	1	11
RIOS Jesus	1.0	4	2	2	0	1	0	0	0	0	0	0	0	0	0	7	7	2	0	29
KELLY Justin	0.1	1	0	0	1	0	0	0	0	0	0	0	0	0	0	2	3	0	1	11
SALAS Noel	1.0	0	0	0	0	1	0	0	0	0	0	0	0	0	0	3	3	2	0	9

Umpires: HP-ROBERTS Aaron (CAN), 1B-MACIAS Jeffrey Scott (USA), 2B-TIBABIJO Maikol (COL),
 3B-YAMAGUCHI Tomohisa (JPN)
 Scorers: COGOLLO William (COL), DE LEÓN Andrés (PAN), CUBILLO Juan (NCA),
 TC: FANARA Angelo (ITA), ESTIVENSON Edgar (PAN)

Start: 19:01 Time: 3:17 Attendance: 6895 Weather: Clear, 19°C

GAME SUMMARY - RESULTADO DEL JUEGO 07



VENEZUELA – JAPAN



II Premier12 2019
Nov 05, 2019 at TPE (Taoyuan International Baseball Stadium)

Venezuela.....000 103 000 - 4 10 1
Japan.....000 020 06X - 8 8 0

Venezuela 4

PLAYER	AB	R	H	BI	2B	3B	HR	BB	SB	CS	HP	SH	SF	SO	IBB	KL	GDP	PO	A	E
CASTILLO Ali lf/2b	4	0	1	0	0	0	0	0	0	0	0	0	0	1	0	0	0	2	0	0
FLORES Jeksson 2b	1	0	0	0	0	0	0	0	0	0	0	0	0	0	0	0	0	1	0	0
QUERECUTO Juniel rf	5	0	2	0	0	0	0	0	0	0	0	0	0	1	0	0	0	1	0	0
CASTRO Luis lb	4	0	1	0	0	0	0	0	0	0	0	0	0	1	0	0	0	1	9	0
FUENMAYOR Balbino dh	4	2	2	0	0	0	0	0	0	0	0	0	0	1	0	0	0	0	0	0
GODOY Jose c	3	1	1	0	0	0	1	0	0	0	0	0	0	1	0	0	0	6	0	0
RIVERO Carlos 3b	3	1	1	1	1	0	0	1	0	0	0	0	0	1	0	0	0	0	3	0
BLANCO Andres 2b	4	0	1	0	0	0	0	0	0	0	0	0	0	1	0	0	0	0	2	0
MELENDEZ Manuel lf	0	0	0	0	0	0	0	0	0	0	0	0	0	0	0	0	0	1	0	0
MACHADO Dixon ss	4	0	0	2	0	0	0	0	0	0	0	0	0	1	0	0	0	1	2	1
RODRIGUEZ Herlis cf	4	0	1	1	0	0	0	0	0	0	0	0	0	1	0	0	0	3	1	0
DOUBRONT Felix p	0	0	0	0	0	0	0	0	0	0	0	0	0	0	0	0	0	0	0	0
SOTILLET Andres p	0	0	0	0	0	0	0	0	0	0	0	0	0	0	0	0	0	0	0	0
BRETO Liarvis p	0	0	0	0	0	0	0	0	0	0	0	0	0	0	0	0	0	0	1	0
NAVAS Carlos p	0	0	0	0	0	0	0	0	0	0	0	0	0	0	0	0	0	0	0	0
ESCOBAR Elvis p	0	0	0	0	0	0	0	0	0	0	0	0	0	0	0	0	0	0	0	0
VIZCAYA Anthony p	0	0	0	0	0	0	0	0	0	0	0	0	0	0	0	0	0	0	0	0
SOCOLOVICH Miguel p	0	0	0	0	0	0	0	0	0	0	0	0	0	0	0	0	0	0	0	0
Totals	36	4	10	4	1	0	0	2	0	0	0	0	0	9	0	0	1	24	9	1

Japan 8

PLAYER	AB	R	H	BI	2B	3B	HR	BB	SB	CS	HP	SH	SF	SO	IBB	KL	GDP	PO	A	E
SAKAMOTO Hayato ss	4	1	0	0	0	0	0	0	0	0	0	0	0	2	0	0	0	1	7	0
YAMADA Tetsuto ph/lb	0	1	0	1	0	0	1	0	0	0	0	0	0	0	0	0	0	1	0	0
KIKUCHI Ryosuke 2b	4	1	3	2	1	0	0	1	0	0	0	0	0	0	0	0	0	4	3	0
KONDO Kensuke lf	1	1	0	1	0	0	4	0	0	0	0	0	0	1	1	0	0	0	0	0
SUZUKI Seiya rf	4	0	1	2	0	0	0	0	0	0	0	0	1	2	0	2	0	2	0	0
YOSHIDA Masataka dh	4	0	0	0	0	0	1	0	0	0	0	0	0	1	0	0	0	0	0	0
ASAMURA Hideto lb	3	0	2	0	1	0	0	1	0	0	0	0	0	0	0	0	0	7	0	0
GENDA Sosuke pr/ss	1	1	1	1	0	0	0	0	0	0	0	0	0	0	0	0	0	1	0	0
MARU Yoshihiro cf	3	1	0	1	0	0	0	2	0	0	0	0	0	0	0	0	0	2	0	0
KAI Takuya c	0	0	0	0	0	0	0	0	0	0	0	0	0	0	0	0	0	1	0	0
MATSUDA Nobuhiro 3b	5	0	1	0	0	0	0	0	0	0	0	0	0	0	0	0	0	0	0	0
KOBAYASHI Seiji c	1	1	0	0	0	0	1	0	0	0	0	0	0	0	0	0	0	6	0	0
AIZAWA Tsubasa ph/c	1	0	0	0	0	0	0	1	0	0	0	0	0	0	0	0	0	2	0	0
SHUTO Ukyo pr/cf	0	1	0	0	0	0	0	0	0	0	0	0	0	0	0	0	0	0	0	0
YAMAGUCHI Shun p	0	0	0	0	0	0	0	0	0	0	0	0	0	0	0	0	0	0	1	0
YAMAOKA Taisuke p	0	0	0	0	0	0	0	0	0	0	0	0	0	0	0	0	0	0	0	0
OHTAKE Kan p	0	0	0	0	0	0	0	0	0	0	0	0	0	0	0	0	0	0	0	0
NAKAGAWA Kota p	0	0	0	0	0	0	0	0	0	0	0	0	0	0	0	0	0	0	0	0
KAINO Hiroshi p	0	0	0	0	0	0	0	0	0	0	0	0	0	0	0	0	0	0	0	0
YAMASAKI Yasuaki p	0	0	0	0	0	0	0	0	0	0	0	0	0	0	0	0	0	0	0	0
Totals	31	8	8	8	2	0	0	12	0	0	0	0	1	5	2	2	0	27	11	0

Venezuela	IP	H	R	ER	BB	SO	WP	HP	BK	IBB	SH	SF	2B	3B	HR	AB	BF	FO	GO	NP
DOUBRONT Felix	4.0	1	0	0	3	3	0	0	0	0	0	0	0	0	0	13	16	5	4	68
SOTILLET Andres	0.2	2	2	1	2	0	0	0	0	1	0	0	1	0	0	4	6	0	2	14
BRETO Liarvis	0.2	1	0	0	0	0	0	0	0	0	0	0	1	0	0	3	3	1	1	7
NAVAS Carlos	1.1	2	0	0	0	2	0	0	0	0	0	0	0	0	0	6	6	1	1	21
ESCOBAR Elvis	0.1	0	2	2	2	0	1	0	0	0	0	0	0	0	0	1	3	1	0	14
VIZCAYA Anthony L,0-1	0.1	1	4	4	3	0	0	0	0	0	0	0	0	0	0	2	5	1	0	21
SOCOLOVICH Miguel	0.2	1	0	0	2	0	0	0	0	1	0	1	0	0	0	2	5	1	1	16

Japan	IP	H	R	ER	BB	SO	WP	HP	BK	IBB	SH	SF	2B	3B	HR	AB	BF	FO	GO	NP
YAMAGUCHI Shun	4.0	5	1	1	2	6	0	0	0	0	0	0	0	0	0	16	18	1	4	78
YAMAOKA Taisuke	1.1	3	3	3	0	0	0	0	0	0	0	0	1	0	0	7	7	1	3	26
OHTAKE Kan	0.1	0	0	0	0	0	0	0	0	0	0	0	0	0	0	1	1	0	1	2
NAKAGAWA Kota	1.1	2	0	0	0	1	0	0	0	0	0	0	0	0	0	6	6	0	3	18
KAINO Hiroshi W,1-0	1.0	0	0	0	0	1	0	0	0	0	0	0	0	0	0	3	3	2	0	8
YAMASAKI Yasuaki	1.0	0	0	0	0	1	0	0	0	0	0	0	0	0	0	3	3	1	1	11

Umpires: HP-GOSNEY Jeff (USA), 1B-NIEBLA Jorge (CUB), 2B-HIGGINS Andrew (CAN), 3B-THOMAS Trent (AUS)
Scorers: HORNG Yu-Wei (TPE), CHAN Cindy (HKG), WEN Tim (TPE),
TC: BONILLA Angel (DOM), YANG Charles (TPE), PENA de Morgan (CAN)

Start: 18:07 Time: 3:39 Attendance: 3868 Weather: Cloudy 25°

GAME SUMMARY - RESULTADO DEL JUEGO 08



PUERTO RICO – CHINESE TAIPEI



II Premier12 2019
Nov 05, 2019 at TPE (Taichung Intercontinental Baseball Stadium)

Puerto Rico.....000 010 000 - 1 3 4
Chinese Taipei.....200 031 00X - 6 4 0

Puerto Rico 1

PLAYER	AB	R	H	BI	2B	3B	HR	BB	SB	CS	HP	SH	SF	SO	IBB	KL	GDP	PO	A	E
MARTINEZ Osvaldo ss	3	0	1	0	0	0	0	1	1	0	0	0	0	0	0	0	0	1	1	1
DE JESUS JR Ivan 3b	4	0	0	0	0	0	0	0	0	0	0	0	0	0	0	0	0	1	2	0
GARCIA Anthony rf	4	0	0	0	0	0	0	0	0	0	0	0	0	3	0	0	0	2	0	0
ORTIZ Daniel cf	4	0	0	0	0	0	0	0	0	0	0	0	0	2	0	1	0	2	0	0
GONZALEZ Yariel dh	3	0	0	0	0	0	0	0	0	0	0	0	0	1	0	0	0	0	0	0
DOMINGUEZ Jeffrey 1b	3	1	1	0	1	0	0	0	0	0	0	0	0	0	0	0	0	6	1	0
VALENTIN Jesmuel 2b	3	0	1	1	0	0	0	0	0	0	0	0	0	1	0	0	0	0	2	2
RODRIGUEZ Wilfredo c	3	0	0	0	0	0	0	0	0	0	0	0	0	1	0	1	0	10	0	0
VIDEL David lf	3	0	0	0	0	0	0	0	0	0	0	0	0	1	0	0	0	1	0	0
CRUZ Fernando p	0	0	0	0	0	0	0	0	0	0	0	0	0	0	0	0	0	1	0	1
MARTINEZ Miguel p	0	0	0	0	0	0	0	0	0	0	0	0	0	0	0	0	0	0	0	0
ESCANIO Bryan p	0	0	0	0	0	0	0	0	0	0	0	0	0	0	0	0	0	0	0	0
NIEVES Efraim p	0	0	0	0	0	0	0	0	0	0	0	0	0	0	0	0	0	0	0	0
Totals	30	1	3	1	1	0	0	1	1	0	0	0	0	9	0	2	0	24	6	4

Chinese Taipei 6

PLAYER	AB	R	H	BI	2B	3B	HR	BB	SB	CS	HP	SH	SF	SO	IBB	KL	GDP	PO	A	E
WANG Wei-Chen 3b	4	2	1	0	0	0	0	0	0	0	0	0	0	0	0	0	0	1	2	0
LIN Li 2b	3	2	1	2	0	0	1	0	0	0	0	1	0	1	0	0	0	1	3	0
SU Chih-Chieh lf	3	0	0	1	0	0	0	0	0	0	0	0	1	0	0	0	0	0	0	0
LIN Hung-Yu dh	4	0	0	0	0	0	0	0	0	0	0	0	0	1	0	0	0	0	0	0
CHEN Chun-Hsiu 1b	3	0	0	0	0	0	0	1	0	0	0	0	0	1	0	0	0	8	2	0
JHANG Jin-De c	3	0	0	0	0	0	0	1	0	0	0	0	0	1	0	1	0	9	0	0
WANG Po-Jung rf	3	0	0	0	0	0	0	1	0	0	0	0	0	2	0	0	0	3	0	0
CHANG Chih-Hao cf	3	1	1	0	0	0	0	0	0	0	0	0	0	2	0	0	0	2	0	0
LIN Che-Hsuan ph/cf	1	0	1	0	0	0	0	0	0	0	0	0	0	0	0	0	0	0	0	0
YUEH Tung-Hua ss	2	1	0	0	0	0	0	1	0	0	0	0	0	1	0	0	0	0	3	0
HU Chin-Lung ph	1	0	0	0	0	0	0	0	0	0	0	0	0	1	0	1	0	0	0	0
WANG Sheng-Wei ss	0	0	0	0	0	0	0	0	0	0	0	0	0	0	0	0	0	0	0	0
CHIANG Shao-Ching p	0	0	0	0	0	0	0	0	0	0	0	0	0	0	0	0	0	2	0	0
CHEN Kuan-Yu p	0	0	0	0	0	0	0	0	0	0	0	0	0	0	0	0	0	0	0	0
CHEN Yu-Hsun p	0	0	0	0	0	0	0	0	0	0	0	0	0	0	0	0	0	1	0	0
CHEN Hung-Wen p	0	0	0	0	0	0	0	0	0	0	0	0	0	0	0	0	0	0	0	0
Totals	30	6	4	3	0	0	1	4	0	0	0	1	1	10	0	2	0	27	10	0

Puerto Rico	IP	H	R	ER	BB	SO	WP	HP	BK	IBB	SH	SF	2B	3B	HR	AB	BF	FO	GO	NP
CRUZ Fernando L,0-1	4.0	2	5	2	4	6	0	0	0	0	1	0	0	0	1	15	20	2	4	81
MARTINEZ Miguel	1.2	1	1	0	0	1	0	0	0	0	0	1	0	0	0	7	8	3	1	32
ESCANIO Bryan	1.1	0	0	0	0	0	0	0	0	0	0	0	0	0	0	4	4	2	2	9
NIEVES Efraim	1.0	1	0	0	0	3	0	0	0	0	0	0	0	0	0	4	4	0	0	25

Chinese Taipei	IP	H	R	ER	BB	SO	WP	HP	BK	IBB	SH	SF	2B	3B	HR	AB	BF	FO	GO	NP
CHIANG Shao-Ching W,1-0	6.0	3	1	1	0	5	0	0	0	0	0	0	1	0	0	21	21	5	8	93
CHEN Kuan-Yu	1.0	0	0	0	0	2	0	0	0	0	0	0	0	0	0	3	3	0	1	14
CHEN Yu-Hsun	1.0	0	0	0	0	1	0	0	0	0	0	0	0	0	0	3	3	0	2	11
CHEN Hung-Wen	1.0	0	0	0	1	1	0	0	0	0	0	0	0	0	0	3	4	2	0	17

Umpires: HP-SHIKITA Naoto (JPN), 1B-GREGSON Ray (USA), 2B-PARK Hiyoung (KOR), 3B-IZAGUIRRE Alan (MEX)
Scorers: SANTOS Susana (ESP), SUMI Takuya (JPN), NAKAMURA Fuka (JPN),
TC: MEDINA Pedro (CUB), TODD Andrew (AUS)

Start: 18:40 Time: 2:58 Attendance: 11852 Weather: Clear 22°

GAME SUMMARY - RESULTADO DEL JUEGO 09



PUERTO RICO - JAPAN



II Premier12 2019
Nov 06, 2019 at TPE (Taoyuan International Baseball Stadium)

Puerto Rico.....000 000 000 - 0 4 1
Japan.....004 000 00X - 4 6 0

Puerto Rico 0

PLAYER	AB	R	H	BI	2B	3B	HR	BB	SB	CS	HP	SH	SF	SO	IBB	KL	GDP	PO	A	E
MARTINEZ Osvaldo ss	4	0	1	0	0	0	0	0	0	0	0	0	0	0	0	0	0	1	2	0
DE JESUS JR Ivan dh	4	0	1	0	0	0	0	0	0	0	0	0	0	1	0	0	0	0	0	0
ORTIZ Daniel lf	4	0	0	0	0	0	0	0	0	0	0	0	2	0	0	0	0	2	0	0
GARCIA Anthony rf	4	0	0	0	0	0	0	0	0	0	0	0	0	1	0	0	0	2	0	0
DOMINGUEZ Jeffrey 1b/3b	3	0	1	0	0	0	0	0	0	0	0	0	0	1	0	0	0	7	0	1
VALENTIN Jesmuel 3b	3	0	0	0	0	0	0	0	0	0	0	0	0	0	0	0	0	0	2	0
TORRES Kevin c	0	0	0	0	0	0	0	0	0	0	0	0	0	0	0	0	0	1	0	0
RODRIGUEZ Wilfredo c	2	0	0	0	0	0	0	0	0	0	0	0	0	0	0	0	0	7	0	0
GOMEZ Edwin 1b	1	0	1	0	0	0	0	0	0	0	0	0	0	0	0	0	0	0	0	0
LOPEZ Jack 2b	3	0	0	0	0	0	0	0	0	0	0	0	0	0	0	0	0	1	1	0
GONZALEZ Jay cf	2	0	0	0	0	0	0	1	0	0	0	0	0	1	0	0	0	3	0	0
SOTO Giovanni p	0	0	0	0	0	0	0	0	0	0	0	0	0	0	0	0	0	0	0	0
MALDONADO Ivan p	0	0	0	0	0	0	0	0	0	0	0	0	0	0	0	0	0	0	0	0
ROMAN Orlando p	0	0	0	0	0	0	0	0	0	0	0	0	0	0	0	0	0	0	0	0
Totals	30	0	4	0	0	0	0	1	0	0	0	0	0	6	0	0	1	24	5	1

Japan 4

PLAYER	AB	R	H	BI	2B	3B	HR	BB	SB	CS	HP	SH	SF	SO	IBB	KL	GDP	PO	A	E
YAMADA Tetsuto 1b	3	1	0	0	0	0	0	1	0	0	0	0	0	1	0	0	0	17	0	0
KIKUCHI Ryosuke 2b	4	1	1	0	0	0	0	0	0	0	0	0	0	0	0	0	0	2	4	0
KONDO Kensuke lf	4	1	2	0	0	0	0	0	0	0	0	0	0	2	0	1	0	0	0	0
SHUTO Ukyo pr/lf	0	0	0	0	0	0	0	1	0	0	0	0	0	0	0	0	0	0	0	0
SUZUKI Seiya rf	3	1	1	3	0	0	1	1	1	0	0	0	0	1	0	1	0	1	0	0
ASAMURA Hideto dh	4	0	0	0	0	0	0	0	0	0	0	0	0	1	0	1	0	0	0	0
SAKAMOTO Hayato ss	3	0	2	0	0	0	0	0	0	0	0	0	0	0	0	0	0	0	8	0
MARU Yoshihiro cf	3	0	0	0	0	0	0	0	0	0	0	0	0	2	0	0	0	1	0	0
KAI Takuya c	3	0	0	0	0	0	0	0	0	0	0	0	0	0	0	0	0	6	0	0
MATSUDA Nobuhiro 3b	3	0	0	0	0	0	0	0	0	0	0	0	0	1	0	0	0	0	3	0
TAKAHASHI Rei p	0	0	0	0	0	0	0	0	0	0	0	0	0	0	0	0	0	0	2	0
KAYAMA Shinya p	0	0	0	0	0	0	0	0	0	0	0	0	0	0	0	0	0	0	0	0
OHTAKE Kan p	0	0	0	0	0	0	0	0	0	0	0	0	0	0	0	0	0	0	0	0
YAMAMOTO Yoshinobu p	0	0	0	0	0	0	0	0	0	0	0	0	0	0	0	0	0	0	0	0
YAMASAKI Yasuaki p	0	0	0	0	0	0	0	0	0	0	0	0	0	0	0	0	0	0	0	0
Totals	30	4	6	3	0	0	1	2	2	0	0	0	0	8	0	3	0	27	17	0

Puerto Rico	IP	H	R	ER	BB	SO	WP	HP	BK	IBB	SH	SF	2B	3B	HR	AB	BF	FO	GO	NP
SOTO Giovanni L,0-1	5.0	4	4	4	2	6	0	0	0	0	0	0	0	0	1	19	21	5	4	84
MALDONADO Ivan	2.0	1	0	0	0	1	0	0	0	0	0	0	0	0	0	7	7	4	1	26
ROMAN Orlando	1.0	1	0	0	0	1	0	0	0	0	0	0	0	0	0	4	4	2	0	19

Japan	IP	H	R	ER	BB	SO	WP	HP	BK	IBB	SH	SF	2B	3B	HR	AB	BF	FO	GO	NP
TAKAHASHI Rei W,1-0	6.0	1	0	0	1	3	0	0	0	0	0	0	0	0	0	19	20	1	14	73
KAYAMA Shinya	0.1	0	0	0	0	0	0	0	0	0	0	0	0	0	0	1	1	1	0	4
OHTAKE Kan	0.2	1	0	0	0	1	0	0	0	0	0	0	0	0	0	3	3	0	1	15
YAMAMOTO Yoshinobu	1.0	1	0	0	0	1	0	0	0	0	0	0	0	0	0	3	3	0	1	13
YAMASAKI Yasuaki	1.0	1	0	0	0	1	0	0	0	0	0	0	0	0	0	4	4	1	1	12

Umpires: HP-IZAGUIRRE Alan (MEX), 1B-PARK Hiyoung (KOR), 2B-GREGSON Ray (USA), 3B-ULLOA Michael (ESP)
Scorers: WEN Tim (TPE), HORNG Yu-Wei (TPE), SANTOS Susana (ESP),
TC: YANG Charles (TPE), MEDINA Pedro (CUB)

Start: 18:09 Time: 2:35 Attendance: 4209 Weather: Clear 22°C

GAME SUMMARY - RESULTADO DEL JUEGO 10



CHINESE TAIPEI – VENEZUELA



II Premier12 2019
Nov 06, 2019 at TPE (Taichung Intercontinental Baseball Stadium)

Chinese Taipei.....000 000 201 - 3 6 0
Venezuela.....000 000 000 - 0 5 0

Chinese Taipei 3

PLAYER	AB	R	H	BI	2B	3B	HR	BB	SB	CS	HP	SH	SF	SO	IBB	KL	GDP	PO	A	E
WANG Wei-Chen 3b	4	0	2	1	1	0	0	0	0	0	0	0	0	1	0	0	0	0	2	0
LIN Li 2b	4	0	1	0	0	0	0	0	0	0	0	0	0	2	0	1	0	1	2	0
SU Chih-Chieh lf	4	0	0	0	0	0	0	0	0	0	0	0	0	0	0	0	0	0	0	0
LIN Hung-Yu c	1	0	0	0	0	0	2	0	0	0	0	0	0	0	0	0	0	6	0	0
KAO Yu-Chieh c	1	0	0	0	0	0	0	0	0	0	0	0	0	0	0	0	0	5	0	0
CHEN Chun-Hsiu 1b	4	0	1	0	0	0	0	0	0	0	0	0	2	0	1	1	9	0	0	0
HU Chin-Lung dh	4	1	1	0	0	0	0	1	0	0	0	0	0	0	0	0	0	0	0	0
WANG Po-Jung rf	3	0	0	0	0	0	0	1	0	0	0	0	0	2	0	1	0	3	0	0
CHANG Chih-Hao cf	1	0	0	0	0	0	0	0	0	0	0	0	0	1	0	1	0	2	0	0
LIN Che-Hsuan ph/cf	2	1	0	0	0	0	1	0	0	0	0	0	0	1	0	1	0	0	0	0
YUEH Tung-Hua ss	2	0	0	0	0	0	0	0	0	0	0	0	0	0	0	0	0	0	2	0
CHU Yu-Hsien ph	1	0	1	1	1	0	0	0	0	0	0	0	0	0	0	0	0	0	0	0
WANG Sheng-Wei pr/ss	1	1	0	0	0	0	0	0	0	0	0	0	0	1	0	0	0	0	1	0
CHANG Yi p	0	0	0	0	0	0	0	0	0	0	0	0	0	0	0	0	0	0	1	0
CHEN Kuan-Yu p	0	0	0	0	0	0	0	0	0	0	0	0	0	0	0	0	0	1	0	0
LIN Kai-Wei p	0	0	0	0	0	0	0	0	0	0	0	0	0	0	0	0	0	0	0	0
CHEN Hung-Wen p	0	0	0	0	0	0	0	0	0	0	0	0	0	0	0	0	0	0	0	0
Totals	32	3	6	2	2	0	4	1	0	0	0	0	0	10	0	5	1	27	8	0

Venezuela 0

PLAYER	AB	R	H	BI	2B	3B	HR	BB	SB	CS	HP	SH	SF	SO	IBB	KL	GDP	PO	A	E
CASTILLO Ali 2b	3	0	0	0	0	0	0	1	0	0	0	0	0	1	0	0	0	0	3	0
QUERECUTO Juniel ss	4	0	1	0	0	0	0	0	0	0	0	0	0	0	0	0	0	2	3	0
FUENMAYOR Balbino dh	1	0	0	0	0	0	0	0	0	0	0	0	0	1	0	0	0	0	0	0
PALMA Alexander ph/dh	3	0	0	0	0	0	0	0	0	0	0	0	0	1	0	0	0	0	0	0
RIVERO Carlos 3b	4	0	0	0	0	0	0	0	0	0	0	0	0	1	0	0	0	2	1	0
CASTRO Luis 1b	3	0	0	0	0	0	1	0	0	0	0	0	0	2	0	1	0	7	1	0
RODRIGUEZ Herlis cf	4	0	1	0	0	0	0	0	0	0	0	0	0	0	0	0	0	3	0	0
APODACA Juan c	4	0	0	0	0	0	0	0	0	0	0	0	0	3	0	0	0	10	0	0
RINCONES Diego rf	3	0	2	0	0	0	0	0	0	0	0	0	0	0	0	0	0	1	0	0
FLORES Jecksson pr/rf	0	0	0	0	0	0	0	0	0	0	0	0	0	0	0	0	0	0	0	0
MELENDEZ Manuel lf	3	0	1	0	0	0	0	0	0	0	0	0	0	1	0	0	0	1	0	0
ALVAREZ Henderson p	0	0	0	0	0	0	0	0	0	0	0	0	0	0	0	0	0	0	1	0
BRETO Liarvis p	0	0	0	0	0	0	0	0	0	0	0	0	0	0	0	0	0	0	0	0
ANGULO Argenis p	0	0	0	0	0	0	0	0	0	0	0	0	0	0	0	0	0	0	0	0
MARTINEZ Luis p	0	0	0	0	0	0	0	0	0	0	0	0	0	0	0	0	0	0	0	0
SOCOLOVICH Miguel p	0	0	0	0	0	0	0	0	0	0	0	0	0	0	0	0	0	0	0	0
NAVAS Carlos p	0	0	0	0	0	0	0	0	0	0	0	0	0	0	0	0	0	1	0	0
ALVARADO Cristian p	0	0	0	0	0	0	0	0	0	0	0	0	0	0	0	0	0	0	0	0
Totals	32	0	5	0	0	0	2	0	0	0	0	0	0	10	0	1	0	27	9	0

Chinese Taipei	IP	H	R	ER	BB	SO	WP	HP	BK	IBB	SH	SF	2B	3B	HR	AB	BF	FO	GO	NP
CHANG Yi W,1-0	7.0	4	0	0	2	6	0	0	0	0	0	0	0	0	0	25	27	7	8	102
CHEN Kuan-Yu	0.1	1	0	0	0	0	0	0	0	0	0	0	0	0	0	2	2	1	0	5
LIN Kai-Wei	0.2	0	0	0	0	2	0	0	0	0	0	0	0	0	0	2	2	0	0	8
CHEN Hung-Wen SV,1	1.0	0	0	0	0	2	0	0	0	0	0	0	0	0	0	3	3	1	0	24

Venezuela	IP	H	R	ER	BB	SO	WP	HP	BK	IBB	SH	SF	2B	3B	HR	AB	BF	FO	GO	NP
ALVAREZ Henderson	3.1	3	0	0	3	1	0	0	0	0	0	0	0	0	0	12	15	2	6	63
BRETO Liarvis	0.1	0	0	0	1	0	0	0	0	0	0	0	0	0	0	1	1	0	0	5
ANGULO Argenis	1.1	0	0	0	3	0	0	0	0	0	0	0	0	0	0	4	4	1	0	19
MARTINEZ Luis	1.1	0	0	0	1	0	0	0	0	0	0	0	0	0	0	4	4	2	1	25
SOCOLOVICH Miguel L,0-1	0.1	2	2	2	1	0	0	0	0	0	0	2	0	0	3	4	0	0	0	21
NAVAS Carlos	1.1	0	0	0	2	0	0	0	0	0	0	0	0	0	4	4	0	2	21	
ALVARADO Cristian	1.0	1	1	1	0	1	2	0	0	0	0	0	0	0	4	4	2	0	19	

Umpires: HP-THOMAS Trent (AUS), 1B-VAN GRONINGEN SCHINKEL Stenar (NED), 2B-GOSNEY Jeff (USA), 3B-SHIKITA Naoto (JPN)
Scorers: SUMI Takuya (JPN), NAKAMURA Fuka (JPN), CHAN Cindy (HKG),
TC: TODD Andrew (AUS), DE PENA Morgan (USA), BONILLA Angel (DOM)

Start: 18:32 Time: 3:56 Attendance: 10983 Weather: Cloudy

GAME SUMMARY - RESULTADO DEL JUEGO 11



VENEZUELA – PUERTO RICO



II Premier12 2019
Nov 07, 2019 at TPE (Taichung Intercontinental Baseball Stadium)

Venezuela.....110 012 200 - 7 16 0
Puerto Rico.....000 000 100 - 1 6 0

Venezuela 7

PLAYER	AB	R	H	BI	2B	3B	HR	BB	SB	CS	HP	SH	SF	SO	IBB	KL	GDP	PO	A	E
CASTILLO Ali 2b	5	2	3	0	2	0	0	0	0	0	0	0	0	1	0	1	0	1	3	0
QUERECUTO Juniel lf	5	1	1	0	0	0	0	0	0	0	0	0	0	2	0	0	0	1	0	0
CASTRO Luis dh	5	1	4	2	2	0	0	0	0	0	0	0	0	0	0	0	0	0	0	0
RIVERO Carlos 3b	4	0	0	1	0	0	0	0	0	0	0	0	1	1	0	1	1	1	3	0
GODOY Jose c	5	1	3	0	0	0	0	0	0	0	0	0	0	1	0	1	0	7	1	0
RINCONES Diego rf	4	0	3	1	1	0	0	0	0	0	0	0	0	0	0	0	0	2	0	0
BLANCO Andres lb	4	0	1	0	0	0	0	0	0	0	0	0	0	0	0	0	0	11	0	0
MACHADO Dixon ss	2	1	0	1	0	0	0	1	0	0	0	0	1	0	0	0	0	2	3	0
RODRIGUEZ Herlis cf	4	1	1	2	0	0	1	0	0	0	0	0	2	0	0	0	1	0	0	0
PEREZ Williams p	0	0	0	0	0	0	0	0	0	0	0	0	0	0	0	0	0	0	0	0
JIMENEZ Dedgar p	0	0	0	0	0	0	0	0	0	0	0	0	0	0	0	0	0	1	0	0
SOTILLET Andres p	0	0	0	0	0	0	0	0	0	0	0	0	0	0	0	0	0	0	0	0
SALINAS Jhonleider p	0	0	0	0	0	0	0	0	0	0	0	0	0	0	0	0	0	0	0	0
Totals	38	7	16	7	5	0	1	1	0	0	0	0	2	7	0	3	1	27	10	0

Puerto Rico 1

PLAYER	AB	R	H	BI	2B	3B	HR	BB	SB	CS	HP	SH	SF	SO	IBB	KL	GDP	PO	A	E
MARTINEZ Osvaldo ss	4	0	0	0	0	0	0	0	0	0	0	0	0	1	0	0	0	0	1	0
DE JESUS JR Ivan 3b	3	0	3	0	0	0	0	0	0	0	1	0	0	0	0	0	0	1	1	0
DOMINGUEZ Jeffrey lb	4	0	0	0	0	0	0	0	0	0	0	0	0	1	0	0	1	7	0	0
GONZALEZ Yariel dh	3	1	1	0	0	0	0	1	0	0	0	0	0	0	0	0	0	0	0	0
GARCIA Anthony rf	3	0	0	0	0	0	0	1	0	0	0	0	0	1	0	0	1	5	0	0
ORTIZ Daniel cf	4	0	0	0	0	0	0	0	0	0	0	0	0	3	0	0	0	2	1	0
GOMEZ Edwin lf	4	0	2	1	0	0	0	0	0	0	0	0	0	1	0	0	0	3	0	0
TORRES Kevin c	4	0	0	0	0	0	0	0	0	0	0	0	0	0	0	0	0	8	0	0
MATEO Luis 2b	2	0	0	0	0	0	0	0	0	0	1	0	0	1	0	0	0	1	4	0
CINTRON Luis p	0	0	0	0	0	0	0	0	0	0	0	0	0	0	0	0	0	0	1	0
FLORES Adalberto p	0	0	0	0	0	0	0	0	0	0	0	0	0	0	0	0	0	0	1	0
CABRERA Fernando p	0	0	0	0	0	0	0	0	0	0	0	0	0	0	0	0	0	0	0	0
ROSA Ramesis p	0	0	0	0	0	0	0	0	0	0	0	0	0	0	0	0	0	0	0	0
MUNIZ Freddie p	0	0	0	0	0	0	0	0	0	0	0	0	0	0	0	0	0	0	0	0
MEJIA Miguel p	0	0	0	0	0	0	0	0	0	0	0	0	0	0	0	0	0	0	0	0
Totals	31	1	6	1	0	0	0	2	0	0	2	0	0	8	0	0	2	27	9	0

Venezuela	IP	H	R	ER	BB	SO	WP	HP	BK	IBB	SH	SF	2B	3B	HR	AB	BF	FO	GO	NP
PEREZ Williams W,1-0	5.0	3	0	0	0	5	1	0	0	0	0	0	0	0	0	17	17	4	5	65
JIMENEZ Dedgar	1.2	2	1	1	2	1	0	0	0	0	0	0	0	0	0	7	9	3	1	33
SOTILLET Andres	1.1	0	0	0	0	0	0	2	0	0	0	0	0	0	0	3	5	1	2	17
SALINAS Jhonleider	1.0	1	0	0	0	2	0	0	0	0	0	0	0	0	0	4	4	0	1	13

Puerto Rico	IP	H	R	ER	BB	SO	WP	HP	BK	IBB	SH	SF	2B	3B	HR	AB	BF	FO	GO	NP
CINTRON Luis L,0-1	4.0	6	2	2	1	4	1	0	0	0	0	1	1	0	0	16	18	6	1	61
FLORES Adalberto	1.0	2	1	1	0	1	1	0	0	0	0	0	2	0	0	5	5	1	1	23
CABRERA Fernando	1.0	2	2	2	0	1	0	0	0	0	0	1	0	1	5	5	0	2	14	
ROSA Ramesis	0.1	3	2	2	0	0	0	0	0	0	1	1	0	0	3	4	1	0	12	
MUNIZ Freddie	1.2	2	0	0	0	1	0	0	0	0	0	0	0	0	6	6	2	1	26	
MEJIA Miguel	1.0	1	0	0	0	0	0	0	0	0	0	0	0	0	3	3	0	2	11	

Umpires: HP-NIEBLA Jorge (CUB), 1B-SHIKITA Naoto (JPN), 2B-ULLOA Michael (ESP), 3B-IZAGUIRRE Alan (MEX)
Scorers: NAKAMURA Fuka (JPN), WEN Tim (TPE), HORNG Yu-Wei (TPE),
TC: BONILLA Angel (DOM), YANG Charles (TPE), MEDINA Pedro (CUB)

Start: 12:01 Time: 2:48 Attendance: 618 Weather: Sunny 28°

GAME SUMMARY - RESULTADO DEL JUEGO 12



JAPAN - CHINESE TAIPEI



II Premier12 2019
Nov 07, 2019 at TPE (Taichung Intercontinental Baseball Stadium)

Japan.....202 001 003 - 8 11 1
Chinese Taipei.....000 000 001 - 1 11 1

Japan 8

PLAYER	AB	R	H	BI	2B	3B	HR	BB	SB	CS	HP	SH	SF	SO	IBB	KL	GDP	PO	A	E
YAMADA Tetsuto 1b	5	0	1	0	0	0	0	0	0	0	0	0	0	1	0	1	0	9	1	1
KIKUCHI Ryosuke 2b	4	2	2	0	0	0	0	0	0	0	0	1	0	0	0	0	0	0	6	0
KONDO Kensuke lf	3	1	0	0	0	0	2	0	0	0	0	0	2	0	0	0	1	0	0	0
SHUTO Ukyo pr/lf	0	1	0	0	0	0	0	0	0	0	0	0	0	0	0	0	0	0	0	0
SUZUKI Seiya rf	4	2	3	4	0	1	1	0	1	0	1	0	0	0	0	0	0	1	0	0
YOSHIDA Masataka dh	5	1	1	1	0	0	0	0	0	0	0	0	0	0	0	0	0	0	0	0
SAKAMOTO Hayato ss	4	1	1	0	0	0	0	0	0	0	0	0	0	0	0	0	0	2	0	0
GENDA Sosuke pr/ss	1	0	1	2	0	1	0	0	0	0	0	0	0	0	0	0	0	0	2	0
MARU Yoshihiro cf	5	0	1	1	1	0	0	0	0	0	0	0	1	0	1	0	1	0	0	0
AIZAWA Tsubasa c	3	0	0	0	0	0	1	0	0	0	0	0	1	0	0	0	0	10	0	0
MATSUDA Nobuhiro 3b	3	0	1	0	0	0	0	0	0	0	0	0	0	0	0	0	0	1	1	0
TONOSAKI Shuta ph/3b	1	0	0	0	0	0	0	0	0	0	0	0	0	0	0	0	0	1	0	0
IMANAGA Shota p	0	0	0	0	0	0	0	0	0	0	0	0	0	0	0	0	0	0	0	0
ONO Yudai p	0	0	0	0	0	0	0	0	0	0	0	0	0	0	0	0	0	0	0	0
YAMAOKA Taisuke p	0	0	0	0	0	0	0	0	0	0	0	0	0	0	0	0	0	0	0	0
KAINO Hiroshi p	0	0	0	0	0	0	0	0	0	0	0	0	0	0	0	0	0	0	0	0
KISHI Takayuki p	0	0	0	0	0	0	0	0	0	0	0	0	0	0	0	0	0	0	0	0
YAMAMOTO Yoshinobu p	0	0	0	0	0	0	0	0	0	0	0	0	0	0	0	0	0	1	0	0
Totals	38	8	11	8	1	2	1	3	1	0	1	1	0	5	0	2	0	27	10	1

Chinese Taipei 1

PLAYER	AB	R	H	BI	2B	3B	HR	BB	SB	CS	HP	SH	SF	SO	IBB	KL	GDP	PO	A	E
WANG Wei-Chen 3b	5	0	1	0	0	0	0	0	0	0	0	0	0	0	0	0	0	0	4	0
LIN Li 2b	4	0	1	0	0	0	0	0	0	0	0	0	0	3	0	0	0	3	5	1
JHANG Jin-De ph	1	0	1	1	0	0	0	0	0	0	0	0	0	0	0	0	0	0	0	0
HU Chin-Lung dh	5	0	2	0	0	0	0	0	0	0	0	0	0	0	0	0	0	0	0	0
LIN Hung-Yu c	4	0	2	0	0	0	0	0	0	0	0	0	1	0	1	0	1	4	0	0
KAO Yu-Chieh c	0	0	0	0	0	0	0	0	0	0	0	0	0	0	0	0	0	1	0	0
CHU Yu-Hsien 1b	4	0	0	0	0	0	0	0	0	0	0	0	1	0	0	0	0	11	2	0
SU Chih-Chieh lf	4	0	0	0	0	0	0	0	0	0	0	0	1	0	0	0	0	2	0	0
LIN Che-Hsuan cf	4	0	1	0	0	0	0	0	0	0	0	0	1	0	1	0	0	1	0	0
WANG Po-Jung rf	4	1	2	0	0	0	0	0	0	0	0	0	1	0	0	0	0	1	0	0
WANG Sheng-Wei ss	2	0	0	0	0	0	0	0	0	0	0	0	2	0	1	0	1	1	0	0
YUEH Tung-Hua ph/ss	2	0	1	0	0	0	0	0	0	0	0	0	0	0	0	0	0	1	2	0
LIAO Yi-Chung p	0	0	0	0	0	0	0	0	0	0	0	0	0	0	0	0	0	0	0	0
WANG Tsung-Hao p	0	0	0	0	0	0	0	0	0	0	0	0	0	0	0	0	0	0	0	0
HU Chih-Wei p	0	0	0	0	0	0	0	0	0	0	0	0	0	0	0	0	0	1	0	0
WANG Yao-Lin p	0	0	0	0	0	0	0	0	0	0	0	0	0	0	0	0	0	0	0	0
LIN Kai-Wei p	0	0	0	0	0	0	0	0	0	0	0	0	0	0	0	0	0	1	0	0
CHEN Yu-Hsun p	0	0	0	0	0	0	0	0	0	0	0	0	0	0	0	0	0	0	0	0
Totals	39	1	11	1	0	0	0	0	0	0	0	0	10	0	3	0	0	27	14	1

Japan	IP	H	R	ER	BB	SO	WP	HP	BK	IBB	SH	SF	2B	3B	HR	AB	BF	FO	GO	NP
IMANAGA Shota	3.0	4	0	0	0	4	0	0	0	0	0	0	0	0	0	14	14	3	2	64
ONO Yudai W,1-0	2.0	4	0	0	0	3	0	0	0	0	0	0	0	0	0	10	10	1	2	44
YAMAOKA Taisuke	1.0	1	0	0	0	1	0	0	0	0	0	0	0	0	0	4	4	1	1	16
KAINO Hiroshi	1.0	0	0	0	0	2	0	0	0	0	0	0	0	0	0	3	3	0	1	10
KISHI Takayuki	1.0	0	0	0	0	0	0	0	0	0	0	0	0	0	0	3	3	0	3	8
YAMAMOTO Yoshinobu	1.0	2	1	1	0	0	0	0	0	0	0	0	0	0	0	5	5	1	2	14
Chinese Taipei	IP	H	R	ER	BB	SO	WP	HP	BK	IBB	SH	SF	2B	3B	HR	AB	BF	FO	GO	NP
LIAO Yi-Chung L,0-1	2.0	2	2	2	1	0	1	0	0	0	0	0	1	0	8	9	3	3	32	
WANG Tsung-Hao	1.0	2	2	2	0	1	0	0	0	0	0	0	0	1	5	5	1	1	22	
HU Chih-Wei	3.2	3	1	0	1	3	0	1	0	0	1	0	1	0	14	17	2	6	70	
WANG Yao-Lin	1.1	1	0	0	0	0	0	0	0	0	0	0	0	5	5	1	3	18		
LIN Kai-Wei	0.1	1	2	2	1	0	0	1	0	0	0	0	0	2	3	0	1	13		
CHEN Yu-Hsun	0.2	2	1	1	0	1	0	0	0	0	0	0	1	0	4	4	0	1	9	

Umpires: HP-GREGSON Ray (USA), 1B-GOSNEY Jeff (USA), 2B-VAN GRONINGEN SCHINKEL Stenar (NED),
3B-HIGGINS Andrew (CAN)
Scorers: CHAN Cindy (HKG), SANTOS Susana (ESP), SUMI Takuya (JPN),
TC: TODD Andrew (AUS), DE PENA Morgan (USA)

Start: 18:30 Time: 3:37 Attendance: 20465 Weather: Cloudy 24°C

GAME SUMMARY - RESULTADO DEL JUEGO 13



CANADA – CUBA



II Premier12 2019
Nov 06, 2019 at KOR, (Gocheok Sky Dome)

Canada.....000 100 020 - 3 6 2
Cuba.....000 000 000 - 0 2 1

Canada 3

PLAYER	AB	R	H	BI	2B	3B	HR	BB	SB	CS	HP	SH	SF	SO	IBB	KL	GDP	PO	A	E
POMPEY Dalton cf	4	0	1	0	0	0	0	1	0	1	0	0	0	0	0	0	0	1	0	0
DARVILL Wesley ss	3	1	0	0	0	0	0	1	0	0	1	0	0	2	0	0	0	1	2	2
WOOD Eric 3b	3	2	2	0	1	0	0	2	0	0	0	0	1	0	1	0	0	0	1	0
SAUNDERS Michael rf	3	0	1	1	0	0	0	1	0	0	0	1	0	1	0	0	0	0	0	0
LEBLANC Charles 2b	3	0	0	0	0	0	0	1	0	0	0	0	0	2	1	0	0	1	4	0
MALO Jonathan 2b	1	0	0	0	0	0	0	0	0	0	0	0	0	0	0	0	0	0	0	0
LENNERTON Jordan 1b	4	0	0	0	0	0	0	0	0	0	0	0	0	2	0	0	0	12	0	0
POMPEY Tristan lf	1	0	0	1	0	0	0	2	0	0	1	0	0	1	0	0	0	0	0	0
TOSONI Rene dh	3	0	1	1	0	0	0	1	0	0	0	0	0	1	0	0	0	0	0	0
DEGLAN Kellin c	4	0	1	0	0	0	0	0	0	0	0	0	0	2	0	0	0	12	2	0
AUMONT Phillippe p	0	0	0	0	0	0	0	0	0	0	0	0	0	0	0	0	0	0	2	0
MATHIESON Scott p	0	0	0	0	0	0	0	0	0	0	0	0	0	0	0	0	0	0	0	0
Totals	29	3	6	3	1	0	0	9	0	1	2	1	0	12	1	1	0	27	11	2

Cuba 0

PLAYER	AB	R	H	BI	2B	3B	HR	BB	SB	CS	HP	SH	SF	SO	IBB	KL	GDP	PO	A	E
SANTOS Roel cf	4	0	0	0	0	0	0	0	1	0	0	0	0	0	0	0	0	4	2	0
ARRUEBARRUENA Erisbe ss	4	0	0	0	0	0	0	0	0	0	0	0	0	3	0	0	0	2	1	1
GRACIAL Yurisbel rf	4	0	0	0	0	0	0	0	0	0	0	0	0	2	0	0	0	1	0	0
DESPAIGNE Alfredo dh	4	0	0	0	0	0	0	0	0	0	0	0	0	2	0	0	0	0	0	0
CEPEDA Frederich lf	4	0	0	0	0	0	0	0	0	0	0	0	0	4	0	1	0	0	0	0
AYALA Alexander 3b	3	0	0	0	0	0	0	0	0	0	0	0	0	0	0	0	0	2	1	0
SAMON Yordanis 1b	2	0	1	0	0	0	0	1	0	0	0	0	0	0	0	0	0	4	1	0
SAAVEDRA Willian pr/lb	0	0	0	0	0	0	0	0	0	0	0	0	0	0	0	0	0	0	0	0
ALARCON Yosvany c	2	0	1	0	0	0	0	0	0	0	0	1	0	0	0	0	0	13	1	0
PRIETO Cesar 2b	2	0	0	0	0	0	0	0	0	0	0	0	0	1	0	0	0	0	2	0
GONZALEZ Raul ph/2b	1	0	0	0	0	0	0	0	0	0	0	0	0	0	0	0	0	0	0	0
VIERA Carlos p	0	0	0	0	0	0	0	0	0	0	0	0	0	0	0	0	0	1	0	0
RODRIGUEZ Yariel p	0	0	0	0	0	0	0	0	0	0	0	0	0	0	0	0	0	0	0	0
MOINELO Livan p	0	0	0	0	0	0	0	0	0	0	0	0	0	0	0	0	0	0	0	0
RODRIGUEZ Andy p	0	0	0	0	0	0	0	0	0	0	0	0	0	0	0	0	0	0	0	0
GARCIA Vladimir p	0	0	0	0	0	0	0	0	0	0	0	0	0	0	0	0	0	0	0	0
RODRIGUEZ Yudiel p	0	0	0	0	0	0	0	0	0	0	0	0	0	0	0	0	0	0	0	0
Totals	30	0	2	0	0	0	0	1	1	0	0	1	0	12	0	1	0	27	8	1

Canada	IP	H	R	ER	BB	SO	WP	HP	BK	IBB	SH	SF	2B	3B	HR	AB	BF	FO	GO	NP
AUMONT Phillippe W,1-0	8.0	2	0	0	1	9	0	0	0	0	1	0	0	0	0	26	28	3	12	95
MATHIESON Scott SV,1	1.0	0	0	0	0	3	0	0	0	0	0	0	0	0	0	4	4	0	0	18
Cuba	IP	H	R	ER	BB	SO	WP	HP	BK	IBB	SH	SF	2B	3B	HR	AB	BF	FO	GO	NP
VIERA Carlos L,0-1	5.1	3	1	1	4	7	0	1	0	0	0	0	1	0	0	17	22	3	4	85
RODRIGUEZ Yariel	1.2	1	0	0	0	4	0	0	0	0	0	0	0	0	0	6	6	0	1	33
MOINELO Livan	0.2	1	2	2	3	0	0	1	0	1	1	0	0	0	0	2	7	1	1	23
RODRIGUEZ Andy	0.1	1	0	0	1	1	0	0	0	0	0	0	0	0	0	2	3	0	0	12
GARCIA Vladimir	0.0	0	0	0	1	0	0	0	0	0	0	0	0	0	0	0	1	0	0	5
RODRIGUEZ Yudiel	1.0	0	0	0	0	0	0	0	0	0	0	0	0	0	0	2	2	2	0	7

Umpires: HP-YOSHIMOTO Fumihiro (JPN), 1B-MENDOZA Jairo (NCA), 2B-CHI Hua-Wen (TPE),
3B-SPERA Alessandro (ITA)
Scorers: MOLONEY Jennie (AUS), WONG Pak Wah (HKG), SUN Xiaojun (CHN),
TC: BURGOS CALLES Enrique (PAN), GOSSTRAY Narelle (AUS)

Start: 12:01 Time: 3:16 Attendance: 250 Weather: Dome 22°

GAME SUMMARY - RESULTADO DEL JUEGO 14



AUSTRALIA – KOREA



II Premier12 2019
Nov 06, 2019 at TPE (Gocheok Sky Dome)

Australia.....000 000 000 - 0 1 1
Korea.....021 001 01X - 5 7 0

Australia 0

PLAYER	AB	R	H	BI	2B	3B	HR	BB	SB	CS	HP	SH	SF	SO	IBB	KL	GDP	PO	A	E
WHITEFIELD Aaron cf	3	0	0	0	0	0	0	0	0	0	0	0	0	2	0	1	0	3	0	0
DUTTON Wade ph	1	0	0	0	0	0	0	0	0	0	0	0	0	1	0	0	0	0	0	0
GLENDINNING Robert 2b	3	0	1	0	0	0	0	0	0	0	0	0	0	1	0	1	0	2	3	0
KENNELLY Timothy rf	3	0	0	0	0	0	0	0	0	0	0	0	0	1	0	0	0	1	0	0
NILSSON Mitchell dh	3	0	0	0	0	0	0	0	0	0	0	0	0	2	0	0	0	0	0	0
HUGHES Luke lb	2	0	0	0	0	0	0	0	0	0	0	0	0	1	0	0	0	8	1	1
SUTHERLAND David ph/lb	1	0	0	0	0	0	0	0	0	0	0	0	0	0	0	0	0	0	0	0
WADE Logan ss	3	0	0	0	0	0	0	0	0	0	0	0	0	1	0	0	0	2	4	0
GEORGE Darryl 3b	3	0	0	0	0	0	0	0	0	0	0	0	0	1	0	0	0	1	5	0
KANDILAS David lf	2	0	0	0	0	0	0	0	0	0	0	0	0	0	0	0	0	1	0	0
CAMPBELL Andrew lf	1	0	0	0	0	0	0	0	0	0	0	0	0	0	0	0	0	1	0	0
BATTAGLIA Ryan c	1	0	0	0	0	0	0	0	0	0	0	0	0	1	0	0	0	0	0	0
DE SAN MIGUEL Allan c	1	0	0	0	0	0	0	0	0	0	0	0	0	0	0	0	0	3	0	0
PERKINS Robert c	1	0	0	0	0	0	0	0	0	0	0	0	0	1	0	0	0	1	0	0
ATHERTON Timothy p	0	0	0	0	0	0	0	0	0	0	0	0	0	0	0	0	0	0	0	0
KENT Steven p	0	0	0	0	0	0	0	0	0	0	0	0	0	0	0	0	0	0	0	0
HOLLAND Samuel p	0	0	0	0	0	0	0	0	0	0	0	0	0	0	0	0	0	1	0	0
VAN STEENSEL Todd p	0	0	0	0	0	0	0	0	0	0	0	0	0	0	0	0	0	0	0	0
SCHMIDT Daniel p	0	0	0	0	0	0	0	0	0	0	0	0	0	0	0	0	0	0	0	0
STREET Sam p	0	0	0	0	0	0	0	0	0	0	0	0	0	0	0	0	0	0	0	0
WILKINS Luke p	0	0	0	0	0	0	0	0	0	0	0	0	0	0	0	0	0	0	0	0
Totals	28	0	1	0	0	0	0	0	0	0	0	0	0	12	0	2	0	24	13	1

Korea 5

PLAYER	AB	R	H	BI	2B	3B	HR	BB	SB	CS	HP	SH	SF	SO	IBB	KL	GDP	PO	A	E
PARK Min Woo 2b	4	0	0	0	0	0	0	0	0	0	1	0	0	0	0	0	0	0	1	0
KIM Ha Seong ss	2	1	0	0	0	0	0	3	1	0	0	0	0	0	0	0	0	0	3	0
LEE Jung-Hoo cf	4	0	2	1	2	0	0	1	0	0	0	0	0	0	0	0	0	3	0	0
PARK Byunggho lb	5	0	0	0	0	0	0	0	0	0	0	0	0	3	0	0	0	9	0	0
KIM Jaehwan dh	1	1	0	0	0	0	0	2	0	0	0	0	0	0	0	0	0	0	0	0
KIM Sangsu pr	0	1	0	0	0	0	0	0	0	0	0	0	0	0	0	0	0	0	0	0
KANG Baekho ph	0	0	0	0	0	0	0	1	0	0	0	0	0	0	0	0	0	0	0	0
PARK Kunwoo pr/rf	0	0	0	0	0	0	0	0	0	0	0	0	0	0	0	0	0	0	0	0
YANG Euiji c	4	0	0	0	0	0	0	0	0	0	0	0	0	1	0	0	0	8	2	0
PARK Seihyok c	0	0	0	0	0	0	0	0	0	0	0	0	0	0	0	0	0	2	0	0
KIM Hyunsoo lf	3	1	2	1	0	0	0	1	0	0	0	0	0	0	0	0	0	2	0	0
MIN Byunghun rf	4	0	1	1	1	0	0	0	0	0	0	0	0	0	0	0	0	2	0	0
WON Jonghyan p	0	0	0	0	0	0	0	0	0	0	0	0	0	0	0	0	0	0	0	0
HUR Kyoungmin 3b	3	0	2	1	0	0	0	0	0	0	1	0	0	0	0	0	0	1	1	0
HWANG Jaegyun pr/3b	0	1	0	0	0	0	0	0	0	0	0	0	0	0	0	0	0	0	0	0
YANG Hyeonjong p	0	0	0	0	0	0	0	0	0	0	0	0	0	0	0	0	0	0	1	0
LEE Youngha p	0	0	0	0	0	0	0	0	0	0	0	0	0	0	0	0	0	0	1	0
LEE Yongchan p	0	0	0	0	0	0	0	0	0	0	0	0	0	0	0	0	0	0	0	0
Totals	30	5	7	4	3	0	0	8	1	0	2	0	0	4	0	0	0	27	9	0

Australia	IP	H	R	ER	BB	SO	WP	HP	BK	IBB	SH	SF	2B	3B	HR	AB	BF	FO	GO	NP
ATHERTON Timothy L,0-1	2.0	3	2	2	1	0	0	0	0	0	0	0	2	0	0	9	10	2	4	38
KENT Steven	1.0	1	1	0	1	0	0	0	0	0	0	0	1	0	0	3	4	0	2	18
HOLLAND Samuel	2.0	1	0	0	1	1	0	0	0	0	0	0	0	0	0	7	8	3	2	34
VAN STEENSEL Todd	2.0	2	1	1	3	2	0	0	0	0	0	0	0	0	0	8	11	2	2	45
SCHMIDT Daniel	0.2	0	0	0	0	0	0	0	0	0	0	0	0	0	0	2	2	2	0	8
STREET Sam	0.0	0	1	1	2	0	0	2	0	0	0	0	0	0	0	4	0	0	0	18
WILKINS Luke	0.1	0	0	0	0	1	0	0	0	0	0	0	0	0	0	1	1	0	0	4

Korea	IP	H	R	ER	BB	SO	WP	HP	BK	IBB	SH	SF	2B	3B	HR	AB	BF	FO	GO	NP
YANG Hyeonjong W,1-0	6.0	1	0	0	0	10	1	0	0	0	0	0	0	0	0	19	19	6	2	67
LEE Youngha	1.0	0	0	0	0	0	0	0	0	0	0	0	0	0	0	3	3	0	3	7
LEE Yongchan	1.0	0	0	0	0	0	0	0	0	0	0	0	0	0	0	3	3	1	2	9
WON Jonghyan	1.0	0	0	0	0	2	0	0	0	0	0	0	0	0	0	3	3	1	0	15

Umpires: HP-DEL PUERTO Jose (MEX), 1B-POLANCO Domingo (DOM), 2B-SILVA Saiya (VEN), 3B-ISHIYAMA Tomoya (JPN)
Scorers: SHIN Jungsub (KOR), MOLONEY Jennie (AUS), WONG Pak Wah (HKG),
TC: ASO Koji (JPN), MARCOS Frank (USA)
Start: 18:00 Time: 2:50 Attendance: 5899 Weather: Dome 22°

GAME SUMMARY - RESULTADO DEL JUEGO 15



AUSTRALIA - CUBA



II Premier12 2019
Nov 07, 2019 at TPE (Gocheok Sky Dome)

Australia.....000 002 000 0 - 2 7 0
Cuba.....000 020 000 1 - 3 7 0

Australia 2

PLAYER	AB	R	H	BI	2B	3B	HR	BB	SB	CS	HP	SH	SF	SO	IBB	KL	GDP	PO	A	E
KENNELLY Timothy rf	5	1	2	1	0	0	1	0	0	0	0	0	0	1	0	0	0	1	0	0
CAMPBELL Andrew lf	4	0	1	0	0	0	0	0	0	0	0	0	0	1	0	0	0	1	0	0
KANDILAS David ph/lf	1	0	0	0	0	0	0	0	0	0	0	0	0	0	0	0	0	1	0	0
GLENDINNING Robert 2b	3	1	1	0	0	0	0	2	0	0	0	0	0	2	0	2	0	2	1	0
NILSSON Mitchell dh	4	0	0	0	0	0	0	1	0	0	0	0	0	4	0	3	0	0	0	0
WHITEFIELD Aaron cf	4	0	1	0	0	1	0	0	0	0	0	0	1	0	0	0	0	6	0	0
WADE Logan ss	4	0	2	1	0	0	0	0	0	0	0	0	0	0	0	0	0	1	3	0
GEORGE Darryl 3b	3	0	0	0	0	0	0	1	0	0	0	0	0	2	0	0	0	1	1	0
SUTHERLAND David 1b	3	0	0	0	0	0	0	0	0	0	0	0	1	0	0	0	0	7	0	0
DUTTON Wade ph/lb	0	0	0	0	0	0	0	0	0	0	0	1	0	0	0	0	0	0	0	0
PERKINS Robert c	2	0	0	0	0	0	0	0	0	0	0	0	0	1	0	0	0	6	0	0
DE SAN MIGUEL Allan c	2	0	0	0	0	0	0	0	0	0	0	0	1	0	0	0	0	3	0	0
GUYER Joshua p	0	0	0	0	0	0	0	0	0	0	0	0	0	0	0	0	0	0	2	0
MOYLAN Peter p	0	0	0	0	0	0	0	0	0	0	0	0	0	0	0	0	0	0	2	0
SEARLE Ryan p	0	0	0	0	0	0	0	0	0	0	0	0	0	0	0	0	0	0	0	0
TOLS Joshua p	0	0	0	0	0	0	0	0	0	0	0	0	0	0	0	0	0	0	0	0
WILKINS Luke p	0	0	0	0	0	0	0	0	0	0	0	0	0	0	0	0	0	0	0	0
Totals	35	2	7	2	0	1	1	4	0	0	0	1	0	14	0	5	0	29	9	0

Cuba 3

PLAYER	AB	R	H	BI	2B	3B	HR	BB	SB	CS	HP	SH	SF	SO	IBB	KL	GDP	PO	A	E
SANTOS Roel cf	4	0	2	0	0	0	0	0	0	0	0	1	0	2	0	1	0	3	0	0
GONZALEZ Raul 2b	3	0	1	0	0	0	0	0	0	0	0	1	0	0	0	0	0	0	2	0
PRIETO Cesar pr/2b	0	0	0	0	0	0	0	0	0	0	0	0	0	0	0	0	0	1	0	0
SAAVEDRA Willian ph	1	0	0	0	0	0	0	0	0	0	0	0	0	0	0	0	0	0	0	0
GRACIAL Yurisbel rf	4	0	0	1	0	0	0	0	0	0	0	0	1	1	0	0	0	3	1	0
DESPAIGNE Alfredo dh	4	0	1	0	0	0	0	0	0	0	0	0	0	1	0	0	0	0	0	0
CEPEDA Frederich lf	3	1	0	0	0	0	0	1	0	0	0	0	0	1	0	0	0	1	0	0
GUIBERT Yoelkis lf	0	0	0	0	0	0	0	0	0	0	0	0	0	0	0	0	0	0	0	0
AYALA Alexander 3b	3	1	0	0	0	0	0	1	0	0	0	0	0	1	0	0	0	1	1	0
SAMON Yordanis 1b	4	0	3	1	0	0	0	0	0	0	0	0	0	0	0	0	0	3	0	0
ALARCON Yosvany c	4	1	0	1	0	0	0	0	0	0	0	0	1	1	0	1	0	16	0	0
ARRUEBARRUENA Erisbe ss	4	0	0	0	0	0	0	0	0	0	0	0	0	2	0	1	0	1	0	0
BANOS Bladimir p	0	0	0	0	0	0	0	0	0	0	0	0	0	0	0	0	0	0	0	0
BLANCO Lazaro p	0	0	0	0	0	0	0	0	0	0	0	0	0	0	0	0	0	1	0	0
ALVAREZ Freddy p	0	0	0	0	0	0	0	0	0	0	0	0	0	0	0	0	0	0	1	0
MARTINEZ Raidel p	0	0	0	0	0	0	0	0	0	0	0	0	0	0	0	0	0	0	0	0
MOINELO Livan p	0	0	0	0	0	0	0	0	0	0	0	0	0	0	0	0	0	0	0	0
Totals	34	3	7	3	0	0	0	2	0	0	0	2	1	9	0	3	0	30	5	0

Australia	IP	H	R	ER	BB	SO	WP	HP	BK	IBB	SH	SF	2B	3B	HR	AB	BF	FO	GO	NP
GUYER Joshua	4.0	1	2	2	1	5	0	0	0	0	0	0	0	0	0	13	14	4	3	67
MOYLAN Peter	3.0	3	0	0	0	3	0	0	0	0	1	0	0	0	0	11	12	1	5	35
SEARLE Ryan	2.0	3	0	0	1	1	1	0	0	0	0	0	0	0	0	9	10	4	1	39
TOLS Joshua L,0-1	0.0	0	1	0	0	0	0	0	0	0	1	0	0	0	0	0	1	0	1	1
WILKINS Luke	0.2	0	0	0	0	0	0	0	0	0	0	1	0	0	0	1	2	2	0	4

Cuba	IP	H	R	ER	BB	SO	WP	HP	BK	IBB	SH	SF	2B	3B	HR	AB	BF	FO	GO	NP
BANOS Bladimir	0.0	2	0	0	1	0	0	0	0	0	0	0	0	0	0	2	3	0	0	13
BLANCO Lazaro	5.1	3	2	2	1	7	0	0	0	0	0	0	1	1	18	19	5	3	81	
ALVAREZ Freddy	1.2	1	0	0	0	1	0	0	0	0	0	0	0	0	0	6	6	3	1	16
MARTINEZ Raidel	1.0	1	0	0	2	3	0	0	0	0	0	0	0	0	0	4	6	0	0	26
MOINELO Livan W,1-0	2.0	0	0	0	0	3	0	0	0	0	1	0	0	0	0	5	6	2	1	21

Umpires: HP-CHI Hua-Wen (TPE), 1B-SILVA Saiya (VEN), 2B-SPERA Alessandro (ITA), 3B-YOSHIMOTO Fumihiro (JPN)
Scorers: WONG Pak Wah (HKG), SUN Xiaojun (CHN), SHIN Jungsub (KOR),
TC: BURGOS CALLES Enrique (PAN), MARCOS Frank (USA)

Start: 12:00 Time: 3:15 Attendance: 252 Weather: Dome 22°

GAME SUMMARY - RESULTADO DEL JUEGO 16



KOREA - CANADA



II Premier12 2019
Nov 07, 2019 at TPE (Gocheok Sky Dome)

Korea.....000 002 001 - 3 8 0
Canada.....000 000 010 - 1 3 0

Korea 3

PLAYER	AB	R	H	BI	2B	3B	HR	BB	SB	CS	HP	SH	SF	SO	IBB	KL	GDP	PO	A	E
MIN Byunghun rf	4	1	2	0	0	0	0	0	1	0	0	0	0	2	0	0	0	1	0	0
PARK Min Woo pr/2b	1	0	1	1	0	0	0	0	1	0	0	0	0	0	0	0	0	0	1	0
KIM Ha Seong ss	3	1	1	0	0	0	0	1	0	0	0	1	0	2	0	1	0	1	3	0
LEE Jung-Hoo cf	3	0	1	0	0	0	0	1	0	0	0	0	0	0	1	0	0	2	0	0
PARK Byungcho 1b	3	0	0	0	0	0	0	1	0	0	0	0	0	2	0	0	0	7	0	0
KIM Jaehwan dh	4	0	1	2	0	0	0	0	0	0	0	0	0	0	0	0	0	0	0	0
YANG Euiji c	4	0	0	0	0	0	0	0	0	0	0	0	0	0	0	0	0	12	0	0
KIM Hyunsoo lf	4	1	1	0	1	0	0	0	0	0	0	0	0	1	0	0	0	1	0	0
HWANG Jaegyun 3b	3	0	0	0	0	0	0	0	0	0	0	0	0	0	0	0	0	2	1	0
HUR Kyoungmin 3b	1	0	1	0	0	0	0	0	0	0	0	0	0	0	0	0	0	0	1	0
KIM Sangsu 2b	2	0	0	0	0	0	0	1	0	0	0	0	0	1	0	1	0	1	2	0
PARK Kunwoo rf	1	0	0	0	0	0	0	0	0	0	0	0	0	1	0	0	0	0	0	0
KIM Kwanghyun p	0	0	0	0	0	0	0	0	0	0	0	0	0	0	0	0	0	0	1	0
CHA Woochan p	0	0	0	0	0	0	0	0	0	0	0	0	0	0	0	0	0	0	0	0
HAM Deokju p	0	0	0	0	0	0	0	0	0	0	0	0	0	0	0	0	0	0	0	0
CHO Sangwoo p	0	0	0	0	0	0	0	0	0	0	0	0	0	0	0	0	0	0	0	0
Totals	33	3	8	3	1	0	0	4	2	0	0	1	0	9	1	2	0	27	9	0

Canada 1

PLAYER	AB	R	H	BI	2B	3B	HR	BB	SB	CS	HP	SH	SF	SO	IBB	KL	GDP	PO	A	E
POMPEY Dalton cf	4	1	1	0	0	0	0	0	0	0	0	0	0	1	0	0	0	2	0	0
DARVILL Wesley ss	4	0	1	1	1	0	0	0	0	0	0	0	0	2	0	0	0	1	6	0
WOOD Eric 3b	3	0	0	0	0	0	0	1	0	0	0	0	0	1	0	0	0	2	1	0
SAUNDERS Michael rf	4	0	0	0	0	0	0	0	0	0	0	0	0	3	0	0	0	2	0	0
LEBLANC Charles 2b	3	0	0	0	0	0	0	0	0	0	0	0	0	2	0	1	0	3	0	0
PANAS Connor ph	1	0	0	0	0	0	0	0	0	0	0	0	0	0	0	0	0	0	0	0
LENNERTON Jordan 1b	3	0	1	0	0	0	0	1	0	0	0	0	0	1	0	0	0	5	1	0
POMPEY Tristan lf	3	0	0	0	0	0	0	1	0	0	0	0	0	0	0	0	0	1	0	0
TOSONI Rene dh	2	0	0	0	0	0	0	0	0	0	0	0	0	0	0	0	0	0	0	0
ORIMOLOYE Demi ph	1	0	0	0	0	0	0	0	0	0	0	0	0	1	0	1	0	0	0	0
HOULE Dustin c	2	0	0	0	0	0	0	1	0	0	0	0	0	1	0	0	0	9	0	0
ZASTRYZNY Robert p	0	0	0	0	0	0	0	0	0	0	0	0	0	0	0	0	0	0	0	0
LEROUX Christopher p	0	0	0	0	0	0	0	0	0	0	0	0	0	0	0	0	0	2	0	0
MCAFFER William p	0	0	0	0	0	0	0	0	0	0	0	0	0	0	0	0	0	0	1	0
RUTCKYJ Evan p	0	0	0	0	0	0	0	0	0	0	0	0	0	0	0	0	0	0	0	0
MOLLEKEN Dustin p	0	0	0	0	0	0	0	0	0	0	0	0	0	0	0	0	0	0	0	0
Totals	30	1	3	1	1	0	0	4	0	0	0	0	0	12	0	2	0	27	9	0

Korea	IP	H	R	ER	BB	SO	WP	HP	BK	IBB	SH	SF	2B	3B	HR	AB	BF	FO	GO	NP
KIM Kwanghyun W,1-0	6.0	1	0	0	2	7	0	0	0	0	0	0	0	0	0	19	21	5	6	77
CHA Woochan	1.0	0	0	0	2	2	0	0	0	0	0	0	0	0	0	3	5	0	1	22
HAM Deokju	0.1	2	1	1	0	1	0	0	0	0	0	0	1	0	0	3	3	0	0	18
CHO Sangwoo SV,1	1.2	0	0	0	0	2	0	0	0	0	0	0	0	0	0	5	5	1	2	24

Canada	IP	H	R	ER	BB	SO	WP	HP	BK	IBB	SH	SF	2B	3B	HR	AB	BF	FO	GO	NP
ZASTRYZNY Robert L,0-1	5.1	3	2	2	2	7	0	0	0	0	0	0	0	0	0	18	20	4	4	87
LEROUX Christopher	1.2	1	0	0	1	0	0	0	0	0	0	0	0	0	0	6	7	2	3	26
MCAFFER William	0.2	1	0	0	1	0	0	0	0	1	1	0	0	0	0	2	4	1	1	8
RUTCKYJ Evan	0.1	0	0	0	0	0	0	0	0	0	0	0	0	0	0	1	1	0	1	2
MOLLEKEN Dustin	1.0	3	1	1	0	2	0	0	0	0	0	0	1	0	0	6	6	1	0	20

Umpires: HP-MENDOZA Jairo (NCA), 1B-DEL PUERTO Jose (MEX), 2B-ISHIYAMA Tomoya (JPN),
3B-POLANCO Domingo (DOM)
Scorers: SUN Xiaojun (CHN), MOLONEY Jennie (AUS), SHIN Jungsub (KOR),
TC: GOSSTRAY Narelle (AUS), ASO Koji (JPN)

Start: 19:00 Time: 3:15 Attendance: 6000 Weather: Dome

GAME SUMMARY - RESULTADO DEL JUEGO 17



CANADA – AUSTRALIA



II Premier12 2019
Nov 08, 2019 at JPN, KOR, MEX, TPE (Gocheok Sky Dome)

Canada.....010 000 000 - 1 4 1
Australia.....100 000 02X - 3 4 0

Canada 1

PLAYER	AB	R	H	BI	2B	3B	HR	BB	SB	CS	HP	SH	SF	SO	IBB	KL	GDP	PO	A	E
POMPEY Dalton cf	4	0	0	0	0	0	0	0	0	0	0	0	0	1	0	0	0	2	0	0
DARVILL Wesley ss	4	0	0	0	0	0	0	0	0	0	0	0	0	2	0	0	0	0	1	1
WOOD Eric 3b	3	0	1	0	0	0	0	1	0	0	0	0	0	1	0	0	0	1	1	0
SAUNDERS Michael rf	3	0	0	0	0	0	0	1	0	0	0	0	0	1	0	0	0	2	0	0
POMPEY Tristan lf	3	1	1	0	1	0	0	1	0	0	0	0	0	1	0	0	0	2	0	0
LENNERTON Jordan 1b	4	0	0	0	0	0	0	0	0	0	0	0	0	1	0	1	1	6	1	0
LEBLANC Charles 2b	3	0	1	0	0	0	0	0	0	0	0	0	0	1	0	0	0	3	4	0
PANAS Connor ph	0	0	0	0	0	0	0	1	0	0	0	0	0	0	0	0	0	0	0	0
TOSONI Rene dh	3	0	1	1	1	0	0	1	0	0	0	0	0	0	0	0	0	0	0	0
DEGLAN Kellin c	2	0	0	0	0	0	0	0	0	0	0	0	0	2	0	0	0	6	0	0
HOULE Dustin ph/c	1	0	0	0	0	0	0	0	0	0	0	0	0	1	0	0	0	1	0	0
DYKXHOORN Brock p	0	0	0	0	0	0	0	0	0	0	0	0	0	0	0	0	0	1	0	0
MARKLUND Brandon p	0	0	0	0	0	0	0	0	0	0	0	0	0	0	0	0	0	0	1	0
MATHIESON Scott p	0	0	0	0	0	0	0	0	0	0	0	0	0	0	0	0	0	0	0	0
Totals	30	1	4	1	2	0	0	5	0	0	0	0	0	11	0	1	1	24	8	1

Australia 3

PLAYER	AB	R	H	BI	2B	3B	HR	BB	SB	CS	HP	SH	SF	SO	IBB	KL	GDP	PO	A	E
KENNELLY Timothy rf	4	2	1	0	1	0	0	0	0	0	0	0	0	2	0	1	0	1	0	0
CAMPBELL Andrew lf	4	0	0	0	0	0	0	0	0	0	0	0	0	0	0	0	0	2	0	0
GLENDINNING Robert 2b	2	1	1	1	0	0	0	1	0	0	0	0	1	1	0	0	0	1	1	0
WADE Logan ss	4	0	1	2	0	1	0	0	0	0	0	0	0	0	0	0	0	1	2	0
WHITEFIELD Aaron cf	4	0	0	0	0	0	0	0	0	0	0	0	0	1	0	0	0	4	0	0
NILSSON Mitchell dh	3	0	1	0	0	0	0	0	0	0	0	0	0	0	0	0	0	0	0	0
GEORGE Darryl 3b	3	0	0	0	0	0	0	0	0	0	0	0	0	1	0	0	0	1	0	0
SUTHERLAND David 1b	3	0	0	0	0	0	0	0	0	0	0	0	0	1	0	0	0	5	0	0
BATTAGLIA Ryan c	0	0	0	0	0	0	0	0	0	0	0	0	0	0	0	0	0	2	0	0
DE SAN MIGUEL Allan c	2	0	0	0	0	0	0	0	0	0	0	0	0	2	0	0	0	9	0	0
HUGHES Luke ph	0	0	0	0	0	0	0	1	0	0	0	0	0	0	0	0	0	0	0	0
PERKINS Robert c	0	0	0	0	0	0	0	0	0	0	0	0	0	0	0	0	0	0	0	0
ATHERTON Timothy p	0	0	0	0	0	0	0	0	0	0	0	0	0	0	0	0	0	0	0	0
TOLS Joshua p	0	0	0	0	0	0	0	0	0	0	0	0	0	0	0	0	0	0	0	0
KENT Steven p	0	0	0	0	0	0	0	0	0	0	0	0	0	0	0	0	0	1	0	0
KENNEDY Jon p	0	0	0	0	0	0	0	0	0	0	0	0	0	0	0	0	0	0	1	0
SEARLE Ryan p	0	0	0	0	0	0	0	0	0	0	0	0	0	0	0	0	0	0	0	0
Totals	29	3	4	3	1	1	0	2	0	0	0	0	1	8	0	1	0	27	4	0

Canada	IP	H	R	ER	BB	SO	WP	HP	BK	IBB	SH	SF	2B	3B	HR	AB	BF	FO	GO	NP
DYKXHOORN Brock	6.0	2	1	1	0	7	1	0	0	0	0	1	1	0	0	21	22	8	4	87
MARKLUND Brandon L,0-1	1.2	1	2	2	2	1	0	0	0	0	0	0	0	0	0	6	8	0	4	28
MATHIESON Scott	0.1	1	0	0	0	0	0	0	0	0	0	0	0	1	0	2	2	1	0	8

Australia	IP	H	R	ER	BB	SO	WP	HP	BK	IBB	SH	SF	2B	3B	HR	AB	BF	FO	GO	NP
ATHERTON Timothy	1.2	3	1	1	0	1	0	0	0	0	0	0	2	0	0	8	8	2	2	34
TOLS Joshua	1.0	0	0	0	2	2	0	0	0	0	0	0	0	0	0	3	5	1	0	28
KENT Steven	4.1	1	0	0	1	7	0	0	0	0	0	0	0	0	0	14	15	4	2	60
KENNEDY Jon W,1-0	1.2	0	0	0	1	1	0	0	0	0	0	0	0	0	0	4	5	1	2	24
SEARLE Ryan SV,1	0.1	0	0	0	1	0	0	0	0	0	0	0	0	0	0	1	2	1	0	7

Umpires: HP-POLANCO Domingo (DOM), 1B-SPERA Alessandro (ITA), 2B-YOSHIMOTO Fumihiko (JPN), 3B-DEL PUERTO Jose (MEX)
Scorers: SHIN Jungsub (KOR), SUN Xiaoju (CHN), WONG Pak Wah (HKG),
TC: ASO Koji (JPN), MARCOS Frank (USA)

Start: 12:00 Time: 2:50 Attendance: 200 Weather: Dome 22°
Game: 17

GAME SUMMARY - RESULTADO DEL JUEGO 18



CUBA – KOREA



II Premier12 2019
Nov 08, 2019 at JPN, KOR, MEX, TPE (Gocheok Sky Dome)

Cuba.....000 000 000 - 0 7 1
Korea.....020 041 00X - 7 9 0

Cuba 0

PLAYER	AB	R	H	BI	2B	3B	HR	BB	SB	CS	HP	SH	SF	SO	IBB	KL	GDP	PO	A	E
SANTOS Roel cf	3	0	1	0	0	0	0	0	0	0	1	0	0	1	0	0	0	5	0	0
PRIETO Cesar 2b	4	0	1	0	0	0	0	0	0	0	0	0	0	0	0	0	0	3	4	1
GRACIAL Yurisbel rf	4	0	0	0	0	0	0	0	0	0	0	0	0	1	0	0	0	2	0	0
DESPAIGNE Alfredo dh	4	0	1	0	0	0	0	0	0	0	0	0	0	1	0	0	0	0	0	0
SAMON Yordanis lb	4	0	1	0	0	0	0	0	0	0	0	0	0	0	0	0	0	7	0	0
CEPEDA Frederich lf	2	0	0	0	0	0	1	0	0	0	0	0	0	1	0	0	0	2	0	0
QUESADA Pavel ph	1	0	1	0	0	0	0	0	0	0	0	0	0	0	0	0	0	0	0	0
AYALA Alexander 3b	4	0	1	0	0	0	0	0	0	0	0	0	0	1	0	0	0	1	3	0
ALARCON Yosvany c	4	0	0	0	0	0	0	0	0	0	0	0	0	1	0	0	0	3	1	0
ARRUEBARRUENA Erisbe ss	4	0	1	0	0	0	0	0	0	0	0	0	0	1	0	0	0	1	1	0
COUSIN Yosimar p	0	0	0	0	0	0	0	0	0	0	0	0	0	0	0	0	0	0	0	0
RODRIGUEZ Yariel p	0	0	0	0	0	0	0	0	0	0	0	0	0	0	0	0	0	0	0	0
YERA Yoennis p	0	0	0	0	0	0	0	0	0	0	0	0	0	0	0	0	0	0	0	0
ALVAREZ Freddy p	0	0	0	0	0	0	0	0	0	0	0	0	0	0	0	0	0	0	0	0
Totals	34	0	7	0	0	0	0	1	0	0	1	0	0	7	0	0	0	24	9	1

Korea 7

PLAYER	AB	R	H	BI	2B	3B	HR	BB	SB	CS	HP	SH	SF	SO	IBB	KL	GDP	PO	A	E
PARK Min Woo 2b	3	1	1	0	0	0	0	1	1	0	0	0	0	0	0	0	0	4	0	0
KIM Sangsu 2b	1	0	1	0	0	0	0	0	0	0	0	0	0	0	0	0	0	1	1	0
KIM Ha Seong ss	4	1	1	2	0	0	0	1	0	0	0	0	0	0	0	1	1	1	7	0
LEE Jung-Hoo cf/lf	2	1	1	1	1	0	0	1	0	0	1	0	0	0	0	0	0	3	0	0
PARK Byungho 1b	4	1	2	1	0	0	0	0	0	0	0	0	0	0	0	0	0	9	0	0
KIM Jaehwan dh	3	1	1	1	0	0	0	0	0	0	0	0	0	0	0	0	0	0	0	0
CHOI Jeong ph/dh	1	0	0	0	0	0	0	0	0	0	0	0	0	1	0	0	0	0	0	0
YANG Euiji c	2	0	1	1	0	0	0	0	0	0	1	0	1	0	0	0	1	4	0	0
PARK Seihyok pr/c	0	0	0	0	0	0	0	0	0	0	0	0	0	0	0	0	0	3	0	0
KIM Hyunsoo lf	2	1	1	1	0	0	0	1	0	0	0	0	0	0	0	0	0	0	0	0
PARK Kunwoo ph/cf	1	0	0	0	0	0	0	0	0	0	0	0	0	0	0	0	0	0	0	0
MIN Byunghun rf	3	0	0	0	0	0	0	0	0	0	0	0	0	1	0	1	0	0	0	0
KANG Baekho rf	1	0	0	0	0	0	0	0	0	0	0	0	0	1	0	1	0	2	0	0
HUR Kyoungmin 3b	3	1	0	0	0	0	0	0	0	0	0	0	0	0	0	0	0	0	1	0
HWANG Jaegyun 3b	1	0	0	0	0	0	0	0	0	0	0	0	0	0	0	0	0	0	1	0
PARK Jonghun p	0	0	0	0	0	0	0	0	0	0	0	0	0	0	0	0	0	0	2	0
CHA Woochan p	0	0	0	0	0	0	0	0	0	0	0	0	0	0	0	0	0	0	0	0
LEE Youngha p	0	0	0	0	0	0	0	0	0	0	0	0	0	0	0	0	0	0	0	0
GO Woosuk p	0	0	0	0	0	0	0	0	0	0	0	0	0	0	0	0	0	0	0	0
HA Jaehoon p	0	0	0	0	0	0	0	0	0	0	0	0	0	0	0	0	0	0	0	0
LEE Seungho p	0	0	0	0	0	0	0	0	0	0	0	0	0	0	0	0	0	0	0	0
Totals	31	7	9	7	1	0	0	4	1	0	2	0	1	3	0	2	2	27	12	0

Cuba	IP	H	R	ER	BB	SO	WP	HP	BK	IBB	SH	SF	2B	3B	HR	AB	BF	FO	GO	NP
COUSIN Yosimar L,0-1	1.0	0	2	2	2	0	1	1	0	0	0	0	0	0	0	4	7	2	1	28
RODRIGUEZ Yariel	3.1	3	3	3	2	1	1	1	0	0	0	0	0	0	0	12	15	5	3	62
YERA Yoennis	0.0	1	1	1	0	0	0	0	0	0	0	0	0	0	0	1	1	0	0	2
ALVAREZ Freddy	3.2	5	1	1	0	2	1	0	0	0	0	1	1	0	0	14	15	5	3	50

Korea	IP	H	R	ER	BB	SO	WP	HP	BK	IBB	SH	SF	2B	3B	HR	AB	BF	FO	GO	NP
PARK Jonghun	4.0	4	0	0	1	2	0	1	0	0	0	0	0	0	0	16	18	3	7	65
CHA Woochan	0.2	0	0	0	0	0	0	0	0	0	0	0	0	0	0	2	2	2	0	9
LEE Youngha W,1-0	1.1	1	0	0	0	2	1	0	0	0	0	0	0	0	0	5	5	0	2	25
GO Woosuk	1.0	1	0	0	0	0	0	0	0	0	0	0	0	0	0	4	4	1	2	19
HA Jaehoon	1.0	0	0	0	0	1	0	0	0	0	0	0	0	0	0	3	3	1	1	9
LEE Seungho	1.0	1	0	0	0	2	0	0	0	0	0	0	0	0	0	4	4	0	1	12

Umpires: HP-ISHIYAMA Tomoya (JPN), 1B-CHI Hua-Wen (TPE), 2B-MENDOZA Jairo (NCA), 3B-SILVA Saiya (VEN)
Scorers: WONG Pak Wah (HKG), MOLONEY Jennie (AUS), SHIN Jungsub (KOR)
TC: GOSSTRAY Narelle (AUS), BURGOS Enrique (PAN)
Start: 19:01 Time: 3:05 Attendance: 13600 Weather: Dome, 22°C
Game: 18

TEAM'S STATS – ESTADÍSTICAS DE EQUIPO

(INCLUDING GAMES 1-18 – INCLUYENDO PARTIDOS DEL 1 AL 18)



AUSTRALIA

AUS

Overall Statistics for Australia (as of Nov 08, 2019)
(All Games, Sorted by Batting Avg)

Record: Tournament: 1-2 / Opening Round: 1-2

#	PLAYER	AVG	GP-GS	AB	R	H	2B	3B	HR	RBI	TB	SLG%	BB	HP	SO	GDP	OB%	SF	SH	SB-ATT
6	GLENDINNING Robert	.375	3-3	8	2	3	0	0	0	1	3	.375	3	0	4	0	.500	1	0	0-0
4	WADE Logan Gregory	.273	3-3	11	0	3	0	1	0	3	5	.455	0	0	1	0	.273	0	0	0-0
23	KENNELLY Timothy J	.250	3-3	12	3	3	1	0	1	1	7	.583	0	0	4	0	.250	0	0	0-0
17	CAMPBELL Andrew Th	.111	3-2	9	0	1	0	0	0	0	1	.111	0	0	1	0	.111	0	0	0-0
39	NILSSON Mitchell C	.100	3-3	10	0	1	0	0	0	0	1	.100	1	0	6	0	.182	0	0	0-0
2	WHITEFIELD Aaron J	.091	3-3	11	0	1	0	1	0	0	3	.273	0	0	4	0	.091	0	0	0-0
29	KANDILAS David Nic	.000	2-1	3	0	0	0	0	0	0	0	.000	0	0	0	0	.000	0	0	0-0
43	SUTHERLAND David A	.000	3-2	7	0	0	0	0	0	0	0	.000	0	0	2	0	.000	0	0	0-0
24	BATTAGLIA Ryan Joh	.000	2-2	1	0	0	0	0	0	0	0	.000	0	0	1	0	.000	0	0	0-0
7	GEORGE Darryl Roy	.000	3-3	9	0	0	0	0	0	0	0	.000	1	0	4	0	.100	0	0	0-0
16	HUGHES Luke Trevor	.000	2-1	2	0	0	0	0	0	0	0	.000	1	0	1	0	.333	0	0	0-0
9	PERKINS Robert Rya	.000	3-1	3	0	0	0	0	0	0	0	.000	0	0	2	0	.000	0	0	0-0
22	DUTTON Wade Anthon	.000	2-0	1	0	0	0	0	0	0	0	.000	0	0	1	0	.000	0	1	0-0
11	DE SAN MIGUEL Alla	.000	3-0	5	0	0	0	0	0	0	0	.000	0	0	3	0	.000	0	0	0-0
Totals		.130		92	5	12	1	2	1	5	20	.217	6	0	34	0	.182	1	1	0-0
Opponents		.191		94	9	18	5	0	0	8	23	.245	15	2	24	1	.313	1	2	1-1

(All Games, Sorted by Earned Run Avg)

#	PLAYER	ERA	W-L	SV	IP	G	GS	CG	SHO	H	R	ER	BB	SO	2B	3B	HR	AB	B/Avg	WP	HP	BK	IBB	SHA	SFA
34	STREET Samuel Jame	0.00	0-0	0	0.0	1	0	0	0	0	1	1	2	0	0	0	0	0	.NAN	0	2	0	0	0	0
13	TOLS Joshua Peter	0.00	0-1	0	1.0	2	0	0	0	0	2	0	2	2	0	0	0	3	.000	0	0	0	0	1	0
25	KENT Steven John	0.00	0-0	0	5.1	2	0	0	0	2	1	0	2	7	1	0	0	17	.118	0	0	0	0	0	0
47	MOYLAN Peter Micha	0.00	0-0	0	3.0	1	0	0	0	3	0	0	0	3	0	0	0	11	.273	0	0	0	0	1	0
44	SEARLE Ryan Gregor	0.00	0-0	1	2.1	2	0	0	0	3	0	0	2	1	0	0	0	10	.300	1	0	0	0	0	0
26	WILKINS Luke James	0.00	0-0	0	1.0	2	0	0	0	0	0	0	0	1	0	0	0	2	.000	0	0	0	0	0	1
64	SCHMIDT Daniel Joh	0.00	0-0	0	0.2	1	0	0	0	0	0	0	0	0	0	0	0	2	.000	0	0	0	0	0	0
40	HOLLAND Samuel Jos	0.00	0-0	0	2.0	1	0	0	0	1	0	0	1	1	0	0	0	7	.143	0	0	0	0	0	0
55	KENNEDY Jon Robert	0.00	1-0	0	1.2	1	0	0	0	0	0	0	1	1	0	0	0	4	.000	0	0	0	0	0	0
27	GUYER Joshua Alexa	4.50	0-0	0	4.0	1	1	0	0	1	2	2	1	5	0	0	0	13	.077	0	0	0	0	0	0
21	VAN STEENSEL Todd	4.50	0-0	0	2.0	1	0	0	0	2	1	1	3	2	0	0	0	8	.250	0	0	0	0	0	0
37	ATHERTON Timothy I	7.36	0-1	0	3.2	2	2	0	0	6	3	3	1	1	4	0	0	17	.353	0	0	0	0	0	0
Totals		2.36	1-2	1	26.2	3	3	0	0	18	10	7	15	24	5	0	0	94	.191	1	2	0	0	2	1
Opponents		1.67	2-1	0	27.0	3	3	0	0	12	5	5	6	34	1	2	1	92	.130	2	0	0	0	1	1

(All Games, Sorted by Fielding Pct)

#	PLAYER	C	PO	A	E	DP	FLD%	CSB	SBA	SBA%	CI	PB
11	DE SAN MIGUEL Alla	15	15	0	0	0	1.000	0	1	1.000	0	0
4	WADE Logan Gregory	13	4	9	0	1	1.000	0	0	0	0	0
2	WHITEFIELD Aaron J	13	13	0	0	0	1.000	0	0	0	0	0
43	SUTHERLAND David A	12	12	0	0	1	1.000	0	0	0	0	0
6	GLENDINNING Robert	10	5	5	0	0	1.000	0	0	0	0	0
7	GEORGE Darryl Roy	9	3	6	0	0	1.000	0	0	0	0	0
9	PERKINS Robert Rya	7	7	0	0	0	1.000	0	0	0	0	0
17	CAMPBELL Andrew Th	4	4	0	0	0	1.000	0	0	0	0	0
23	KENNELLY Timothy J	3	3	0	0	0	1.000	0	0	0	0	0
27	GUYER Joshua Alexa	2	0	2	0	0	1.000	0	0	0	0	0
29	KANDILAS David Nic	2	2	0	0	0	1.000	0	0	0	0	0
24	BATTAGLIA Ryan Joh	2	2	0	0	0	1.000	0	0	0	0	0
47	MOYLAN Peter Micha	2	0	2	0	0	1.000	0	0	0	0	0
25	KENT Steven John	1	1	0	0	0	1.000	0	0	0	0	0
40	HOLLAND Samuel Jos	1	1	0	0	0	1.000	0	0	0	0	0
55	KENNEDY Jon Robert	1	0	1	0	1	1.000	0	0	0	0	0
16	HUGHES Luke Trevor	10	8	1	1	0	.900	0	0	0	0	0
Totals		107	80	26	1	1	.991	0	1	1.000	0	0
Opponents		104	81	22	1	1	.99	0	0	0	0	0

TEAM'S STATS – ESTADÍSTICAS DE EQUIPO

(INCLUDING GAMES 1-18 – INCLUYENDO PARTIDOS DEL 1 AL 18)



CANADA

CAN

Overall Statistics for Canada (as of Nov 08, 2019)
(All Games, Sorted by Batting Avg)

Record: Tournament: 1-2 / Opening Round: 1-2

#	PLAYER	AVG	GP-GS	AB	R	H	2B	3B	HR	RBI	TB	SLG%	BB	HP	SO	GDP	OB%	SF	SH	SB-ATT
14	WOOD Eric Elliott	.333	3-3	9	2	3	1	0	0	0	4	.444	4	0	3	0	.538	0	0	0-0
23	TOSONI Rene Michea	.250	3-3	8	0	2	1	0	0	2	3	.375	2	0	1	0	.400	0	0	0-0
25	POMPEY Dalton Kenr	.167	3-3	12	1	2	0	0	0	0	2	.167	1	0	2	0	.231	0	0	0-1
22	DEGLAN Kellin Lee	.167	2-2	6	0	1	0	0	0	0	1	.167	0	0	4	0	.167	0	0	0-0
26	POMPEY Tristan Gab	.143	3-3	7	1	1	1	0	0	1	2	.286	4	1	2	0	.500	0	0	0-0
38	LEBLANC Charles	.111	3-3	9	0	1	0	0	0	0	1	.111	1	0	5	0	.200	0	0	0-0
21	SAUNDERS Michael E	.100	3-3	10	0	1	0	0	0	1	1	.100	2	0	5	0	.250	0	1	0-0
18	DARVILL Wesley Wil	.091	3-3	11	1	1	1	0	0	1	2	.182	1	1	6	0	.231	0	0	0-0
37	LENNERTON Jordan M	.091	3-3	11	0	1	0	0	0	0	1	.91	1	0	4	1	.167	0	0	0-0
28	PANAS Connor Andre	.000	2-0	1	0	0	0	0	0	0	0	.000	1	0	0	0	.500	0	0	0-0
45	ORIMOLOYE Oluwadem	.000	1-0	1	0	0	0	0	0	0	0	.000	0	0	1	0	.000	0	0	0-0
31	HOULE Dustin Roger	.000	2-1	3	0	0	0	0	0	0	0	.000	1	0	2	0	.250	0	0	0-0
11	MALO Jonathan	.000	1-0	1	0	0	0	0	0	0	0	.000	0	0	0	0	.000	0	0	0-0
Totals		.146		89	5	13	4	0	0	5	17	.191	18	2	35	1	.303	0	1	0-1
Opponents		.152		92	6	14	2	1	0	6	18	.196	7	0	29	0	.210	1	2	3-3

(All Games, Sorted by Earned Run Avg)

#	PLAYER	ERA	W-L	SV	IP	G	GS	CG	SHO	H	R	ER	BB	SO	2B	3B	HR	AB	B/Avg	WP	HP	BK	IBB	SHA	SFA
47	MATHIESON Scott Wi	0.00	0-0	1	1.1	2	0	0	0	1	0	0	0	3	0	1	0	6	.167	0	0	0	0	0	0
17	RENAUD AUMONT Phil	0.00	1-0	0	8.0	1	1	0	0	2	0	0	1	9	0	0	0	26	.077	0	0	0	0	1	0
52	LEROUX Christopher	0.00	0-0	0	1.2	1	0	0	0	1	0	0	1	0	0	0	0	6	.167	0	0	0	0	0	0
32	RUTCKYJ Evan	0.00	0-0	0	0.1	1	0	0	0	0	0	0	0	0	0	0	0	1	.000	0	0	0	0	0	0
16	MCAFFER William Ha	0.00	0-0	0	0.2	1	0	0	0	1	0	0	1	0	0	0	0	2	.500	0	0	0	1	1	0
55	DYKXHOORN Brock Da	1.50	0-0	0	6.0	1	1	0	0	2	1	1	0	7	1	0	0	21	.095	1	0	0	0	0	1
30	ZASTRYZNY Robert J	3.38	0-1	0	5.1	1	1	0	0	3	2	2	2	7	0	0	0	18	.167	0	0	0	0	0	0
35	MOLLEKEN Dustin	9.00	0-0	0	1.0	1	0	0	0	3	1	1	0	2	1	0	0	6	.500	0	0	0	0	0	0
24	MARKLUND Brandon G	10.80	0-1	0	1.2	1	0	0	0	1	2	2	2	1	0	0	0	6	.167	0	0	0	0	0	0
Totals		2.08	1-2	1	26.0	3	3	0	0	14	6	6	7	29	2	1	0	92	.152	1	0	0	1	2	1
Opponents		1.67	2-1	2	27.0	3	3	0	0	13	5	5	18	35	4	0	0	89	.146	0	2	0	1	1	0

(All Games, Sorted by Fielding Pct)

#	PLAYER	C	PO	A	E	DP	FLD%	CSB	SBA	SBA%	CI	PB
37	LENNERTON Jordan M	25	23	2	0	1	1.000	0	0	0	0	0
22	DEGLAN Kellin Lee	20	18	2	0	0	1.000	0	1	1.000	0	0
38	LEBLANC Charles	15	7	8	0	0	1.000	0	0	0	0	0
31	HOULE Dustin Roger	10	10	0	0	0	1.000	0	2	1.000	0	0
14	WOOD Eric Elliott	6	3	3	0	0	1.000	0	0	0	0	0
25	POMPEY Dalton Kenr	5	5	0	0	0	1.000	0	0	0	0	0
21	SAUNDERS Michael E	4	4	0	0	0	1.000	0	0	0	0	0
26	POMPEY Tristan Gab	3	3	0	0	0	1.000	0	0	0	0	0
17	RENAUD AUMONT Phil	2	0	2	0	0	1.000	0	0	0	0	0
52	LEROUX Christopher	2	2	0	0	0	1.000	0	0	0	0	0
55	DYKXHOORN Brock Da	1	1	0	0	0	1.000	0	0	0	0	0
16	MCAFFER William Ha	1	0	1	0	0	1.000	0	0	0	0	0
24	MARKLUND Brandon G	1	0	1	0	0	1.000	0	0	0	0	0
18	DARVILL Wesley Wil	14	2	9	3	1	.786	0	0	0	0	0
Totals		109	78	28	3	1	.972	0	3	1.000	0	0
Opponents		103	81	21	1	2	.99	1	0	.000	0	0

TEAM'S STATS – ESTADÍSTICAS DE EQUIPO

(INCLUDING GAMES 1-18 – INCLUYENDO PARTIDOS DEL 1 AL 18)



CUBA

CUB

Overall Statistics for Cuba (as of Nov 08, 2019)
(All Games, Sorted by Batting Avg)

Record: Tournament: 1-2 / Opening Round: 1-2

# PLAYER	AVG	GP-GS	AB	R	H	2B	3B	HR	RBI	TB	SLG%	BB	HP	SO	GDP	OB%	SF	SH	SB-ATT
13 QUESADA PEDROSO Pa	1.000	1-0	1	0	1	0	0	0	0	1	1.000	0	0	0	0	1.000	0	0	0-0
88 SAMON MATAMORO Yor	.500	3-3	10	0	5	0	0	0	1	5	.500	1	0	0	0	.545	0	0	0-0
1 SANTOS MARTINEZ Ro	.273	3-3	11	0	3	0	0	0	0	3	.273	0	1	3	0	.333	0	1	1-1
8 GONZALEZ ISIDORIA	.250	2-1	4	0	1	0	0	0	0	1	.250	0	0	0	0	.250	0	1	0-0
54 DESPAIGNE RODRIGUE	.167	3-3	12	0	2	0	0	0	0	2	.167	0	0	4	0	.167	0	0	0-0
6 PRIETO ECHEVARRIA	.167	3-2	6	0	1	0	0	0	0	1	.167	0	0	1	0	.167	0	0	0-0
11 ALARCON TARDIO Yos	.100	3-3	10	1	1	0	0	0	1	1	.100	0	0	2	0	.100	0	1	0-0
4 AYALA GARCIA Alexa	.100	3-3	10	1	1	0	0	0	0	1	.100	1	0	2	0	.182	0	0	0-0
12 ARRUEBARRUENA ESCA	.083	3-3	12	0	1	0	0	0	0	1	.83	0	0	6	0	.083	0	0	0-0
28 SAAVEDRA VALDES Wi	.000	2-0	1	0	0	0	0	0	0	0	.000	0	0	0	0	.000	0	0	0-0
47 GRACIAL GARCIA Yur	.000	3-3	12	0	0	0	0	0	1	0	.000	0	0	4	0	.000	1	0	0-0
24 CEPEDA CRUZ Freder	.000	3-3	9	1	0	0	0	0	0	0	.000	2	0	6	0	.182	0	0	0-0
Totals	.163		98	3	16	0	0	0	3	16	.163	4	1	28	0	.202	1	3	1-1
Opponents	.232		95	12	22	2	1	1	12	29	.305	17	4	29	2	.368	1	2	1-2

(All Games, Sorted by Earned Run Avg)

# PLAYER	ERA	W-L	SV	IP	G	GS	CG	SHO	H	R	ER	BB	SO	2B	3B	HR	AB	B/Avg	WP	HP	BK	IBB	SHA	SFA
34 GARCIA ESCALANTE V	0.00	0-0	0	0.0	1	0	0	0	0	0	0	1	0	0	0	0	0	.NAN	0	0	0	0	0	0
58 YERA MONTALVO Yoen	0.00	0-0	0	0.0	1	0	0	0	1	1	1	0	0	0	0	0	1	.1000	0	0	0	0	0	0
59 BANOS CHACON Bladi	0.00	0-0	0	0.0	1	1	0	0	2	0	0	1	0	0	0	0	2	.1000	0	0	0	0	0	0
92 MARTINEZ PEREZ Rai	0.00	0-0	0	1.0	1	0	0	0	1	0	0	2	3	0	0	0	4	.250	0	0	0	0	0	0
93 RODRIGUEZ VALDES A	0.00	0-0	0	0.1	1	0	0	0	1	0	0	1	1	0	0	0	2	.500	0	0	0	0	0	0
17 RODRIGUEZ LEON Yud	0.00	0-0	0	1.0	1	0	0	0	0	0	0	0	0	0	0	0	2	.000	0	0	0	0	0	0
83 VIERA ALVAREZ Carl	1.69	0-1	0	5.1	1	1	0	0	3	1	4	7	1	0	0	17	.176	0	1	0	0	0	0	0
15 ALVAREZ SAEZ Fredd	1.69	0-0	0	5.1	2	0	0	0	6	1	1	0	3	1	0	0	20	.300	1	0	0	0	0	1
79 BLANCO MATOS Lazar	3.38	0-0	0	5.1	1	0	0	0	3	2	2	1	7	0	1	1	18	.167	0	0	0	0	0	0
29 RODRIGUEZ YORDY Ya	5.40	0-0	0	5.0	2	0	0	0	4	3	3	2	5	0	0	0	18	.222	1	1	0	0	0	0
89 MOINELO PITA Livan	6.75	1-0	0	2.2	2	0	0	0	1	2	2	3	3	0	0	0	7	.143	0	1	0	1	2	0
30 COUSIN LA ROSA Yos	18.00	0-1	0	1.0	1	1	0	0	0	2	2	2	0	0	0	0	4	.000	1	1	0	0	0	0
Totals	4.00	1-2	0	27.0	3	3	0	0	22	12	12	17	29	2	1	1	95	.232	3	4	0	1	2	1
Opponents	0.65	2-1	1	27.2	3	3	0	0	16	4	2	4	28	0	0	0	98	.163	2	1	0	0	3	1

(All Games, Sorted by Fielding Pct)

# PLAYER	C	PO	A	E	DP	FLD%	CSB	SBA	SBA%	CI	PB
11 ALARCON TARDIO Yos	34	32	2	0	2	1.000	1	1	.500	0	0
88 SAMON MATAMORO Yor	15	14	1	0	2	1.000	0	0	0	0	0
1 SANTOS MARTINEZ Ro	14	12	2	0	1	1.000	0	0	0	0	0
4 AYALA GARCIA Alexa	9	4	5	0	1	1.000	0	0	0	0	0
47 GRACIAL GARCIA Yur	7	6	1	0	1	1.000	0	0	0	0	0
24 CEPEDA CRUZ Freder	3	3	0	0	0	1.000	0	0	0	0	0
8 GONZALEZ ISIDORIA	2	0	2	0	0	1.000	0	0	0	0	0
83 VIERA ALVAREZ Carl	1	1	0	0	0	1.000	0	0	0	0	0
79 BLANCO MATOS Lazar	1	1	0	0	0	1.000	0	0	0	0	0
15 ALVAREZ SAEZ Fredd	1	0	1	0	0	1.000	0	0	0	0	0
6 PRIETO ECHEVARRIA	11	4	6	1	2	.909	0	0	0	0	0
12 ARRUEBARRUENA ESCA	7	4	2	1	1	.857	0	0	0	0	0
Totals	105	81	22	2	4	.981	1	1	.500	0	0
Opponents	117	83	32	2	0	.983	0	1	1.000	0	0

TEAM'S STATS – ESTADÍSTICAS DE EQUIPO

(INCLUDING GAMES 1-18 – INCLUYENDO PARTIDOS DEL 1 AL 18)



DOMINICAN REPUBLIC

DOM

Overall Statistics for Dominican Republic (as of Nov 07, 2019)
(All Games, Sorted by Batting Avg)

Record: Tournament: 1-2 / Opening Round: 1-2

# PLAYER	AVG	GP-GS	AB	R	H	2B	3B	HR	RBI	TB	SLG%	BB	HP	SO	GDP	OB%	SF	SH	SB-ATT
53 ESPINAL MARTINEZ E	.444	3-3	9	3	4	0	0	0	6	4	.444	1	0	1	0	.500	0	0	0-0
8 VALERIO AYALA Char	.444	3-3	9	5	4	1	0	2	5	11	1.222	2	0	0	0	.545	0	0	1-1
34 PEGUERO D OLEO Car	.364	3-3	11	2	4	0	0	1	3	7	.636	1	0	2	0	.417	0	0	0-0
4 PERDOMO FONNIEUR G	.333	3-3	9	3	3	0	0	0	1	3	.333	4	0	3	0	.538	0	0	1-2
1 CELESTINO TIBURCIO	.333	3-3	9	1	3	1	1	0	1	6	.667	1	0	2	0	.400	0	0	0-0
25 MONTERO GUZMAN Ele	.333	2-2	6	1	2	0	0	0	0	2	.333	1	0	2	0	.429	0	0	0-0
21 MARTE JIMENEZ Alfr	.250	3-3	12	2	3	2	0	0	5	5	.417	1	0	0	0	.308	0	0	0-0
2 LOPEZ BELLO Otto A	.250	3-3	12	3	3	0	0	0	1	3	.250	0	1	2	0	.308	0	0	1-1
13 GUZMAN MINYETTY Je	.250	2-2	8	2	2	1	0	1	1	6	.750	1	0	2	0	.333	0	0	0-0
96 MEJIA ABREU Alejan	.000	1-0	1	0	0	0	0	0	0	0	.000	0	0	0	0	.000	0	0	0-0
98 GONZALEZ ARRINDELL	.000	2-2	6	1	0	0	0	0	0	0	.000	0	0	1	1	.000	0	0	0-0
Totals	.304		92	23	28	5	1	4	23	47	.511	12	1	15	1	.390	0	0	3-4
Opponents	.304		92	20	28	4	0	9	19	59	.641	9	0	27	0	.366	0	0	1-1

(All Games, Sorted by Earned Run Avg)

# PLAYER	ERA	W-L	SV	IP	G	GS	CG	SHO	H	R	ER	BB	SO	2B	3B	HR	AB	B/Avg	WP	HP	BK	IBB	SHA	SFA
17 HENRY Henry Montas	0.00	1-0	0	1.2	1	0	0	0	2	0	0	0	1	1	0	0	6	.333	0	0	0	0	0	0
20 SIRI TEJADA Dalber	0.00	0-0	0	1.0	1	0	0	0	0	0	0	0	2	0	0	0	3	.000	0	0	0	0	0	0
95 OGANDO PONCHE Cris	0.00	0-0	0	1.0	1	0	0	0	0	0	0	1	1	0	0	0	3	.000	0	0	0	0	0	0
35 GONZALEZ ROSARIO K	0.00	0-0	0	2.0	1	0	0	0	1	0	0	1	2	0	0	0	6	.167	0	0	0	0	0	0
27 VALDEZ MONTILLA Br	0.00	0-0	0	0.1	1	0	0	0	1	0	0	1	0	0	0	0	2	.500	0	0	0	0	0	0
52 ADAMES CASTILLO Sa	4.50	0-0	0	2.0	1	0	0	0	2	1	1	0	0	0	0	0	8	.250	1	0	0	0	0	0
45 ROMERO HERNANDEZ E	8.31	0-1	0	4.1	1	1	0	0	5	4	4	2	10	1	0	1	19	.263	0	0	0	0	0	0
46 PIMENTEL ESPINAL C	9.00	0-0	0	1.0	1	0	0	0	1	1	1	0	1	0	0	1	4	.250	0	0	0	0	0	0
30 FELIZ SANCHEZ Neft	9.00	0-0	0	1.0	1	0	0	0	2	1	1	0	2	1	0	0	5	.400	0	0	0	0	0	0
54 SANTANA CORPORAN E	11.57	0-0	0	2.1	1	1	0	0	5	3	3	2	2	0	0	2	12	.417	1	0	0	0	0	0
51 PEREZ PINALES Luis	13.50	0-0	0	1.1	1	0	0	0	2	2	2	0	1	0	0	2	6	.333	0	0	0	0	0	0
37 SANCHEZ VALERA Cri	13.50	0-0	0	2.0	1	0	0	0	2	4	3	2	4	0	0	1	9	.222	0	0	0	0	0	0
16 SANO Carlos	21.60	0-1	0	1.2	1	1	0	0	5	4	4	0	1	1	0	2	9	.556	0	0	0	0	0	0
Totals	7.89	1-2	0	21.2	3	3	0	0	28	20	19	9	27	4	0	9	92	.304	2	0	0	0	0	0
Opponents	8.59	2-1	1	22.0	3	3	0	0	28	23	21	12	15	5	1	4	92	.304	3	1	0	0	0	0

(All Games, Sorted by Fielding Pct)

# PLAYER	C	PO	A	E	DP	FLD%	CSB	SBA	SBA%	CI	PB
8 VALERIO AYALA Char	33	28	5	0	1	1.000	0	1	1.000	0	1
53 ESPINAL MARTINEZ E	18	17	1	0	0	1.000	0	0	0	0	0
1 CELESTINO TIBURCIO	7	7	0	0	0	1.000	0	0	0	0	0
13 GUZMAN MINYETTY Je	6	1	5	0	0	1.000	0	0	0	0	0
4 PERDOMO FONNIEUR G	5	2	3	0	0	1.000	0	0	0	0	0
96 MEJIA ABREU Alejan	3	3	0	0	0	1.000	0	0	0	0	0
2 LOPEZ BELLO Otto A	3	2	1	0	0	1.000	0	0	0	0	0
7 GUZMAN PERALTA Jon	2	0	2	0	0	1.000	0	0	0	0	0
98 GONZALEZ ARRINDELL	2	1	1	0	0	1.000	0	0	0	0	0
34 PEGUERO D OLEO Car	2	1	1	0	1	1.000	0	0	0	0	0
21 MARTE JIMENEZ Alfr	1	1	0	0	0	1.000	0	0	0	0	0
37 SANCHEZ VALERA Cri	2	1	0	1	0	.500	0	0	0	0	0
25 MONTERO GUZMAN Ele	2	1	0	1	0	.500	0	0	0	0	0
Totals	86	65	19	2	1	.977	0	1	1.000	0	1
Opponents	93	66	25	2	2	.978	1	3	.750	0	0

TEAM'S STATS – ESTADÍSTICAS DE EQUIPO

(INCLUDING GAMES 1-18 – INCLUYENDO PARTIDOS DEL 1 AL 18)



JAPAN

JPN

Overall Statistics for Japan (as of Nov 07, 2019)
(All Games, Sorted by Batting Avg)

Record: Tournament: 3-0 / Opening Round: 3-0

#	PLAYER	AVG	GP-GS	AB	R	H	2B	3B	HR	RBI	TB	SLG%	BB	HP	SO	GDP	OB%	SF	SH	SB-ATT
2	GENDA Sosuke	1.000	2-0	2	1	2	0	1	0	3	4	2.000	0	0	0	0	1.000	0	0	0-0
4	KIKUCHI Ryohsuke	.500	3-3	12	4	6	1	0	0	2	7	.583	1	0	0	0	.538	0	1	0-0
51	SUZUKI Seiya	.455	3-3	11	3	5	0	1	2	9	13	1.182	1	1	3	0	.500	1	0	2-2
3	ASAMURA Hideto	.286	2-2	7	0	2	1	0	0	0	3	.429	1	0	1	0	.375	0	0	0-0
6	SAKAMOTO Hayato	.273	3-3	11	2	3	0	0	0	0	3	.273	0	0	2	0	.273	0	0	0-0
8	KONDO Kensuke	.250	3-3	8	3	2	0	0	0	1	2	.250	6	0	5	0	.571	0	0	0-0
7	MATSUDA Nobuhiro	.182	3-3	11	0	2	0	0	0	0	2	.182	0	0	1	0	.182	0	0	0-0
1	YAMADA Tetsuto	.125	3-2	8	2	1	0	0	0	1	1	.125	2	0	2	0	.300	0	0	0-0
34	YOSHIDA Masataka	.111	2-2	9	1	1	0	0	0	1	1	.111	1	0	0	0	.200	0	0	0-0
9	MARU Yoshihiro	.091	3-3	11	1	1	1	0	0	2	2	.182	2	0	3	0	.231	0	0	0-0
5	TONOSAKI Shuta	.000	1-0	1	0	0	0	0	0	0	0	.000	0	0	0	0	.000	0	0	0-0
62	KAI Takuya	.000	2-1	3	0	0	0	0	0	0	0	.000	0	0	0	0	.000	0	0	0-0
23	SHUTO Ukyo	.000	3-0	0	2	0	0	0	0	0	0	.000	0	0	0	0	.000	0	0	1-1
10	KOBAYASHI Seiji	.000	1-1	1	1	0	0	0	0	0	0	.000	1	0	0	0	.500	0	0	0-0
27	AIZAWA Tsubasa	.000	2-1	4	0	0	0	0	0	0	0	.000	2	0	1	0	.333	0	0	0-0
Totals		.253		99	20	25	3	2	2	19	38	.384	17	1	18	0	.364	1	1	3-3
Opponents		.238		105	5	25	1	0	0	5	26	.248	3	0	25	2	.259	0	0	0-0

(All Games, Sorted by Earned Run Avg)

#	PLAYER	ERA	W-L	SV	IP	G	GS	CG	SHO	H	R	ER	BB	SO	2B	3B	HR	AB	B/Avg	WP	HP	BK	IBB	SHA	SFA
17	OTAKE Kan	0.00	0-0	0	1.0	2	0	0	0	1	0	0	0	1	0	0	0	4	.250	0	0	0	0	0	0
57	KAYAMA Shinya	0.00	0-0	0	0.1	1	0	0	0	0	0	0	0	0	0	0	0	1	.000	0	0	0	0	0	0
11	KISHI Takayuki	0.00	0-0	0	1.0	1	0	0	0	0	0	0	0	0	0	0	0	3	.000	0	0	0	0	0	0
28	TAKAHASHI Rei	0.00	1-0	0	6.0	1	1	0	0	1	0	0	1	3	0	0	0	19	.053	0	0	0	0	0	0
20	KAINO Hiroshi	0.00	1-0	0	2.0	2	0	0	0	0	0	0	0	3	0	0	0	6	.000	0	0	0	0	0	0
47	NAKAGAWA Kota	0.00	0-0	0	1.1	1	0	0	0	2	0	0	0	1	0	0	0	6	.333	0	0	0	0	0	0
21	IMANAGA Shota	0.00	0-0	0	3.0	1	1	0	0	4	0	0	0	4	0	0	0	14	.286	0	0	0	0	0	0
19	YAMASAKI Yasuaki	0.00	0-0	0	2.0	2	0	0	0	1	0	0	0	2	0	0	0	7	.143	0	0	0	0	0	0
22	ONO Yudai	0.00	1-0	0	2.0	1	0	0	0	4	0	0	0	3	0	0	0	10	.400	0	0	0	0	0	0
18	YAMAGUCHI Shun	2.25	0-0	0	4.0	1	1	0	0	5	1	1	2	6	0	0	0	16	.313	0	0	0	0	0	0
43	YAMAMOTO Yoshinobu	4.50	0-0	0	2.0	2	0	0	0	3	1	1	0	1	0	0	0	8	.375	0	0	0	0	0	0
13	YAMAOKA Taisuke	11.57	0-0	0	2.1	2	0	0	0	4	3	3	0	1	1	0	0	11	.364	0	0	0	0	0	0
Totals		1.67	3-0	0	27.0	3	3	0	0	25	5	5	3	25	1	0	0	105	.238	0	0	0	0	0	0
Opponents		6.48	0-3	0	25.0	3	3	0	0	25	20	18	17	18	3	2	2	99	.253	2	1	1	2	1	1

(All Games, Sorted by Fielding Pct)

#	PLAYER	C	PO	A	E	DP	FLD%	CSB	SBA	SBA%	CI	PB
4	KIKUCHI Ryohsuke	19	6	13	0	1	1.000	0	0	0	0	0
6	SAKAMOTO Hayato	18	3	15	0	2	1.000	0	0	0	0	0
27	AIZAWA Tsubasa	12	12	0	0	0	1.000	0	0	0	0	0
3	ASAMURA Hideto	7	7	0	0	1	1.000	0	0	0	0	0
62	KAI Takuya	7	7	0	0	0	1.000	0	0	0	0	0
10	KOBAYASHI Seiji	6	6	0	0	0	1.000	0	0	0	0	0
7	MATSUDA Nobuhiro	5	1	4	0	0	1.000	0	0	0	0	0
9	MARU Yoshihiro	4	4	0	0	0	1.000	0	0	0	0	0
51	SUZUKI Seiya	4	4	0	0	0	1.000	0	0	0	0	0
2	GENDA Sosuke	3	1	2	0	0	1.000	0	0	0	0	0
28	TAKAHASHI Rei	2	0	2	0	0	1.000	0	0	0	0	0
43	YAMAMOTO Yoshinobu	1	1	0	0	0	1.000	0	0	0	0	0
8	KONDO Kensuke	1	1	0	0	0	1.000	0	0	0	0	0
5	TONOSAKI Shuta	1	1	0	0	0	1.000	0	0	0	0	0
18	YAMAGUCHI Shun	1	0	1	0	1	1.000	0	0	0	0	0
1	YAMADA Tetsuto	29	27	1	1	1	.966	0	0	0	0	0
Totals		120	81	38	1	2	.992	0	0	0	0	0
Opponents		106	75	28	3	0	.972	0	3	1.000	0	1

TEAM'S STATS – ESTADÍSTICAS DE EQUIPO

(INCLUDING GAMES 1-18 – INCLUYENDO PARTIDOS DEL 1 AL 18)



KOREA

KOR

Overall Statistics for Korea (as of Nov 08, 2019)
(All Games, Sorted by Batting Avg)

Record: Tournament: 3-0 / Opening Round: 3-0

#	PLAYER	AVG	GP-GS	AB	R	H	2B	3B	HR	RBI	TB	SLG%	BB	HP	SO	GDP	OB%	SF	SH	SB-ATT
22	KIM Hyunsoo	.444	3-3	9	3	4	1	0	0	2	5	.556	2	0	1	0	.545	0	0	0-0
51	LEE Jung-Hoo	.444	3-3	9	1	4	3	0	0	2	7	.778	3	1	0	0	.615	0	0	0-0
13	HUR Kyoungmin	.429	3-2	7	1	3	0	0	0	1	3	.429	0	1	0	0	.500	0	0	0-0
7	KIM Sangsu	.333	3-1	3	1	1	0	0	0	0	1	.333	1	0	1	0	.500	0	0	0-0
3	MIN Byunghun	.273	3-3	11	1	3	1	0	0	1	4	.364	0	0	3	0	.273	0	0	1-1
32	KIM Jaehwan	.250	3-3	8	2	2	0	0	0	3	2	.250	2	0	0	0	.400	0	0	0-0
2	PARK Min Woo	.250	3-2	8	1	2	0	0	0	1	2	.250	1	1	0	0	.400	0	0	2-2
16	KIM Ha Seong	.222	3-3	9	3	2	0	0	0	2	2	.222	5	0	2	1	.500	0	1	1-1
52	PARK Byungho	.167	3-3	12	1	2	0	0	0	1	2	.167	1	0	5	0	.231	0	0	0-0
25	YANG Euiji	.100	3-3	10	0	1	0	0	0	1	1	.100	0	1	1	1	.167	1	0	0-0
14	CHOI Jeong	.000	1-0	1	0	0	0	0	0	0	0	.000	0	0	1	0	.000	0	0	0-0
37	PARK Kunwoo	.000	3-0	2	0	0	0	0	0	0	0	.000	0	0	1	0	.000	0	0	0-0
12	HWANG Jaegyun	.000	3-1	4	1	0	0	0	0	0	0	.000	0	0	0	0	.000	0	0	0-0
17	KANG Baekho	.000	2-0	1	0	0	0	0	0	0	0	.000	1	0	1	0	.500	0	0	0-0
Totals		.255		94	15	24	5	0	0	14	29	.309	16	4	16	2	.383	1	1	4-4
Opponents		.120		92	1	11	1	0	0	1	12	.13	5	1	31	0	.173	0	0	0-0

(All Games, Sorted by Earned Run Avg)

#	PLAYER	ERA	W-L	SV	IP	G	GS	CG	SHO	H	R	ER	BB	SO	2B	3B	HR	AB	B/Avg	WP	HP	BK	IBB	SHA	SFA
29	KIM Kwanghyun	0.00	1-0	0	6.0	1	1	0	0	1	0	0	2	7	0	0	0	19	.053	0	0	0	0	0	0
50	PARK Jonghun	0.00	0-0	0	4.0	1	1	0	0	4	0	0	1	2	0	0	0	16	.250	0	1	0	0	0	0
21	HA Jaehoon	0.00	0-0	0	1.0	1	0	0	0	0	0	0	0	1	0	0	0	3	.000	0	0	0	0	0	0
41	LEE Youngha	0.00	1-0	0	2.1	2	0	0	0	1	0	0	0	2	0	0	0	8	.125	1	0	0	0	0	0
11	CHO Sangwoo	0.00	0-0	1	1.2	1	0	0	0	0	0	0	0	2	0	0	0	5	.000	0	0	0	0	0	0
54	YANG Hyeonjong	0.00	1-0	0	6.0	1	1	0	0	1	0	0	0	10	0	0	0	19	.053	1	0	0	0	0	0
19	GO Woosuk	0.00	0-0	0	1.0	1	0	0	0	1	0	0	0	0	0	0	0	4	.250	0	0	0	0	0	0
23	CHA Woochan	0.00	0-0	0	1.2	2	0	0	0	0	0	0	2	2	0	0	0	5	.000	0	0	0	0	0	0
46	WON Jonghyan	0.00	0-0	0	1.0	1	0	0	0	0	0	0	0	2	0	0	0	3	.000	0	0	0	0	0	0
33	LEE Seunggho	0.00	0-0	0	1.0	1	0	0	0	1	0	0	0	2	0	0	0	4	.250	0	0	0	0	0	0
45	LEE Yongchan	0.00	0-0	0	1.0	1	0	0	0	0	0	0	0	0	0	0	0	3	.000	0	0	0	0	0	0
61	HAM Deokju	27.00	0-0	0	0.1	1	0	0	0	2	1	1	0	1	1	0	0	3	.667	0	0	0	0	0	0
Totals		0.33	3-0	1	27.0	3	3	0	0	11	1	1	5	31	1	0	0	92	.120	2	1	0	0	0	0
Opponents		5.04	0-3	0	25.0	3	3	0	0	24	15	14	16	16	5	0	0	94	.255	3	4	0	1	1	1

(All Games, Sorted by Fielding Pct)

#	PLAYER	C	PO	A	E	DP	FLD%	CSB	SBA	SBA%	CI	PB
25	YANG Euiji	26	24	2	0	0	1.000	0	0	0	0	0
52	PARK Byungho	25	25	0	0	0	1.000	0	0	0	0	0
16	KIM Ha Seong	15	2	13	0	0	1.000	0	0	0	0	0
51	LEE Jung-Hoo	8	8	0	0	0	1.000	0	0	0	0	0
2	PARK Min Woo	6	4	2	0	0	1.000	0	0	0	0	0
10	PARK Seihyok	5	5	0	0	0	1.000	0	0	0	0	0
7	KIM Sangsu	5	2	3	0	0	1.000	0	0	0	0	0
13	HUR Kyoungmin	4	1	3	0	0	1.000	0	0	0	0	0
12	HWANG Jaegyun	4	2	2	0	0	1.000	0	0	0	0	0
3	MIN Byunghun	3	3	0	0	0	1.000	0	0	0	0	0
22	KIM Hyunsoo	3	3	0	0	0	1.000	0	0	0	0	0
50	PARK Jonghun	2	0	2	0	0	1.000	0	0	0	0	0
17	KANG Baekho	2	2	0	0	0	1.000	0	0	0	0	0
29	KIM Kwanghyun	1	0	1	0	0	1.000	0	0	0	0	0
41	LEE Youngha	1	0	1	0	0	1.000	0	0	0	0	0
54	YANG Hyeonjong	1	0	1	0	0	1.000	0	0	0	0	0
Totals		111	81	30	0	0	1.000	0	0	0	0	0
Opponents		108	75	31	2	3	.981	0	4	1.000	0	0

TEAM'S STATS – ESTADÍSTICAS DE EQUIPO

(INCLUDING GAMES 1-18 – INCLUYENDO PARTIDOS DEL 1 AL 18)



MEXICO

MEX

Overall Statistics for Mexico (as of Nov 07, 2019)
(All Games, Sorted by Batting Avg)

Record: Tournament: 3-0 / Opening Round: 3-0

#	PLAYER	AVG	GP-GS	AB	R	H	2B	3B	HR	RBI	TB	SLG%	BB	HP	SO	GDP	OB%	SF	SH	SB-ATT
75	PERIO JR. Derek No	.500	2-2	8	4	4	1	0	0	1	5	.625	0	0	1	0	.444	1	0	1-1
44	SOLIS LOPEZ Roman	.375	3-3	8	1	3	1	0	1	3	7	.875	0	0	3	0	.375	0	0	0-0
2	SALAZAR CORDOVA Ja	.375	3-3	8	1	3	0	0	0	0	3	.375	1	0	2	0	.444	0	0	0-0
27	JONES JR Jonathan	.364	3-3	11	4	4	0	0	0	1	4	.364	1	1	1	0	.462	0	0	0-1
24	NAVARRO MATA Efren	.333	3-3	12	3	4	1	0	1	5	8	.667	0	0	5	0	.333	0	0	0-0
19	ARAIZA ROMERO Jesu	.333	1-0	3	0	1	0	0	0	1	1	.333	0	0	0	0	.333	0	0	0-0
14	VILLANUEVA LIMON C	.286	2-2	7	1	2	1	0	0	2	3	.429	1	0	3	0	.375	0	0	0-0
31	CLARK Matthew Terr	.250	3-3	8	1	2	0	0	1	1	5	.625	3	0	4	0	.455	0	0	0-0
39	PEREZ Juan Samuel	.250	2-2	8	2	2	0	0	0	0	2	.250	0	0	6	0	.250	0	0	0-0
1	FLORES SANTANA Jor	.250	2-1	4	3	1	1	0	0	0	2	.500	1	0	1	0	.400	0	0	0-0
8	QUIROZ ORTIZ Jesus	.143	2-2	7	2	1	0	0	1	4	4	.571	1	0	2	0	.250	0	0	0-0
28	EVANS Phillip Math	.000	1-1	4	0	0	0	0	0	0	0	.000	0	0	1	0	.000	0	0	0-0
54	SOSA AHUMADA Humbe	.000	1-0	2	1	0	0	0	0	0	0	.000	0	0	1	0	.000	0	0	0-0
13	VARGAS DE LA MORA	.000	2-2	6	1	0	0	0	0	0	0	.000	0	1	3	1	.143	0	0	0-0
Totals		.281		96	24	27	5	0	4	18	44	.458	8	2	33	1	.346	1	0	1-2
Opponents		.200		85	5	17	1	0	2	5	24	.282	10	0	19	3	.284	0	0	1-3

(All Games, Sorted by Earned Run Avg)

#	PLAYER	ERA	W-L	SV	IP	G	GS	CG	SHO	H	R	ER	BB	SO	2B	3B	HR	AB	B/Avg	WP	HP	BK	IBB	SHA	SFA
66	QUINTANA Adam	0.00	0-0	0	1.0	1	0	0	0	0	0	0	1	0	0	0	0	3	.000	0	0	0	0	0	0
59	SALAS BUITIMEA Noe	0.00	0-0	0	1.0	1	0	0	0	0	0	0	0	1	0	0	0	3	.000	0	0	0	0	0	0
17	KELLY Justin Rober	0.00	0-0	0	0.1	1	0	0	0	1	0	0	1	0	0	0	0	2	.500	0	0	0	0	0	0
50	BARREDA TORRES Man	0.00	1-0	0	1.2	1	0	0	0	0	0	0	3	1	0	0	0	4	.000	0	0	0	0	0	0
36	REYES VELA Arturo	0.00	0-0	0	3.0	1	1	0	0	1	0	0	2	5	1	0	0	11	.091	0	0	0	0	0	0
69	VERDUGO Ryan Louis	0.00	0-0	0	0.2	1	0	0	0	1	0	0	0	1	0	0	0	3	.333	0	0	0	0	0	0
93	CASTELLANOS GONZAL	0.00	1-0	0	2.1	2	0	0	0	0	0	0	0	0	0	0	0	7	.000	0	0	0	0	0	0
38	GONZALEZ RODRIGUEZ	0.00	1-0	0	1.2	1	0	0	0	2	0	0	0	3	0	0	0	7	.286	0	0	0	0	0	0
22	BERNARDINO Brennan	0.00	0-0	0	0.1	1	0	0	0	1	0	0	0	0	0	0	0	2	.500	0	0	0	0	0	0
43	CRUZ SUSTAITA Jesu	0.00	0-0	0	2.0	1	0	0	0	0	0	0	0	2	0	0	0	6	.000	0	0	0	0	0	0
46	BUSTAMANTE VALENZU	0.00	0-0	0	2.0	1	0	0	0	0	0	0	0	3	0	0	0	6	.000	0	0	0	0	0	0
72	VERA HERNANDEZ Edu	2.25	0-0	0	4.0	1	1	0	0	4	1	1	1	1	0	0	0	14	.286	0	0	0	0	0	0
62	RAMIREZ GONZALES H	6.00	0-0	0	3.0	1	1	0	0	3	2	2	2	1	0	0	2	10	.300	0	0	0	0	0	0
12	RIOS ALFARO Jesus	18.00	0-0	0	1.0	1	0	0	0	4	2	2	0	1	0	0	0	7	.571	0	0	0	0	0	0
Totals		1.88	3-0	0	24.0	3	3	0	0	17	5	5	10	19	1	0	2	85	.200	0	0	0	0	0	0
Opponents		6.35	0-3	0	22.2	3	3	0	0	27	24	16	8	33	5	0	4	96	.281	1	2	0	1	0	1

(All Games, Sorted by Fielding Pct)

#	PLAYER	C	PO	A	E	DP	FLD%	CSB	SBA	SBA%	CI	PB
44	SOLIS LOPEZ Roman	16	15	1	0	0	1.000	1	0	.000	0	0
2	SALAZAR CORDOVA Ja	12	5	7	0	2	1.000	0	0	0	0	0
24	NAVARRO MATA Efren	11	11	0	0	2	1.000	0	0	0	0	0
28	EVANS Phillip Math	9	6	3	0	0	1.000	0	0	0	0	0
13	VARGAS DE LA MORA	8	8	0	0	1	1.000	0	0	0	0	0
19	ARAIZA ROMERO Jesu	7	5	2	0	0	1.000	1	1	.500	0	0
8	QUIROZ ORTIZ Jesus	7	2	5	0	2	1.000	0	0	0	0	0
27	JONES JR Jonathan	5	5	0	0	0	1.000	0	0	0	0	0
75	PERIO JR. Derek No	5	5	0	0	0	1.000	0	0	0	0	0
14	VILLANUEVA LIMON C	5	1	4	0	0	1.000	0	0	0	0	0
39	PEREZ Juan Samuel	4	4	0	0	0	1.000	0	0	0	0	0
54	SOSA AHUMADA Humbe	3	3	0	0	0	1.000	0	0	0	0	0
1	FLORES SANTANA Jor	2	0	2	0	0	1.000	0	0	0	0	0
62	RAMIREZ GONZALES H	1	1	0	0	0	1.000	0	0	0	0	0
17	KELLY Justin Rober	1	0	1	0	0	1.000	0	0	0	0	0
43	CRUZ SUSTAITA Jesu	1	0	1	0	0	1.000	0	0	0	0	0
36	REYES VELA Arturo	3	1	1	1	0	.667	0	0	0	0	0
12	RIOS ALFARO Jesus	1	0	0	1	0	.000	0	0	0	0	0
Totals		101	72	27	2	3	.980	2	1	.333	0	0
Opponents		91	68	18	5	1	.945	1	1	.500	0	2

TEAM'S STATS – ESTADÍSTICAS DE EQUIPO

(INCLUDING GAMES 1-18 – INCLUYENDO PARTIDOS DEL 1 AL 18)



NETHERLANDS

NED

Overall Statistics for Netherlands (as of Nov 07, 2019)
(All Games, Sorted by Batting Avg)

Record: Tournament: 0-3 / Opening Round: 0-3

# PLAYER	AVG	GP-GS	AB	R	H	2B	3B	HR	RBI	TB	SLG%	BB	HP	SO	GDP	OB%	SF	SH	SB-ATT
2 RIFAELA Ademar Ber	.429	3-2	7	0	3	0	0	0	0	3	.429	1	0	1	0	.500	0	0	0-0
15 SCHOOP Sharlon Rom	.333	3-3	6	1	2	0	0	0	0	2	.333	2	0	1	0	.500	0	0	0-0
11 DIDDER Ray-Patrick	.286	3-2	7	0	2	1	0	0	0	3	.429	0	0	2	0	.286	0	0	1-1
27 CLEMENTINA Hendrik	.286	2-2	7	0	2	0	0	0	0	2	.286	0	0	3	0	.286	0	0	0-0
1 DAAL Carlton Arron	.250	3-2	8	1	2	0	0	0	0	2	.250	0	0	1	0	.250	0	0	0-0
42 LAMPE Gilmer Regin	.200	2-1	5	0	1	1	0	0	0	2	.400	0	0	2	0	.200	0	0	0-0
50 BERNADINA Rogerarv	.167	3-3	6	1	1	0	0	1	1	4	.667	4	0	1	0	.500	0	0	0-1
77 DE CASTER Yurendel	.167	3-2	6	0	1	0	0	0	2	1	.167	1	0	0	0	.286	0	0	0-0
23 WAWOE Gianfranco A	.167	2-1	6	1	1	0	0	0	0	1	.167	0	0	0	2	.167	0	0	0-0
13 PROFAR Juremi Greg	.143	3-2	7	0	1	0	0	0	0	1	.143	0	0	0	0	.143	0	0	0-0
35 SAMS Kalian Rivali	.143	2-2	7	1	1	0	0	0	0	1	.143	1	0	5	0	.250	0	0	0-0
4 TROMP Chadwick Cha	.125	3-2	8	1	1	0	0	1	2	4	.500	1	0	1	0	.222	0	0	0-0
7 KEMP Dwayne Richen	.000	2-1	4	0	0	0	0	0	0	0	.000	0	0	1	0	.000	0	0	0-0
18 LOOPSTOK Sicnarf F	.000	2-1	4	0	0	0	0	0	0	0	.000	1	0	1	0	.200	0	0	0-0
30 SMITH Curt Sciene	.000	3-1	3	0	0	0	0	0	0	0	.000	1	0	1	0	.250	0	0	0-0
Totals	.198		91	6	18	2	0	2	5	26	.286	12	0	20	2	.291	0	0	1-2
Opponents	.359		103	33	37	10	1	7	28	70	.68	13	1	16	1	.429	2	0	1-3

(All Games, Sorted by Earned Run Avg)

# PLAYER	ERA	W-L	SV	IP	G	GS	CG	SHO	H	R	ER	BB	SO	2B	3B	HR	AB	B/Avg	WP	HP	BK	IBB	SHA	SFA
20 BOLSENBROEK Mike	0.00	0-0	0	2.0	2	0	0	0	1	0	0	0	2	1	0	0	7	.143	0	0	0	0	0	0
33 KELLY Kevin Keary	0.00	0-0	0	1.1	2	0	0	0	2	0	0	2	1	0	0	0	6	.333	0	0	0	0	0	0
36 MARKWELL Diegomar	0.00	0-0	0	1.2	2	0	0	0	1	1	0	1	1	1	0	0	6	.167	0	0	0	0	0	0
45 SULBARAN Juancarlo	0.00	0-0	0	1.0	1	0	0	0	1	0	0	0	0	1	0	0	4	.250	0	0	0	0	0	0
10 VAN GURP Franklin	5.40	0-0	0	1.2	2	0	0	0	1	2	1	0	2	0	0	1	7	.143	1	1	0	0	0	0
19 CORDEMANS Robbie	6.00	0-1	0	3.0	1	1	0	0	3	3	2	0	2	1	0	2	11	.273	0	0	0	0	0	1
26 STUIFBERGEN Tom	9.00	0-1	0	1.0	1	1	0	0	2	2	1	0	1	0	0	0	5	.400	0	0	0	0	0	0
55 PLOEGER Jim	9.00	0-0	0	2.0	1	0	0	0	3	4	2	0	0	1	0	1	9	.333	0	0	0	0	0	1
16 HUIJER Lars Benjam	13.50	0-0	0	2.2	2	0	0	0	5	4	4	1	3	0	0	1	12	.417	1	0	0	1	0	0
49 JURRJENS Jair Fran	13.50	0-0	0	2.0	1	1	0	0	5	3	3	2	2	1	1	1	11	.455	0	0	0	0	0	0
40 YNTEMA Orlando Dam	13.50	0-1	0	2.2	1	0	0	0	4	4	4	2	1	1	0	0	11	.364	1	0	0	0	0	0
32 JOSEPHINA Orsen Gi	27.00	0-0	0	0.2	2	0	0	0	2	4	2	3	1	1	0	0	4	.500	0	0	0	0	0	0
39 MARTIS Shairon Ben	40.50	0-0	0	1.1	2	0	0	0	7	6	6	2	0	2	0	1	10	.700	0	0	0	0	0	0
Totals	9.78	0-3	0	23.0	3	3	0	0	37	33	25	13	16	10	1	7	103	.359	3	1	0	1	0	2
Opponents	2.16	3-0	0	25.0	3	3	0	0	18	6	6	12	20	2	0	2	91	.198	2	0	0	0	0	0

(All Games, Sorted by Fielding Pct)

# PLAYER	C	PO	A	E	DP	FLD%	CSB	SBA	SBA%	CI	PB
30 SMITH Curt Sciene	11	11	0	0	1	1.000	0	0	0	0	0
77 DE CASTER Yurendel	10	10	0	0	0	1.000	0	0	0	0	0
11 DIDDER Ray-Patrick	8	4	4	0	1	1.000	0	0	0	0	0
1 DAAL Carlton Arron	7	2	5	0	0	1.000	0	0	0	0	0
23 WAWOE Gianfranco A	7	5	2	0	1	1.000	0	0	0	0	0
15 SCHOOP Sharlon Rom	6	1	5	0	0	1.000	0	0	0	0	0
27 CLEMENTINA Hendrik	5	4	1	0	0	1.000	1	0	.000	0	1
35 SAMS Kalian Rivali	3	3	0	0	0	1.000	0	0	0	0	0
42 LAMPE Gilmer Regin	2	2	0	0	0	1.000	0	0	0	0	0
36 MARKWELL Diegomar	1	0	1	0	0	1.000	0	0	0	0	0
2 RIFAELA Ademar Ber	1	1	0	0	0	1.000	0	0	0	0	0
26 STUIFBERGEN Tom	1	1	0	0	0	1.000	0	0	0	0	0
55 PLOEGER Jim	1	0	1	0	0	1.000	0	0	0	0	0
4 TROMP Chadwick Cha	15	13	1	1	1	.933	1	1	.500	0	0
13 PROFAR Juremi Greg	9	5	3	1	0	.889	0	0	0	0	0
50 BERNADINA Rogerarv	8	6	1	1	1	.875	0	0	0	0	0
7 KEMP Dwayne Richen	2	1	0	1	0	.500	0	0	0	0	0
Totals	97	69	24	4	2	.959	2	1	.333	0	1
Opponents	109	75	31	3	3	.972	1	1	.500	0	0

TEAM'S STATS – ESTADÍSTICAS DE EQUIPO

(INCLUDING GAMES 1-18 – INCLUYENDO PARTIDOS DEL 1 AL 18)



PUERTO RICO

PUR

Overall Statistics for Puerto Rico (as of Nov 06, 2019)
(All Games, Sorted by Batting Avg)

Record: Tournament: 0-3 / Opening Round: 0-3

# PLAYER	AVG	GP-GS	AB	R	H	2B	3B	HR	RBI	TB	SLG%	BB	HP	SO	GDP	OB%	SF	SH	SB-ATT
57 GOMEZ VILLEGAS Edw	.600	2-1	5	0	3	0	0	0	1	3	.600	0	0	1	0	.600	0	0	0-0
18 DE JESUS JR Ivan	.364	3-3	11	0	4	0	0	0	0	4	.364	0	1	1	0	.417	0	0	0-0
26 DOMINGUEZ BAEZ Jef	.200	3-3	10	1	2	1	0	0	0	3	.300	0	0	2	1	.200	0	0	0-0
12 MARTINEZ PIZARRO O	.182	3-3	11	0	2	0	0	0	0	2	.182	1	0	1	0	.250	0	0	1-1
30 GONZALEZ RAMOS Yar	.167	2-2	6	1	1	0	0	0	0	1	.167	1	0	1	0	.286	0	0	0-0
2 VALENTIN DIAZ Jesm	.167	2-2	6	0	1	0	0	0	1	1	.167	0	0	1	0	.167	0	0	0-0
44 GARCIA ROMERO Anth	.000	3-3	11	0	0	0	0	0	0	0	.000	1	0	5	1	.083	0	0	0-0
36 RODRIGUEZ-CHEVERE	.000	2-2	5	0	0	0	0	0	0	0	.000	0	0	1	0	.000	0	0	0-0
1 MATEO GONZALEZ Lui	.000	1-1	2	0	0	0	0	0	0	0	.000	0	1	1	0	.333	0	0	0-0
25 GONZALEZ Jay Jorda	.000	1-1	2	0	0	0	0	0	0	0	.000	1	0	1	0	.333	0	0	0-0
32 TORRES RODRIGUEZ K	.000	2-1	4	0	0	0	0	0	0	0	.000	0	0	0	0	1.000	0	0	0-0
5 LOPEZ Jack Henry	.000	1-1	3	0	0	0	0	0	0	0	.000	0	0	0	1	.000	0	0	0-0
77 ORTIZ-FLORES Danie	.000	3-3	12	0	0	0	0	0	0	0	.000	0	0	7	0	.000	0	0	0-0
23 VIDAL MARRERO Davi	.000	1-1	3	0	0	0	0	0	0	0	.000	0	0	1	0	.000	0	0	0-0
Totals	.143		91	2	13	1	0	0	2	14	.154	4	2	23	3	.196	0	0	1-1
Opponents	.265		98	17	26	5	0	3	13	40	.408	7	0	25	1	.306	3	1	2-2

(All Games, Sorted by Earned Run Avg)

# PLAYER	ERA	W-L	SV	IP	G	GS	CG	SHO	H	R	ER	BB	SO	2B	3B	HR	AB	B/Avg	WP	HP	BK	IBB	SHA	SFA
51 MUNIZ Freddie Cabr	0.00	0-0	0	1.2	1	0	0	0	2	0	0	0	1	0	0	0	6	.333	0	0	0	0	0	0
17 ESCANIO FIGUEROA B	0.00	0-0	0	1.1	1	0	0	0	0	0	0	0	0	0	0	0	4	.000	0	0	0	0	0	0
42 MALDONADO Ivan	0.00	0-0	0	2.0	1	0	0	0	1	0	0	0	1	0	0	0	7	.143	0	0	0	0	0	0
34 ROMAN BRUNO Orland	0.00	0-0	0	1.0	1	0	0	0	1	0	0	0	1	0	0	0	4	.250	0	0	0	0	0	0
47 MEJIA TORRES Migue	0.00	0-0	0	1.0	1	0	0	0	1	0	0	0	0	0	0	0	3	.333	0	0	0	0	0	0
22 MARTINEZ PEREZ Mig	0.00	0-0	0	1.2	1	0	0	0	1	1	0	0	1	0	0	0	7	.143	0	0	0	0	0	1
65 NIEVES FIGUEROA Ef	0.00	0-0	0	1.0	1	0	0	0	1	0	0	0	3	0	0	0	4	.250	0	0	0	0	0	0
48 CRUZ MANON Fernand	4.50	0-1	0	4.0	1	1	0	0	2	5	2	4	6	0	0	1	15	.133	0	0	0	0	1	0
11 CINTRON BAEZ Luis	4.50	0-1	0	4.0	1	1	0	0	6	2	2	1	4	1	0	0	16	.375	1	0	0	0	0	1
16 SOTO CRUZ Giovanni	7.20	0-1	0	5.0	1	1	0	0	4	4	4	2	6	0	0	1	19	.211	0	0	0	0	0	0
43 FLORES Adalberto	9.00	0-0	0	1.0	1	0	0	0	2	1	1	0	1	2	0	0	5	.400	1	0	0	0	0	0
38 CABRERA ORTIZ Fern	18.00	0-0	0	1.0	1	0	0	0	2	2	2	0	1	1	0	1	5	.400	0	0	0	0	0	0
20 ROSA FLORES Ramesi	54.00	0-0	0	0.1	1	0	0	0	3	2	2	0	0	1	0	0	3	.1000	0	0	0	0	0	1
Totals	4.68	0-3	0	25.0	3	3	0	0	26	17	13	7	25	5	0	3	98	.265	2	0	0	0	1	3
Opponents	0.67	3-0	0	27.0	3	3	0	0	13	2	2	4	23	1	0	0	91	.143	1	2	0	0	0	0

(All Games, Sorted by Fielding Pct)

# PLAYER	C	PO	A	E	DP	FLD%	CSB	SBA	SBA%	CI	PB
36 RODRIGUEZ-CHEVERE	17	17	0	0	0	1.000	0	1	1.000	0	0
44 GARCIA ROMERO Anth	9	9	0	0	0	1.000	0	0	0	0	0
32 TORRES RODRIGUEZ K	9	9	0	0	0	1.000	0	1	1.000	0	0
77 ORTIZ-FLORES Danie	7	6	1	0	1	1.000	0	0	0	0	0
1 MATEO GONZALEZ Lui	5	1	4	0	1	1.000	0	0	0	0	0
18 DE JESUS JR Ivan	5	2	3	0	1	1.000	0	0	0	0	0
57 GOMEZ VILLEGAS Edw	3	3	0	0	0	1.000	0	0	0	0	0
25 GONZALEZ Jay Jorda	3	3	0	0	0	1.000	0	0	0	0	0
5 LOPEZ Jack Henry	2	1	1	0	0	1.000	0	0	0	0	0
43 FLORES Adalberto	1	0	1	0	0	1.000	0	0	0	0	0
11 CINTRON BAEZ Luis	1	0	1	0	0	1.000	0	0	0	0	0
23 VIDAL MARRERO Davi	1	1	0	0	0	1.000	0	0	0	0	0
26 DOMINGUEZ BAEZ Jef	22	20	1	1	1	.955	0	0	0	0	0
12 MARTINEZ PIZARRO O	7	2	4	1	1	.857	0	0	0	0	0
2 VALENTIN DIAZ Jesm	6	0	4	2	0	.667	0	0	0	0	0
48 CRUZ MANON Fernand	2	1	0	1	0	.500	0	0	0	0	0
Totals	100	75	20	5	2	.950	0	2	1.000	0	0
Opponents	118	81	37	0	3	1	0	1	1.000	0	0

TEAM'S STATS – ESTADÍSTICAS DE EQUIPO

(INCLUDING GAMES 1-18 – INCLUYENDO PARTIDOS DEL 1 AL 18)



CHINESE TAIPEI

TPE

Overall Statistics for Chinese Taipei (as of Nov 07, 2019)
(All Games, Sorted by Batting Avg)

Record: Tournament: 2-1 / Opening Round: 2-1

# PLAYER	AVG	GP-GS	AB	R	H	2B	3B	HR	RBI	TB	SLG%	BB	HP	SO	GDP	OB%	SF	SH	SB-ATT
6 WANG Wei-Chen	.308	3-3	13	2	4	1	0	0	1	5	.385	0	0	1	0	.308	0	0	0-0
15 HU Chin-Lung	.300	3-2	10	1	3	0	0	0	0	3	.300	0	0	1	0	.300	0	0	1-1
24 LIN Che-Hsuan	.286	3-1	7	1	2	0	0	0	0	2	.286	1	0	2	0	.375	0	0	0-0
83 LIN Li	.273	3-3	11	2	3	0	0	1	2	6	.545	0	0	6	0	.273	0	1	0-0
47 JHANG Jin-De	.250	2-1	4	0	1	0	0	0	1	1	.250	1	0	1	0	.400	0	0	0-0
7 CHANG Chih-Hao	.250	2-2	4	1	1	0	0	0	0	1	.250	0	0	3	0	.250	0	0	0-0
11 LIN Hung-Yu	.222	3-3	9	0	2	0	0	0	0	2	.222	2	0	2	0	.364	0	0	0-0
9 WANG Po-Jung	.200	3-3	10	1	2	0	0	0	0	2	.200	2	0	5	0	.333	0	0	0-0
85 CHU Yu-Hsien	.200	2-1	5	0	1	1	0	0	1	2	.400	0	0	1	0	.200	0	0	0-0
98 YUEH Tung-Hua	.167	3-2	6	1	1	0	0	0	0	1	.167	1	0	1	0	.286	0	0	0-0
29 CHEN Chun-Hsiu	.143	2-2	7	0	1	0	0	0	0	1	.143	1	0	3	1	.250	0	0	0-0
65 KAO Yu-Chieh	.000	2-0	1	0	0	0	0	0	0	0	.000	0	0	0	0	.000	0	0	0-0
14 WANG Sheng-Wei	.000	3-1	3	1	0	0	0	0	0	0	.000	0	0	3	0	.000	0	0	0-0
30 SU Chih-Chieh	.000	3-3	11	0	0	0	0	0	1	0	.000	0	0	1	0	.000	1	0	0-0
Totals	.208		101	10	21	2	0	1	6	26	.257	8	0	30	1	.264	1	1	1-1
Opponents	.190		100	9	19	2	2	1	9	28	.28	6	1	24	0	.243	0	1	2-2

(All Games, Sorted by Earned Run Avg)

# PLAYER	ERA	W-L	SV	IP	G	GS	CG	SHO	H	R	ER	BB	SO	2B	3B	HR	AB	B/Avg	WP	HP	BK	IBB	SHA	SFA
13 CHEN Hung-Wen	0.00	0-0	1	2.0	2	0	0	0	0	0	0	1	3	0	0	0	6	.000	0	0	0	0	0	0
58 HU Chih-Wei	0.00	0-0	0	3.2	1	0	0	0	3	1	0	1	3	1	0	0	14	.214	0	1	0	0	1	0
17 CHEN Kuan-Yu	0.00	0-0	0	1.1	2	0	0	0	1	0	0	0	2	0	0	0	5	.200	0	0	0	0	0	0
19 CHANG Yi	0.00	1-0	0	7.0	1	1	0	0	4	0	0	2	6	0	0	0	25	.160	0	0	0	0	0	0
22 WANG Yao-Lin	0.00	0-0	0	1.1	1	0	0	0	1	0	0	0	0	0	0	0	5	.200	0	0	0	0	0	0
71 CHIANG Shao-Ching	1.50	1-0	0	6.0	1	1	0	0	3	1	1	0	5	1	0	0	21	.143	0	0	0	0	0	0
32 CHEN Yu-Hsun	5.40	0-0	0	1.2	2	0	0	0	2	1	1	0	2	0	1	0	7	.286	0	0	0	0	0	0
41 LIAO Yi-Chung	9.00	0-1	0	2.0	1	1	0	0	2	2	2	1	0	0	1	0	8	.250	1	0	0	0	0	0
10 LIN Kai-Wei	18.00	0-0	0	1.0	2	0	0	0	1	2	2	1	2	0	0	0	4	.250	0	0	1	0	0	0
55 WANG Tsung-Hao	18.00	0-0	0	1.0	1	0	0	0	2	2	2	0	1	0	0	1	5	.400	0	0	0	0	0	0
Totals	2.67	2-1	1	27.0	3	3	0	0	19	9	8	6	24	2	2	1	100	.190	1	1	1	0	1	0
Opponents	2.08	1-2	0	26.0	3	3	0	0	21	10	6	8	30	2	0	1	101	.208	2	0	0	0	1	1

(All Games, Sorted by Fielding Pct)

# PLAYER	C	PO	A	E	DP	FLD%	CSB	SBA	SBA%	CI	PB
29 CHEN Chun-Hsiu	19	17	2	0	0	1.000	0	0	0	0	0
85 CHU Yu-Hsien	13	11	2	0	0	1.000	0	0	0	0	0
11 LIN Hung-Yu	10	10	0	0	0	1.000	0	0	1	1.000	0
47 JHANG Jin-De	9	9	0	0	0	1.000	0	0	1	1.000	0
6 WANG Wei-Chen	9	1	8	0	0	1.000	0	0	0	0	0
98 YUEH Tung-Hua	8	1	7	0	0	1.000	0	0	0	0	0
9 WANG Po-Jung	7	7	0	0	0	1.000	0	0	0	0	0
65 KAO Yu-Chieh	6	6	0	0	0	1.000	0	0	0	0	0
7 CHANG Chih-Hao	4	4	0	0	0	1.000	0	0	0	0	0
14 WANG Sheng-Wei	3	1	2	0	0	1.000	0	0	0	0	0
71 CHIANG Shao-Ching	2	2	0	0	0	1.000	0	0	0	0	0
30 SU Chih-Chieh	2	2	0	0	0	1.000	0	0	0	0	0
32 CHEN Yu-Hsun	1	1	0	0	0	1.000	0	0	0	0	0
58 HU Chih-Wei	1	1	0	0	0	1.000	0	0	0	0	0
10 LIN Kai-Wei	1	1	0	0	0	1.000	0	0	0	0	0
17 CHEN Kuan-Yu	1	1	0	0	0	1.000	0	0	0	0	0
19 CHANG Yi	1	0	1	0	0	1.000	0	0	0	0	0
24 LIN Che-Hsuan	1	1	0	0	0	1.000	0	0	0	0	0
83 LIN Li	16	5	10	1	0	.938	0	0	0	0	0
Totals	114	81	32	1	0	.991	0	2	1.000	0	0
Opponents	108	78	25	5	1	.954	0	1	1.000	0	0

TEAM'S STATS – ESTADÍSTICAS DE EQUIPO

(INCLUDING GAMES 1-18 – INCLUYENDO PARTIDOS DEL 1 AL 18)



USA

USA

Overall Statistics for United States (as of Nov 07, 2019)
(All Games, Sorted by Batting Avg)

Record: Tournament: 2-1 / Opening Round: 2-1

# PLAYER	AVG	GP-GS	AB	R	H	2B	3B	HR	RBI	TB	SLG%	BB	HP	SO	GDP	OB%	SF	SH	SB-ATT
14 KRATZ Erik Floyd	.625	3-3	8	4	5	1	0	2	3	12	1.500	1	0	0	0	.667	0	0	0-0
35 ROOKER JR Terry Br	.500	2-1	4	1	2	1	0	1	2	6	1.500	0	0	1	0	.500	0	0	0-1
5 EDWARDS Xavier Jam	.400	2-1	5	2	2	0	0	0	0	2	.400	0	0	3	0	.400	0	0	0-0
15 DALBEC Robert Vern	.364	3-3	11	3	4	0	0	2	6	10	.909	2	0	3	0	.462	0	0	0-0
4 PAYTON Mark David	.333	3-2	6	1	2	0	0	1	2	5	.833	1	0	0	0	.375	1	0	0-0
22 ADELL Jordon Scott	.308	3-3	13	1	4	0	0	1	3	7	.538	0	0	6	1	.308	0	0	0-0
2 CHATHAM Connor Jam	.286	2-2	7	1	2	0	0	0	0	2	.286	0	0	0	0	.286	0	0	0-0
23 BOHM Alec Daniel	.250	3-3	12	2	3	1	0	1	3	7	.583	0	0	1	1	.250	0	0	0-0
12 VAUGHN Andrew Clay	.222	3-2	9	0	2	1	0	0	0	3	.333	1	0	4	0	.300	0	0	0-0
1 CRONENWORTH Jacob	.200	3-3	10	3	2	1	0	1	1	6	.600	1	0	2	0	.273	0	0	0-0
11 WATERS Andrew Davi	.143	3-2	7	1	1	0	0	1	1	4	.571	1	0	5	0	.250	0	0	0-0
10 VARSHO Daulton Joh	.000	3-2	9	2	0	0	0	0	0	0	.000	1	0	1	0	.100	0	0	1-1
17 GUSHUE Taylor Ston	.000	1-0	1	0	0	0	0	0	0	0	.000	0	0	0	0	.000	0	0	0-0
Totals	.284		102	21	29	5	0	10	21	64	.627	8	0	26	2	.333	1	0	1-2
Opponents	.198		101	16	20	2	0	2	15	28	.277	8	2	32	2	.270	0	0	3-3

(All Games, Sorted by Earned Run Avg)

# PLAYER	ERA	W-L	SV	IP	G	GS	CG	SHO	H	R	ER	BB	SO	2B	3B	HR	AB	B/Avg	WP	HP	BK	IBB	SHA	SFA
29 DUNSHEE Parker Edw	0.00	0-0	0	2.1	1	1	0	0	1	2	0	1	3	0	0	0	9	.111	1	0	0	0	0	0
39 JONES Spencer Page	0.00	0-0	0	1.1	1	0	0	0	0	0	0	0	3	0	0	0	4	.000	0	0	0	0	0	0
37 SONG Noah Benjamin	0.00	0-0	0	2.0	2	0	0	0	1	0	0	1	3	1	0	0	6	.167	0	0	0	0	0	0
33 TILLO Daniel Vince	0.00	0-0	0	1.2	1	0	0	0	0	0	0	0	3	0	0	0	5	.000	0	0	0	0	0	0
50 POUNDERS Brooks Ca	0.00	0-0	0	1.0	1	0	0	0	0	0	0	0	0	0	0	0	3	.000	0	0	0	0	0	0
36 MILLS Gregory Wyat	0.00	1-0	0	2.0	1	0	0	0	0	0	0	0	2	0	0	0	6	.000	0	0	0	0	0	0
3 ANDREWS Clayton Da	0.00	0-0	0	2.0	2	0	0	0	0	0	0	0	1	0	0	0	6	.000	0	0	0	0	0	0
44 PONCE Cody Joseph	0.00	1-0	0	5.0	1	1	0	0	2	0	0	1	5	0	0	0	16	.125	0	0	0	0	0	0
38 RICHARD Clayton Co	0.00	0-0	0	1.0	1	0	0	0	0	0	0	0	1	0	0	0	4	.000	0	0	0	0	0	0
31 HOUCK Tanner Lee	4.15	0-1	0	4.1	1	1	0	0	5	3	2	0	6	0	0	0	18	.278	0	1	0	0	0	0
32 DICKSON Brandon Le	9.00	0-0	1	1.0	1	0	0	0	2	1	1	0	2	0	0	0	5	.400	1	0	0	0	0	0
43 FLYNN Brian Anthon	9.00	0-0	0	1.0	1	0	0	0	1	1	1	0	0	0	0	1	4	.250	0	0	0	0	0	0
16 THIELBAR Caleb Joh	18.00	0-0	0	1.0	1	0	0	0	2	2	2	1	2	0	0	0	5	.400	0	0	0	0	0	0
27 FEYEREISEN Jonatho	40.50	0-0	0	0.2	1	0	0	0	3	3	3	2	1	1	0	1	5	.600	0	0	0	1	0	0
8 MURFEE William Pen	54.00	0-0	0	0.2	1	0	0	0	3	4	4	2	0	0	0	0	5	.600	0	1	0	0	0	0
Totals	4.33	2-1	1	27.0	3	3	0	0	20	16	13	8	32	2	0	2	101	.198	2	2	0	1	0	0
Opponents	6.58	1-2	0	26.0	3	3	0	0	29	21	19	8	26	5	0	10	102	.284	1	0	0	1	0	1

(All Games, Sorted by Fielding Pct)

# PLAYER	C	PO	A	E	DP	FLD%	CSB	SBA	SBA%	CI	PB
14 KRATZ Erik Floyd	27	27	0	0	0	1.000	0	3	1.000	0	1
1 CRONENWORTH Jacob	12	3	9	0	1	1.000	0	0	0	0	0
12 VAUGHN Andrew Clay	12	11	1	0	0	1.000	0	0	0	0	0
2 CHATHAM Connor Jam	5	1	4	0	1	1.000	0	0	0	0	0
5 EDWARDS Xavier Jam	5	2	3	0	0	1.000	0	0	0	0	0
10 VARSHO Daulton Joh	5	5	0	0	0	1.000	0	0	0	0	0
11 WATERS Andrew Davi	4	4	0	0	0	1.000	0	0	0	0	0
22 ADELL Jordon Scott	3	3	0	0	0	1.000	0	0	0	0	0
31 HOUCK Tanner Lee	2	1	1	0	0	1.000	0	0	0	0	0
8 MURFEE William Pen	2	0	2	0	0	1.000	0	0	0	0	0
29 DUNSHEE Parker Edw	1	0	1	0	0	1.000	0	0	0	0	0
37 SONG Noah Benjamin	1	0	1	0	0	1.000	0	0	0	0	0
33 TILLO Daniel Vince	1	0	1	0	0	1.000	0	0	0	0	0
36 MILLS Gregory Wyat	1	1	0	0	0	1.000	0	0	0	0	0
44 PONCE Cody Joseph	1	1	0	0	0	1.000	0	0	0	0	0
17 GUSHUE Taylor Ston	1	1	0	0	0	1.000	0	0	0	0	0
32 DICKSON Brandon Le	1	0	1	0	0	1.000	0	0	0	0	0
43 FLYNN Brian Anthon	1	0	1	0	0	1.000	0	0	0	0	0
15 DALBEC Robert Vern	19	17	1	1	2	.947	0	0	0	0	0
23 BOHM Alec Daniel	7	2	4	1	1	.857	0	0	0	0	0
4 PAYTON Mark David	3	2	0	1	0	.667	0	0	0	0	0
Totals	114	81	30	3	2	.974	0	3	1.000	0	1
Opponents	105	78	26	1	2	.99	1	1	.500	0	1

TEAM'S STATS – ESTADÍSTICAS DE EQUIPO

(INCLUDING GAMES 1-18 – INCLUYENDO PARTIDOS DEL 1 AL 18)



VENEZUELA

VEN

Overall Statistics for Venezuela (as of Nov 06, 2019)
(All Games, Sorted by Batting Avg)

Record: Tournament: 1-2 / Opening Round: 1-2

# PLAYER	AVG	GP-GS	AB	R	H	2B	3B	HR	RBI	TB	SLG%	BB	HP	SO	GDP	OB%	SF	SH	SB-ATT
14 RINCONES Diego Ale	.714	2-2	7	0	5	1	0	0	1	6	.857	0	0	0	0	.714	0	0	0-0
27 GODOY ARAUJO Jose	.500	2-2	8	2	4	0	0	0	0	4	.500	1	0	2	0	.556	0	0	0-0
23 CASTRO PIRELA Luis	.417	3-3	12	1	5	2	0	0	2	7	.583	1	0	3	1	.462	0	0	0-0
28 FUENMAYOR PINA Bal	.400	2-2	5	2	2	0	0	0	0	2	.400	0	0	2	0	.400	0	0	0-0
22 CASTILLO ROQUE Ali	.333	3-3	12	2	4	2	0	0	0	6	.500	1	0	3	0	.385	0	0	0-0
10 MELENDEZ ROJAS Man	.333	2-1	3	0	1	0	0	0	0	1	.333	0	0	1	0	.333	0	0	0-0
5 QUERECUTO PEREZ Ju	.286	3-3	14	1	4	0	0	0	0	4	.286	0	0	3	0	.286	0	0	0-0
8 RODRIGUEZ RAMIREZ	.250	3-3	12	1	3	0	0	1	3	6	.500	0	0	3	0	.250	0	0	0-0
4 BLANCO PEREZ Andre	.250	2-2	8	0	2	0	0	0	0	2	.250	0	0	1	0	.250	0	0	0-0
24 RIVERO MILAN Carlo	.091	3-3	11	1	1	1	0	0	2	2	.182	1	0	3	1	.154	1	0	0-0
12 MACHADO MORENO Dix	.000	2-2	6	1	0	0	0	0	3	0	.000	1	0	1	0	.125	1	0	0-0
18 PALMA MACHADO Alex	.000	1-0	3	0	0	0	0	0	0	0	.000	0	0	1	0	.000	0	0	0-0
2 FLORES QUINTERO Je	.000	2-0	1	0	0	0	0	0	0	0	.000	0	0	0	0	.000	0	0	0-0
19 APODACA ALVAREZ Ju	.000	1-1	4	0	0	0	0	0	0	0	.000	0	0	3	0	.000	0	0	0-0
Totals	.292		106	11	31	6	0	1	11	40	.377	5	0	26	2	.319	2	0	0-0
Opponents	.213		94	12	20	4	0	0	11	24	.255	18	2	23	3	.348	1	0	1-1

(All Games, Sorted by Earned Run Avg)

# PLAYER	ERA	W-L	SV	IP	G	GS	CG	SHO	H	R	ER	BB	SO	2B	3B	HR	AB	B/Avg	WP	HP	BK	IBB	SHA	SFA
73 BRETO FERNANDEZ Li	0.00	0-0	0	1.0	2	0	0	0	1	0	0	0	1	1	0	0	4	.250	0	0	0	0	0	0
43 DOUBRONT Felix Ant	0.00	0-0	0	4.0	1	1	0	0	1	0	0	3	3	0	0	0	13	.077	0	0	0	0	0	0
35 NAVAS TOVAR Carlos	0.00	0-0	0	2.2	2	0	0	0	2	0	0	0	4	0	0	0	10	.200	0	0	0	0	0	0
39 PEREZ MONTES Willi	0.00	1-0	0	5.0	1	1	0	0	3	0	0	0	5	0	0	0	17	.176	1	0	0	0	0	0
95 MARTINEZ MENDEZ Lu	0.00	0-0	0	1.1	1	0	0	0	0	0	0	0	1	0	0	0	4	.000	0	0	0	0	0	0
57 SALINAS GARCIA Jho	0.00	0-0	0	1.0	1	0	0	0	1	0	0	0	2	0	0	0	4	.250	0	0	0	0	0	0
34 ALVAREZ MEDINA Hen	0.00	0-0	0	3.1	1	1	0	0	3	0	0	3	1	0	0	0	12	.250	0	0	0	0	0	0
26 ANGULO SEDANO Arge	0.00	0-0	0	1.1	1	0	0	0	0	0	0	0	3	0	0	0	4	.000	0	0	0	0	0	0
25 SOTILLET RIVERO An	4.50	0-0	0	2.0	2	0	0	0	2	2	1	2	0	1	0	0	7	.286	0	2	0	1	0	0
47 JIMENEZ GALLARDO D	5.40	0-0	0	1.2	1	0	0	0	2	1	2	1	2	1	0	0	7	.286	0	0	0	0	0	0
37 ALVARADO CASTRO Cr	9.00	0-0	0	1.0	1	0	0	0	1	1	1	0	1	0	0	0	4	.250	2	0	0	0	0	0
55 SOCOLOVICH RAUSSEO	18.00	0-1	0	1.0	2	0	0	0	3	2	2	3	1	2	0	0	5	.600	0	0	0	1	0	1
45 ESCOBAR DURAN Elvi	54.00	0-0	0	0.1	1	0	0	0	0	2	2	2	0	0	0	0	1	.000	1	0	0	0	0	0
15 VIZCAYA FREITEZ An	108.00	0-1	0	0.1	1	0	0	0	1	4	4	3	0	0	0	0	2	.500	0	0	0	0	0	0
Totals	3.81	1-2	0	26.0	3	3	0	0	20	12	11	18	23	4	0	0	94	.213	4	2	0	2	0	1
Opponents	3.67	2-1	1	27.0	3	3	0	0	31	11	11	5	26	6	0	1	106	.292	2	0	0	0	0	2

(All Games, Sorted by Fielding Pct)

# PLAYER	C	PO	A	E	DP	FLD%	CSB	SBA	SBA%	CI	PB
23 CASTRO PIRELA Luis	17	16	1	0	1	1.000	0	0	0	0	0
27 GODOY ARAUJO Jose	14	13	1	0	0	1.000	0	0	0	0	1
4 BLANCO PEREZ Andre	13	11	2	0	2	1.000	0	0	0	0	0
24 RIVERO MILAN Carlo	10	3	7	0	1	1.000	0	0	0	0	0
19 APODACA ALVAREZ Ju	10	10	0	0	0	1.000	0	1	1.000	0	0
22 CASTILLO ROQUE Ali	9	3	6	0	3	1.000	0	0	0	0	0
8 RODRIGUEZ RAMIREZ	8	7	1	0	0	1.000	0	0	0	0	0
5 QUERECUTO PEREZ Ju	7	4	3	0	1	1.000	0	0	0	0	0
14 RINCONES Diego Ale	3	3	0	0	0	1.000	0	0	0	0	0
10 MELENDEZ ROJAS Man	2	2	0	0	0	1.000	0	0	0	0	0
73 BRETO FERNANDEZ Li	1	0	1	0	0	1.000	0	0	0	0	0
47 JIMENEZ GALLARDO D	1	1	0	0	0	1.000	0	0	0	0	0
35 NAVAS TOVAR Carlos	1	1	0	0	0	1.000	0	0	0	0	0
2 FLORES QUINTERO Je	1	1	0	0	0	1.000	0	0	0	0	0
34 ALVAREZ MEDINA Hen	1	0	1	0	0	1.000	0	0	0	0	0
12 MACHADO MORENO Dix	9	3	5	1	1	.889	0	0	0	0	0
Totals	107	78	28	1	3	.991	0	1	1.000	0	1
Opponents	109	81	28	0	3	1	0	0	0	0	0

INDIVIDUAL LEADERS SUMMARY

RESUMEN DE LIDERES INDIVIDUALES

(INCLUDING GAMES 1-18 - INCLUYENDO PARTIDOS DEL 1 AL 18)

BATTING LEADERS - LIDERES OFENSIVOS

BATTING AVERAGE (min 2.7 PA/G)

1. KRATZ Erik Floyd, USA	.625
2. GODOY ARAUJO Jose, VEN	.500
- KIKUCHI Ryohsuke, JPN	.500
- PERIO JR. Derek No, MEX	.500
- SAMON MATAMORO Yor, CUB	.500
6. SUZUKI Seiya, JPN	.455
7. 3 Tied at	.444

SLUGGING PCT (min 2.7 PA/G)

1. KRATZ Erik Floyd, USA	1.500
2. VALERIO AYALA Char, DOM	1.222
3. SUZUKI Seiya, JPN	1.182
4. DALBEC Robert Vern, USA	.909
5. LEE Jung-Hoo, KOR	.778
6. GUZMAN MINYETTY Je, DOM	.750
7. BERNADINA Rogerarv, NED	.667
- CELESTINO TIBURCIO, DOM	.667
- NAVARRO MATA Efren, MEX	.667

ON BASE PCT (min 2.7 PA/G)

1. KRATZ Erik Floyd, USA	.667
2. LEE Jung-Hoo, KOR	.615
3. KONDO Kensuke, JPN	.571
4. GODOY ARAUJO Jose, VEN	.556
5. KIM Hyunsoo, KOR	.545
- SAMON MATAMORO Yor, CUB	.545
- VALERIO AYALA Char, DOM	.545
8. 2 Tied at	.538

RUNS

1. VALERIO AYALA Char, DOM	5
2. JONES JR Jonathan, MEX	4
- KIKUCHI Ryohsuke, JPN	4
- KRATZ Erik Floyd, USA	4
- PERIO JR. Derek No, MEX	4
6. 12 Tied at	3

HITS

1. KIKUCHI Ryohsuke, JPN	6
2. CASTRO PIRELA Luis, VEN	5
- KRATZ Erik Floyd, USA	5
- RINCONES Diego Ale, VEN	5
- SAMON MATAMORO Yor, CUB	5
- SUZUKI Seiya, JPN	5
7. 15 Tied at	4

RBI

1. SUZUKI Seiya, JPN	9
2. DALBEC Robert Vern, USA	6
- ESPINAL MARTINEZ E, DOM	6
4. MARTE JIMENEZ Alfr, DOM	5
- NAVARRO MATA Efren, MEX	5
- VALERIO AYALA Char, DOM	5
7. QUIROZ ORTIZ Jesus, MEX	4
8. 10 Tied at	3

DOUBLES

1. LEE Jung-Hoo, KOR	3
2. CASTILLO ROQUE Ali, VEN	2
- CASTRO PIRELA Luis, VEN	2
- MARTE JIMENEZ Alfr, DOM	2
5. 30 Tied at	1

TRIPLES

1. CELESTINO TIBURCIO, DOM	1
- GENDA Sosuke, JPN	1
- SUZUKI Seiya, JPN	1
- WADE Logan Gregory, AUS	1
- WHITEFIELD Aaron J, AUS	1

HOMERUNS

1. DALBEC Robert Vern, USA	2
- KRATZ Erik Floyd, USA	2
- SUZUKI Seiya, JPN	2
- VALERIO AYALA Char, DOM	2
5. 17 Tied at	1

TOTAL BASES

1. SUZUKI Seiya, JPN	13
2. KRATZ Erik Floyd, USA	12
3. VALERIO AYALA Char, DOM	11
4. DALBEC Robert Vern, USA	10
5. NAVARRO MATA Efren, MEX	8
6. 8 Tied at	7

WALKS

1. KONDO Kensuke, JPN	6
2. KIM Ha Seong, KOR	5
3. BERNADINA Rogerarv, NED	4
- PERDOMO FONNIEUR G, DOM	4
- POMPEY Tristan Gab, CAN	4
- WOOD Eric Elliott, CAN	4
7. CLARK Matthew Terr, MEX	3
- GLENDINNING Robert, AUS	3
- LEE Jung-Hoo, KOR	3
10. 13 Tied at	2

HIT BY PITCH

1. 13 Tied at	1
---------------	---

SACRIFICE HITS

1. ALARCON TARDIO Yos, CUB	1
- DUTTON Wade Anthon, AUS	1
- GONZALEZ ISIDORIA, CUB	1
- KIKUCHI Ryohsuke, JPN	1
- KIM Ha Seong, KOR	1
- LIN Li, TPE	1
- SANTOS MARTINEZ Ro, CUB	1
- SAUNDERS Michael E, CAN	1

SACRIFICE FLY

1. GLENDINNING Robert, AUS	1
- GRACIAL GARCIA Yur, CUB	1
- MACHADO MORENO Dix, VEN	1
- PAYTON Mark David, USA	1
- PERIO JR. Derek No, MEX	1
- RIVERO MILAN Carlo, VEN	1
- SU Chih-Chieh, TPE	1
- SUZUKI Seiya, JPN	1
- YANG Euiji, KOR	1

STOLEN BASES

1. PARK Min Woo, KOR	2
- SUZUKI Seiya, JPN	2
3. 12 Tied at	1

PLATE APPEARANCES

1. KIM Ha Seong, KOR	15
2. KIKUCHI Ryohsuke, JPN	14
- KONDO Kensuke, JPN	14
- QUERECUTO PEREZ Ju, VEN	14
- SUZUKI Seiya, JPN	14
6. 19 Tied at	13

AT BATS

1. QUERECUTO PEREZ Ju, VEN	14
2. ADELL Jordon Scott, USA	13
- WANG Wei-Chen, TPE	13
4. 15 Tied at	12

CAUGHT STEALING

1. BERNADINA Rogerarv, NED	1
- JONES JR Jonathan, MEX	1
- PERDOMO FONNIEUR G, DOM	1
- POMPEY Dalton Kenr, CAN	1
- ROOKER JR Terry Br, USA	1

STRIKEOUTS

1. ORTIZ-FLORES Danie, PUR	7
2. ADELL Jordon Scott, USA	6
- ARRUEBARRUENA ESCA, CUB	6
- CEPEDA CRUZ Freder, CUB	6
- DARVILL Wesley Wil, CAN	6
- LIN Li, TPE	6
- NILSSON Mitchell C, AUS	6
- PEREZ Juan Samuel, MEX	6
9. 9 Tied at	5

STRIKEOUTS LOOKING

1. GLENDINNING Robert, AUS	3
- NILSSON Mitchell C, AUS	3
- SUZUKI Seiya, JPN	3
- WATERS Andrew Davi, USA	3
5. LAMPE Gilmer Regin, NED	2
- LIN Che-Hsuan, TPE	2
- NAVARRO MATA Efren, MEX	2
- VAUGHN Andrew Clay, USA	2
9. 42 Tied at	1

GDP

1. WAWOE Gianfranco A, NED	2
2. 13 Tied at	1

INDIVIDUAL LEADERS SUMMARY

RESUMEN DE LIDERES INDIVIDUALES

(INCLUDING GAMES 1-18 – INCLUYENDO PARTIDOS DEL 1 AL 18)

PITCHING LEADERS – LIDERES EN PITCHEO

EARNED RUN AVG (min 0.8 IP/G)

1. 15 Tied at 0.00

OPPOSING AVG (min 0.8 IP/G)

1. KIM Kwanghyun, KOR .053
 - TAKAHASHI Rei, JPN .053
 - YANG Hyeonjong, KOR .053
 4. DOUBRONT Felix Ant, VEN .077
 - GUYER Joshua Alexa, AUS .077
 - RENAUD AUMONT Phil, CAN .077
 7. REYES VELA Arturo, MEX .091
 8. DYKXHOORN Brock Da, CAN .095
 9. KENT Steven John, AUS .118

INNINGS PITCHED

1. RENAUD AUMONT Phil, CAN 8.0
 2. CHANG Yi, TPE 7.0
 3. CHIANG Shao-Ching, TPE 6.0
 - DYKXHOORN Brock Da, CAN 6.0
 - KIM Kwanghyun, KOR 6.0
 - TAKAHASHI Rei, JPN 6.0
 - YANG Hyeonjong, KOR 6.0
 8. 5 Tied at 5.1

STRIKEOUTS

1. ROMERO HERNANDEZ E, DOM 10
 - YANG Hyeonjong, KOR 10
 3. RENAUD AUMONT Phil, CAN 9
 4. BLANCO MATOS Lazar, CUB 7
 - DYKXHOORN Brock Da, CAN 7
 - KENT Steven John, AUS 7
 - KIM Kwanghyun, KOR 7
 - VIERA ALVAREZ Carl, CUB 7
 - ZASTRYZNY Robert J, CAN 7
 10. 5 Tied at 6

WINS

1. 18 Tied at 1

SAVES

1. CHEN Hung-Wen, TPE 1
 - CHO Sangwoo, KOR 1
 - DICKSON Brandon Le, USA 1
 - MATHIESON Scott Wi, CAN 1
 - SEARLE Ryan Gregor, AUS 1

GAMES

1. 34 Tied at 2

GAMES STARTED

1. ATHERTON Timothy I, AUS 2
 2. 34 Tied at 1

SACRIFICE HITS AGAINST

1. MOINELO PITA Livan, CUB 2
 2. CRUZ MANON Fernand, PUR 1
 - HU Chih-Wei, TPE 1
 - MCAFFER William Ha, CAN 1
 - MOYLAN Peter Micha, AUS 1
 - RENAUD AUMONT Phil, CAN 1
 - TOLS Joshua Peter, AUS 1

SACRIFICE FLIES AGAINST

1. ALVAREZ SAEZ Fredd, CUB 1
 - CINTRON BAEZ Luis, PUR 1
 - CORDEMANS Robbie, NED 1
 - DYKXHOORN Brock Da, CAN 1
 - MARTINEZ PEREZ Mig, PUR 1
 - PLOEGER Jim, NED 1
 - ROSA FLORES Ramesi, PUR 1
 - SOCOLOVICH RAUSSEO, VEN 1
 - WILKINS Luke James, AUS 1

LOSSES

1. 18 Tied at 1

WILD PITCHES

1. ALVARADO CASTRO Cr, VEN 2
 2. 19 Tied at 1

BALKS

LIN Kai-Wei, TPE 1

HIT BY PITCH

1. SOTILLET RIVERO An, VEN 2
 - STREET Samuel Jame, AUS 2
 3. 9 Tied at 1

INTENTIONAL WALKS

1. FEYEREISEN Jonatho, USA 1
 - HUIJER Lars Benjam, NED 1
 - MCAFFER William Ha, CAN 1
 - MOINELO PITA Livan, CUB 1
 - SOCOLOVICH RAUSSEO, VEN 1
 - SOTILLET RIVERO An, VEN 1

HITS ALLOWED

1. MARTIS Shairon Ben, NED 7
 2. ALVAREZ SAEZ Fredd, CUB 6
 - ATHERTON Timothy I, AUS 6
 - CINTRON BAEZ Luis, PUR 6
 5. 7 Tied at 5

RUNS ALLOWED

1. MARTIS Shairon Ben, NED 6
 2. CRUZ MANON Fernand, PUR 5
 3. 10 Tied at 4

EARNED RUNS (min 0.8 IP/G)

1. 15 Tied at 0

WALKS ALLOWED (min 0.8 IP/G)

1. ALVAREZ SAEZ Fredd, CUB 0
 - CHIANG Shao-Ching, TPE 0
 - CORDEMANS Robbie, NED 0
 - DYKXHOORN Brock Da, CAN 0
 - HOUCK Tanner Lee, USA 0
 - IMANAGA Shota, JPN 0
 - MOYLAN Peter Micha, AUS 0
 - PEREZ MONTES Willi, VEN 0
 - YANG Hyeonjong, KOR 0
 10. 10 Tied at 1

INDIVIDUAL LEADERS SUMMARY

RESUMEN DE LIDERES INDIVIDUALES

(INCLUDING GAMES 1-18 – INCLUYENDO PARTIDOS DEL 1 AL 18)

FIELDING LEADERS – LIDERES DEFENSIVOS

PUTOUTS

1.	ALARCON TARDIO Yos, CUB	32
2.	VALERIO AYALA Char, DOM	28
3.	KRATZ Erik Floyd, USA	27
-	YAMADA Tetsuto, JPN	27
5.	PARK Byungho, KOR	25
6.	YANG Euiji, KOR	24
7.	LENNERTON Jordan M, CAN	23
8.	DOMINGUEZ BAEZ Jef, PUR	20
9.	DEGLAN Kellin Lee, CAN	18
10.	4 Tied at	17

ASSISTS

1.	SAKAMOTO Hayato, JPN	15
2.	KIKUCHI Ryohsuke, JPN	13
-	KIM Ha Seong, KOR	13
4.	LIN Li, TPE	10
5.	CRONENWORTH Jacob, USA	9
-	DARVILL Wesley Wil, CAN	9
-	WADE Logan Gregory, AUS	9
8.	LEBLANC Charles, CAN	8
-	WANG Wei-Chen, TPE	8
10.	3 Tied at	7

ERRORS

1.	DARVILL Wesley Wil, CAN	3
2.	VALENTIN DIAZ Jesm, PUR	2
3.	20 Tied at	1

CAUGHT STEALING

1.	ALARCON TARDIO Yos, CUB	1
-	ARAIZA ROMERO Jesu, MEX	1
-	CLEMENTINA Hendrik, NED	1
-	SOLIS LOPEZ Roman, MEX	1
-	TROMP Chadwick Cha, NED	1

TEAM'S STATS RANKING ESTADÍSTICAS POR EQUIPO

(INCLUDING GAMES 1-18 - INCLUYENDO PARTIDOS DEL 1 AL 18)

BATTING - BATEO

TEAM	AVG	G	AB	R	H	2B	3B	HR	RBI	TB	SLG%	BB	HP	SO	GDP	OB%	SF	SH	SB-ATT
Dominican Republic	.304	3	92	23	28	5	1	4	23	47	.511	12	1	15	1	.390	0	0	3-4
Venezuela	.293	3	106	11	31	6	0	1	11	40	.377	5	0	26	2	.319	2	0	0-0
United States	.284	3	102	21	29	5	0	10	21	64	.627	8	0	26	2	.333	1	0	1-2
Mexico	.281	3	96	24	27	5	0	4	18	44	.458	8	2	33	1	.346	1	0	1-2
Korea	.255	3	94	15	24	5	0	0	14	29	.309	16	4	16	2	.383	1	1	4-4
Japan	.253	3	99	20	25	3	2	2	19	38	.384	17	1	18	0	.364	1	1	3-3
Chinese Taipei	.208	3	101	10	21	2	0	1	6	26	.257	8	0	30	1	.264	1	1	1-1
Netherlands	.198	3	91	6	18	2	0	2	5	26	.286	12	0	20	2	.291	0	0	1-2
Cuba	.163	3	98	3	16	0	0	0	3	16	.163	4	1	28	0	.202	1	3	1-1
Canada	.146	3	89	5	13	4	0	0	5	17	.191	18	2	35	1	.303	0	1	0-1
Puerto Rico	.143	3	91	2	13	1	0	0	2	14	.154	4	2	23	3	.196	0	0	1-1
Australia	.130	3	92	5	12	1	2	1	5	20	.217	6	0	34	0	.182	1	1	0-0
TOTALS	.223	18	1151	145	257	39	5	25	132	381	.331	118	13	304	15	.301	9	8	16-21

PITCHING - PITCHEO

TEAM	ERA	W-L	SV	IP	GS	CG	SHO	H	R	ER	BB	SO	2B	3B	HR	AB	B/Avg	WP	HP	BKIBB	SHA	SFA	
Korea	0.33	3-0	1	27.0	3	0	0	11	1	1	5	31	1	0	0	92	.120	2	1	0	0	0	0
Japan	1.67	3-0	0	27.0	3	0	0	25	5	5	3	25	1	0	0	105	.238	0	0	0	0	0	0
Mexico	1.88	3-0	0	24.0	3	0	0	17	5	5	10	19	1	0	2	85	.200	0	0	0	0	0	0
Canada	2.08	1-2	1	26.0	3	0	0	14	6	6	7	29	2	1	0	92	.152	1	0	0	1	2	1
Australia	2.36	1-2	1	26.2	3	0	0	18	10	7	15	24	5	0	0	94	.191	1	2	0	0	2	1
Chinese Taipei	2.67	2-1	1	27.0	3	0	0	19	9	8	6	24	2	2	1	100	.190	1	1	1	0	1	0
Venezuela	3.81	1-2	0	26.0	3	0	0	20	12	11	18	23	4	0	0	94	.213	4	2	0	2	0	1
Cuba	4.00	1-2	0	27.0	3	0	0	22	12	12	17	29	2	1	1	95	.232	3	4	0	1	2	1
United States	4.33	2-1	1	27.0	3	0	0	20	16	13	8	32	2	0	2	101	.198	2	2	0	1	0	0
Puerto Rico	4.68	0-3	0	25.0	3	0	0	26	17	13	7	25	5	0	3	98	.265	2	0	0	0	1	3
Dominican Republic	7.89	1-2	0	21.2	3	0	0	28	20	19	9	27	4	0	9	92	.304	2	0	0	0	0	0
Netherlands	9.78	0-3	0	23.0	3	0	0	37	33	25	13	16	10	1	7	103	.359	3	1	0	1	0	2
TOTALS	3.66	18-18	5	307.1	36	0	0	257	146	125	118	304	39	5	25	1151	.223	21	13	1	6	8	9

DEFENSE - DEFENSA

TEAM	C	PO	A	E	DP	FLD%	CSB	SBA	SBA%	CI	PB
Dominican Republic	86	65	19	2	1	.977	0	1	1.000	0	1
Venezuela	107	78	28	1	3	.991	0	1	1.000	0	1
United States	114	81	30	3	2	.974	0	3	1.000	0	1
Mexico	101	72	27	2	3	.980	2	1	.333	0	0
Korea	111	81	30	0	0	1.000	0	0	0	0	0
Japan	120	81	38	1	2	.992	0	0	0	0	0
Chinese Taipei	114	81	32	1	0	.991	0	2	1.000	0	0
Netherlands	97	69	24	4	2	.959	2	1	.333	0	1
Cuba	105	81	22	2	4	.981	1	1	.500	0	0
Canada	109	78	28	3	1	.972	0	3	1.000	0	0
Puerto Rico	100	75	20	5	2	.950	0	2	1.000	0	0
Australia	107	80	26	1	1	.991	0	1	1.000	0	0
TOTALS	1271	922	324	25	21	.980	5	16	.762	0	4

SUPER ROUND – SUPER RONDA

STANDINGS – POSICIÓN DE EQUIPOS

SUPER ROUND – SUPER RONDA (JAPAN)

RK	TEAM – EQUIPO	GP	W	L	AVG	GB
1	 JAPAN	1	1	0	1.000	-
1	 KOREA	1	1	0	1.000	-
1	 MEXICO	1	1	0	1.000	-
4	 AUSTRALIA	1	0	1	.000	1.0
4	 CHINESE TAIPEI	1	0	1	.000	1.0
4	 USA	1	0	1	.000	1.0

The Teams are placed according the Tournament Regulations for the WBSC.

Los equipos son ordenados en atención a los Reglamentos Oficiales de la WBSC.

SUPER ROUND – SUPER RONDA

SCHEDULE AND RESULTS – CALENDARIO Y RESULTADOS

SUNDAY NOVEMBER 3 – DOMINGO 3 DE NOVIEMBRE, 2019

#	Hour Hora	Stadium Campo	Group Grupo	Away Team Equipo Visitante	Home Team Equipo Local	Score	Inn
1	19:00	GUADALAJARA	A	MEXICO	USA	8-2	

WEDNESDAY NOVEMBER 6 – MIÉRCOLES 6 DE NOVIEMBRE, 2019

#	Hour Hora	Stadium Campo	Group Grupo	Away Team Equipo Visitante	Home Team Equipo Local	Score	Inn
15	19:00	SEOUL	C	AUSTRALIA	KOREA	0-5	

THURSDAY NOVEMBER 7 – JUEVES 7 DE NOVIEMBRE, 2019

#	Hour Hora	Stadium Campo	Group Grupo	Away Team Equipo Visitante	Home Team Equipo Local	Score	Inn
16	18:30	TAICHUNG	B	JAPAN	CHINESE TAIPEI	8-1	

MONDAY NOVEMBER 11 – LUNES 11 DE NOVIEMBRE, 2019

#	Hour Hora	Stadium Campo	Group Grupo	Away Team Equipo Visitante	Home Team Equipo Local	Score	Inn
19	12:00	ZOZO Marine, Chiba	SR	CHINESE TAIPEI	MEXICO		
20	19:00	ZOZO Marine, Chiba	SR	AUSTRALIA	JAPAN		
21	19:00	Tokyo Dome	SR	USA	KOREA		

TUESDAY NOVEMBER 12 – MARTES 12 DE NOVIEMBRE, 2019

#	Hour Hora	Stadium Campo	Group Grupo	Away Team Equipo Visitante	Home Team Equipo Local	Score	Inn
22	12:00	Tokyo Dome	SR	AUSTRALIA	MEXICO		
23	19:00	ZOZO Marine, Chiba	SR	CHINESE TAIPEI	KOREA		
24	19:00	Tokyo Dome	SR	USA	JAPAN		

WEDNESDAY NOVEMBER 13 – MIÉRCOLES DE NOVIEMBRE, 2019

#	Hour Hora	Stadium Campo	Group Grupo	Away Team Equipo Visitante	Home Team Equipo Local	Score	Inn
25	12:00	Tokyo Dome	SR	AUSTRALIA	USA		
26	19:00	Tokyo Dome	SR	MEXICO	JAPAN		

FRIDAY NOVEMBER 15 – VIERNES 15 DE NOVIEMBRE, 2019

#	Hour Hora	Stadium Campo	Group Grupo	Away Team Equipo Visitante	Home Team Equipo Local	Score	Inn
27	12:00	Tokyo Dome	SR	CHINESE TAIPEI	USA		
28	19:00	Tokyo Dome	SR	MEXICO	KOREA		



SUPER ROUND – SUPER RONDA

SCHEDULE AND RESULTS – CALENDARIO Y RESULTADOS

SATURDAY NOVEMBER 16 – SÁBADO 16 DE NOVIEMBRE, 2019

#	Hour Hora	Stadium Campo	Group Grupo	Away Team Equipo Visitante	Home Team Equipo Local	Score	Inn
29	12:00	Tokyo Dome	SR	 AUSTRALIA	 CHINESE TAIPEI		
30	19:00	Tokyo Dome	SR	 KOREA	 JAPAN		

SUNDAY NOVEMBER 17 – DOMINGO 17 DE NOVIEMBRE, 2019

#	Hour Hora	Stadium Campo	Group Grupo	Away Team Equipo Visitante	Home Team Equipo Local	Score	Inn
31	12:00	Tokyo Dome	 BRONZE	4th Place after SR	3rd Place after SR		
32	19:00	Tokyo Dome	 GOLD	2nd Place after SR	1st Place after SR		

Local time in Japan/ Hora local en Japón

ABBREVIATIONS – ABREVIATURAS

(IN ALPHABETICAL ORDER – EN ORDEN ALFABÉTICO)

HITTING – OFENSIVA			PITCHING – PITCHEO		
2B	Doubles	Dobles	2B	Doubles allowed	Dobles permitidos
3B	Triples	Triples	3B	Triples allowed	Triples permitidos
AB	At bats	Veces al bate	AB	At bats	Veces al bate
AVG	Batting average	Average de bateo	B/Avg	Opponent batting average	Average de bateo de los oponentes
BB	Base on balls	Base por bolas	BK	Balk	Balk
GDP	Grounded into double plays	Batazo para Doble Play	BB	Base on balls allowed	Bases por bolas concedidas
G	Games played	Juegos jugados	CG	Complete games	Juegos completo
H	Hits	Hits conectados	ER	Earned runs allowed	Carreras limpias permitidas
HP	Hit by pitch	Golpeado por el lanzador	ERA	Earned run average	Promedio de efectividad
HR	Homeruns	Cuadrangulares	IBB	Intentional base on balls allowed	Bases por bolas intencionales
IBB	Intentional base on balls	Base por bolas intencional	GP	Games pitched	Juegos lanzados
OB%	On base percentage	Promedio de embasado	GS	Games started	Juegos Iniciados
R	Runs scored	Carreras anotadas	H	Hits allowed	Hits permitidos
RBI	Runs batted in	Carreras impulsadas	HP	Hit by pitch	Golpeados por el lanzamiento
SB / ATT	Stolen bases / SB attempts	Bases Robadas / Intentos de robo	HR	Home runs allowed	Cuadrangulares permitidos
SF	Sacrifice flies	Sacrificio Fly	IP	Innings played	Entradas lanzadas
SH	Sacrifice hits	Toque de sacrificio	R	Runs allowed	Carreras permitidas
SLG%	Slugging percentage	Average de slugging	SO	Strikeouts	Ponches propinados
SO	Strikeouts	Ponches	SFA	Sacrifice flies allowed	Sacrificios fly permitidos
TB	Total bases	Total de bases alcanzadas por hit	SHA	Sacrifice hits allowed	Toques de sacrificio permitidos
			SHO	Shutouts / Combination shutouts	Blanqueos / Blanqueos combinados
			SV	Saves	Juegos salvados
			W-L	Wins/Losses	Juegos ganados/Perdidos
			WP	Wild pitches	Wild pitches

FIELDING – DEFENSA

A	Assists	Asistencias
C	Chances	Total de lances
CI	Catcher's interference	Interferencia del receptor
CSB	Caught stealing (by pitcher and catcher)	Atrapado robando (del lanzador y del receptor)
DP	Double plays participated in	Participaciones en doble play
E	Errors	Errores
FLD%	Fielding percentage	Promedio de defensa
PB	Passed balls (catcher)	Passed ball (receptor)
PO	Putouts	Outs (Eliminaciones)
SBA	Stolen bases allowed (pitcher and catcher)	Robos permitidos (lanzador y receptor)
SBA%	Stolen bases against percentage (pitcher and catcher)	Promedio de robos permitidos (lanzador y receptor)