



DESIGNLIGHT

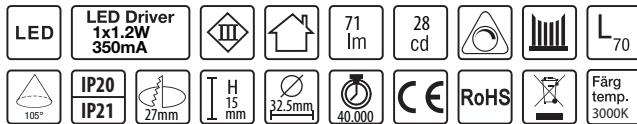
SCANDINAVIAN AB

Art nr: **Q-32MW**

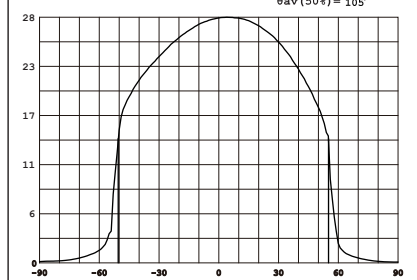
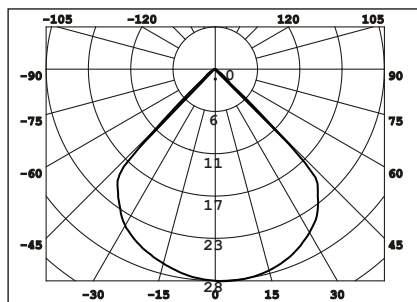
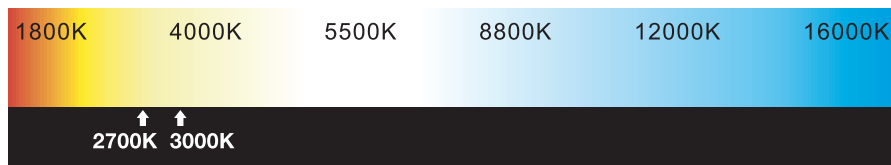
E-nr: **74 641 37**

Effekt Power	Material Material	Färgtemperatur Color temperature	Armaturfärg Fixture color	Anslutning Connection	Ljusflöde Luminous flux
1.2W	Aluminium	3000K	Matt white	350mA	71 lm

CE, ROHS, IP CERTIFIED BY SGS

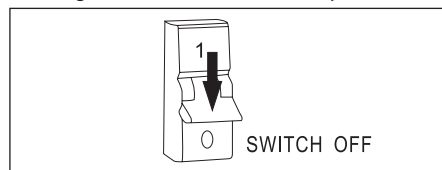


- Dimbar med 350 mA driver
- 59 lm/w med lens, driver
- 73 lm/w utan lens, driver
- CRI Värde > 85
- Dimmable with 350 mA driver
- 59 lm/W with lens, driver
- 73 lm/W without lens, driver
- CRI value > 85

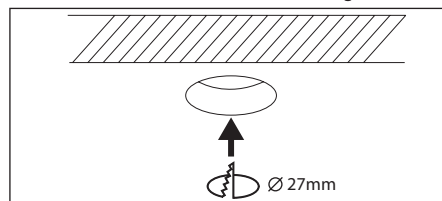


Avstånd	Belysningsstyrka	Spridnings vinkel 105°	Diam.
0.50m	56.42lx/112.43lx		98.96mm
1.00m	14.11lx/28.11lx		197.93mm
1.50m	6.27lx/12.49lx		296.89mm
2.00m	3.53lx/7.03lx		395.86mm
3.00m	1.57lx/3.12lx		593.78mm

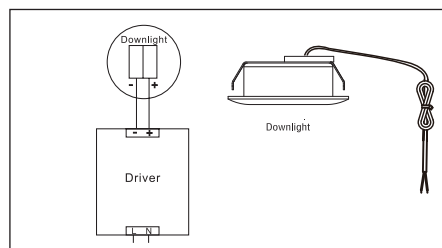
1. Stäng av strömmen/Turn off the power



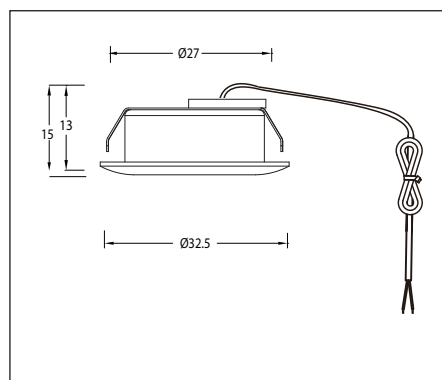
2. Borra hål i taket/Drill hole in ceiling



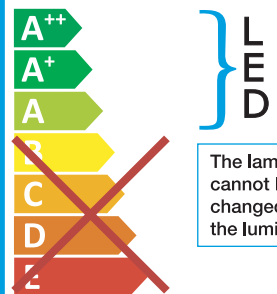
3. Anslut till LED-drivern/Connect to LED driver



Mått/Dimension



 This luminaire contains built-in LED lamps.



The lamps cannot be changed in the luminaire.

874/2012

Komihåg vid montering av downlight LED

Kontrollmät ALLTID diametern före håltagning i tak. Antal watt per lampa x antalet lampor ger storleken på transformator. Vid installation av LED följ ALLTID kopplingschema.

- OBS! Det är olika transformatorer på LED och halogen.
- 1-2W/kvm vid mjukare belysning normal takhöjd.
- 3-4W/kvm vid allmän belysning normal takhöjd.

LED är:

- Miljövänlig och energisnål.
- Lång livslängd, 20.000-50.000 timmar.
- Låg värmeutveckling, stötsäker.

Trivs bäst i kyla, ju lägre temperatur och god luftarea desto bättre ljuseffekt. För ökad livslängd på LED-lampor bör armaturer med kylfläns användas.

Tänk på att **ALDRIG** montera downlight direkt mot lättantändligt material. Desto mer luftarea runt den monterade downlighten, desto säkrare blir installationen. Ökad luftarea ger längre livslängd på ljuskälla och armatur.

Things to remember when installing LED downlights

ALWAYS measure the diameter prior to perforation in ceiling. The amount of Watt per light times the number of lights equal the size of transformer. During installation of LED, **ALWAYS** adhere to the circuit diagram.

N.B. Transformers differ for LED and halogen.

- 1-2W/square meter for softer lighting and standard ceiling height.
- 3-4W/square meter for ambient lighting and standard ceiling height.

LED is:

- Environmentally friendly and energy efficient.
- Long life expectancy, 20 000-50 000 hours.
- Low heat generation, shock resistant.

LED lights perform at best in cold, the lower the temperature and the more air volume, the better the light output. For increased longevity on LED lights, fixtures with heat sinks should be used.

Remember to **NEVER** install a downlight directly adjacent flammable materials. Sufficient air volume surrounding the installed fixture provides a safer installation. Increased air volume increases life expectancy for both light source and fixture.



DESIGNLIGHT

SCANDINAVIAN AB

Designlight Scandinavian AB | Toffelvägen 1 | SE-342 60 Moheda

Kundcenter: Telefon 0472-716 10 | Fax 0472-716 09 | info@designlight.nu | www.designlight.nu

www.designlight.nu