

WD-4S BASIC / GLASS

UNDERCOUNTER DISHWASHER

FEATURES

- The WD-4S can wash up to 50 baskets per hour. This amounts to 1,000 glasses, 900 plates or 450 trays - hour after hour after hour.
- The clean design means that the washing chamber is larger and can even accommodate trays up to a size of 530 x 330 mm and 1/1 canteens with accessories.
- A simple push of a button allows you to easily change the water so you can switch between washing soiled plates and washing glasses and trays. The two functions in the same machine save both space and time.
- The low noise levels when the machine is in operation results in a good working environment.

OPTIONS

- ECO-FLOW condensing unit with heat recovery by the exhausted steam. (cold water connection is required) 6,9 kW booster heater is recommended.
- Booster heater 6,9 kW for cold water connection. Connection power 7,65 kW, 16A, only 3-fase connection. Capacity approx 35 baskets/hour.
- Active filter for continuous cleaning of water in wash tank.

- The door can be placed in a space-saving hygienic position, which prevents the growth of bacteria when the machine is not in use.
- The stainless steel wash arms have individually positioned nozzles. This allows coverage and cleaning of every millimetre of the dishware.
- An inbuilt drain pump ensures that all of the water is emptied regardless of the machine's position.
- Automatic control of the water temperature and quantity, as well as automatic cleaning, ensures a high standard of hygiene.
- Inbuilt dosing for both detergent and drying agents simplifies operation. No need for bulky dosing equipment next to the machine.
- Back flow protection prevents the back-flow of dirty water into the mains water system.

EXTRA EQUIPMENT

- Bottom frame with guide rails for 3 baskets (201.0556)
- Bottom frame with guide rails for 3 baskets, lockable cabinet for detergent and drying agent for (201.0557)
- Integrated under the bench set, on right side (201.0550H)
- Integrated under the bench set, on left side (201.0550V)
- Splash plate on roof (201.0581)



- Glass basket (201.0558)

TECHNICAL DATA BASIC & GLASS MODEL	WD-4S
Wash pump (kW)	0,75
Booster heater (kW) (400V / 230V)	4,2/2,8
Tank heater (kW)	1,4
Drain pump (kW)	0,04
Booster pump (kW) *	0,37
Tank volume (litres)	20
Heat recovery fan (kW) **	0,01
Weight, machine in operation (kg)	85
Enclosure class (IP)	44

* Only in combination with breaktank

** Option on some markets

CAPACITY AND OPERATING DATA	WD-4S
Capacity, maximum number of baskets per hour	50**
Basket size (mm)	500x500
Total wash time BASIC programme 1 (min.) **	1,2
Total wash time BASIC programme 2 (min.) **	2,4
Total wash time BASIC programme 3 (min.) **	4,2
Total wash time GLASS programme 1 (min.) **	1,2
Total wash time GLASS programme 2 (min.) **	1,2
Total wash time GLASS programme 3 (min.) **	2,2
Water consumption rinse/programme (litres)	2,4
Sound level (dB(A))	61
Maximum surface temperature at a room temperature of 20°C	35

* Hot water connection 50 - 65 °C. With cold water connection or condensing unit the capacity is lowered.

** Factory setting. The wash time is adjustable.

CONNECTION, MACHINE	WD-4S
Total connected power (kW) (400V 3N~) *	4,95/7,65*
Total connected power (kW) (230V 1N~)	3,55
Main fuse (400V 3N~ (A)) **	10/16**
Main fuse (230V 3N~ (A))	16
Connection cable, area 400V 3N~ (L1-L3, N, PE) Cu (mm2) ***	2,5

* Cold water connection

** Other voltage on request

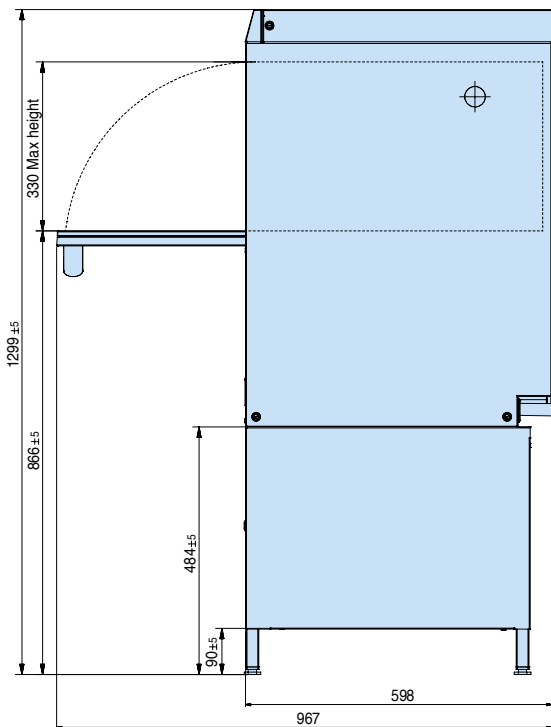
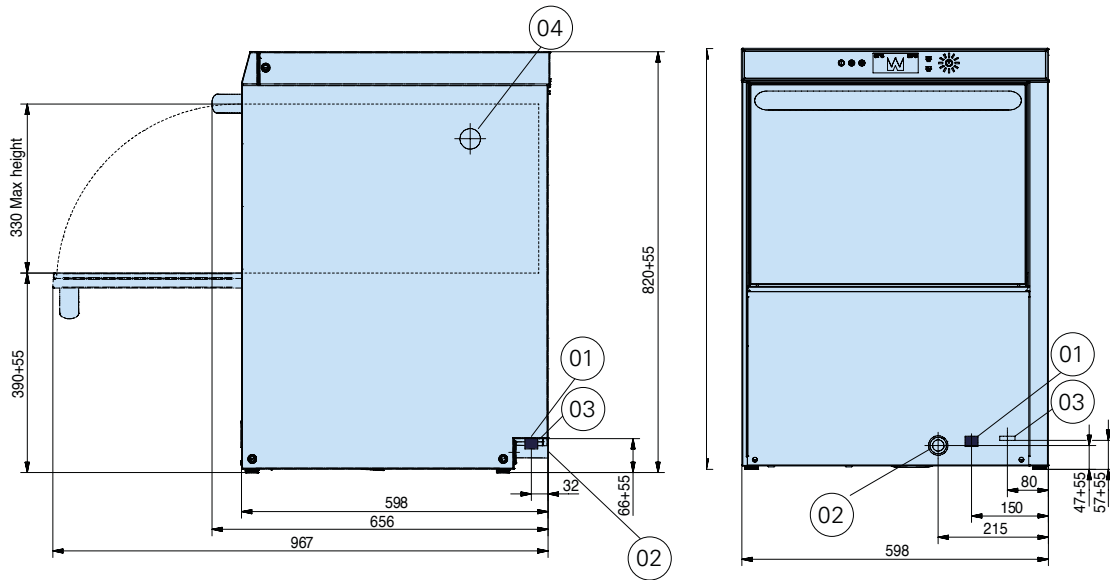
*** 2 meter cable is included

Wexiödisk

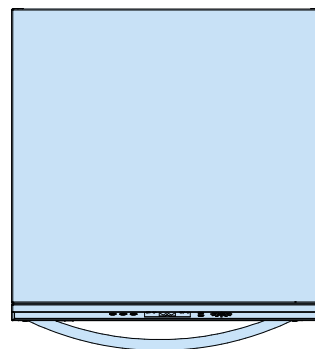
WATER, DRAIN AND VENTILATION CONNECTIONS	WD-4S
Water quality, hardness (°dH)	2-7
Hot water connection (50- 65 °C) (external thread) as standard	R ¾"
Cold water connection (5-12 °C) (external thread) * when using ECO-FLOW	R ¾"
Drain connection, hose 2 meter, of which 1.3 meters outside the machine (ø mm)	22
Water capacity, pressure (kPa)	20
Water capacity, flow (litres/min)	5
Floor drain (litres/sec.)	1
Heat load to room (total, sensible, latent) (kW)	1,7 / 1,2 / 0,5

* Option on some markets

SIZE AND WEIGHT FOR TRANSPORTATION	WD-4S
Size (LxWxH) (mm) incl. packaging	700x760x1000
Weight of machine (kg), including packaging	85



- 01. Water connection, external thread, R3/4"
- 02. Drain connection, PP pipe, Ø 22mm, length 2m
- 03. Electrical connection cable, length 2m
- 04. Non-return valve



Wexiödisk