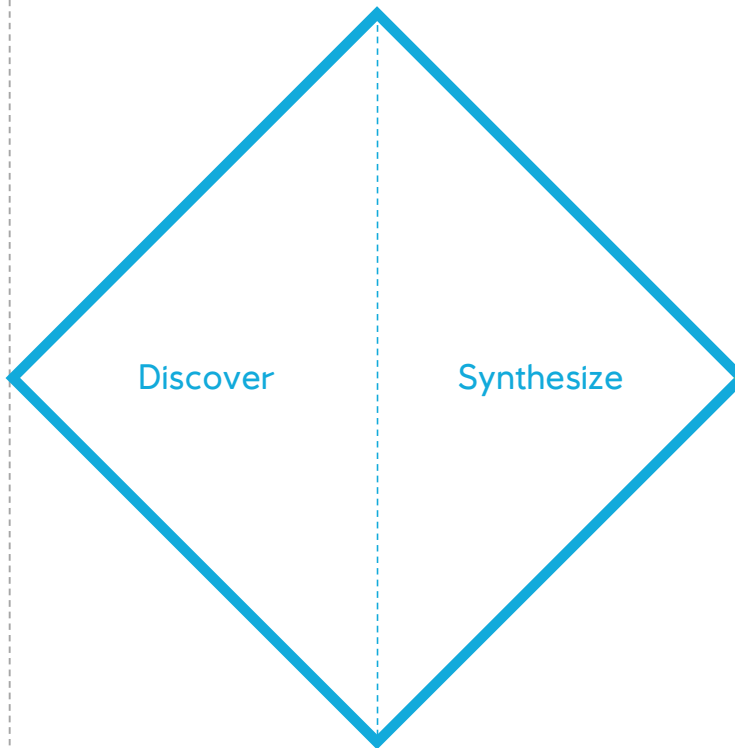


## Design Thinking & Master Data Audit Trail

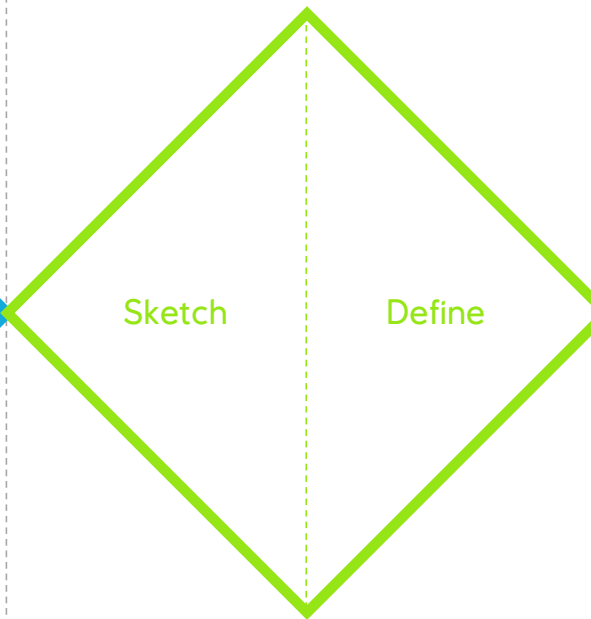
## Insights & Opportunities

*Understand what people need and define how you can help*



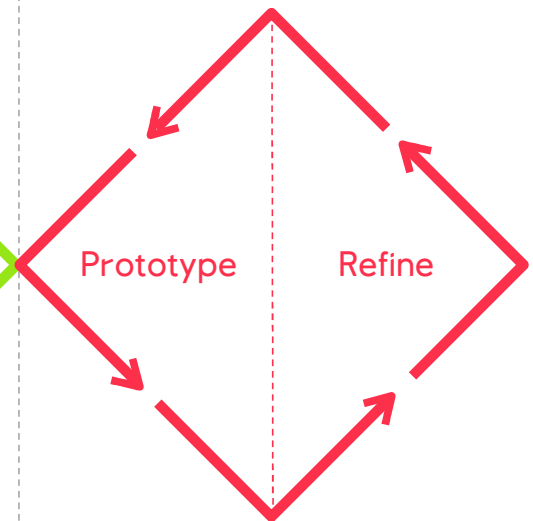
## Concept & Strategy

*Create a future vision of a more meaningful solution*



## Design & Iteration

*Evolve the solution to resonate best with what people need*



Who is doing the changes to data & actually what is being changed ?

What's happening to master data



Can I track the changes in real time?

Can I have one click access to data changes?

Can I have the complete audit trail of changes?



Master Data Audit trail

WBS      Cost.c      Profit.c

This Week  
 Last Week  
 Older

Click on graph above

WBS changed → Click on any data

WBS	Change hist	Date	Chg. rsn.
-	-	-	-
-	-	-	-
-	-	-	-

**WBS Element**  
Total WBS  
**65**  
May 28, 2019

**Cost Center**  
[EUR]  
**56%**    Target: 3252.214K    Deviation: 22.43%

**Profit Center**  
Success Rate  
**65473 M\$**    Decrease 24weeks

WBS

Create

Modify

WBS S.ST.2001 has been updated ✕

Jean Doe - 1 hour

---

WBS W.120005DY67 has been updated ✕

Sean Mar - 1 hour

---

New order (#2525) With a very long title ✕

Jean Doe - 1 hour



## Master Data Audit Trail – Demo Link

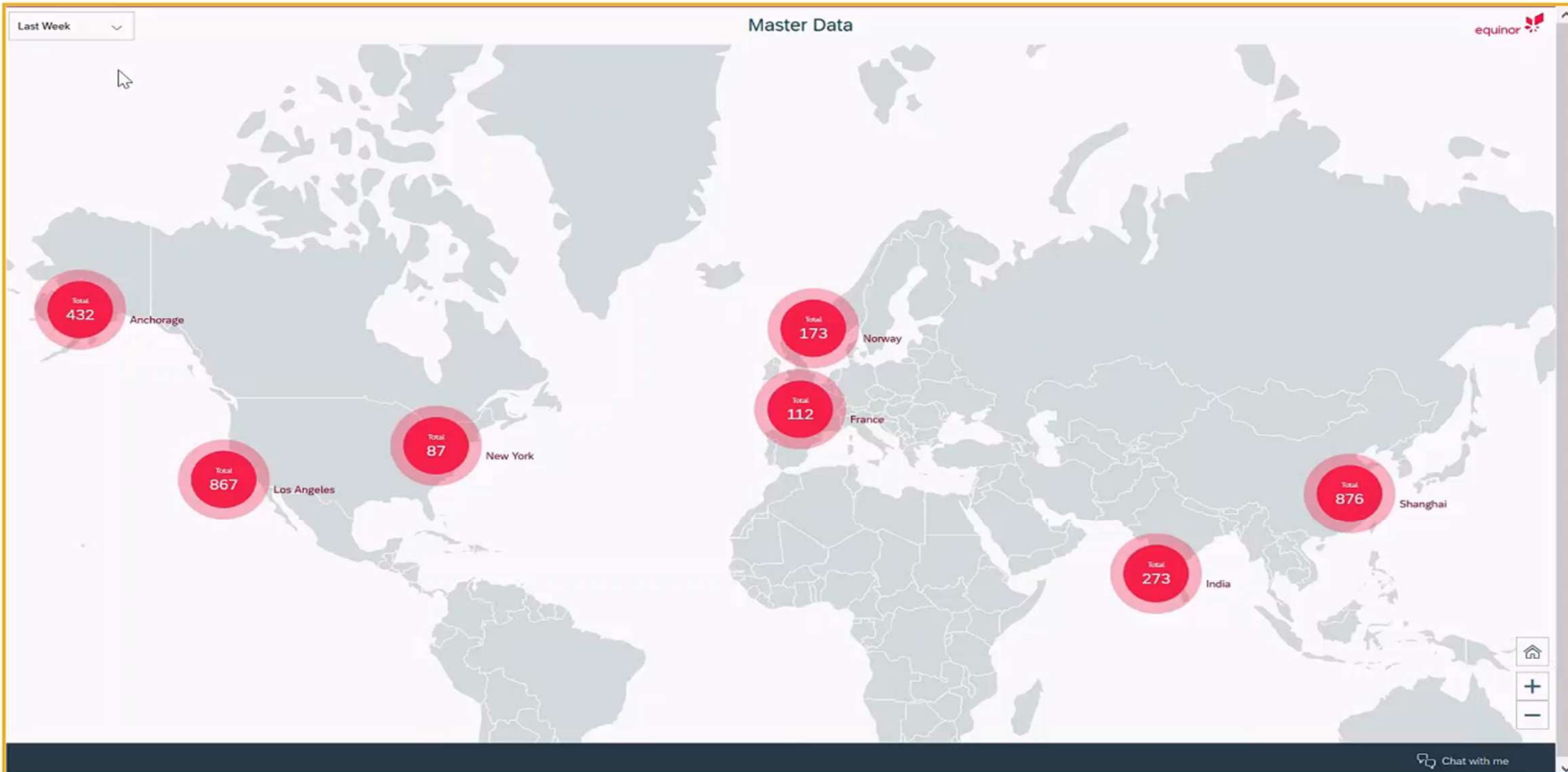


\*

[https://zcmasterdatavwithchatbot-ad6a1faf1.dispatcher.hana.ondemand.com/index.html?hc\\_reset](https://zcmasterdatavwithchatbot-ad6a1faf1.dispatcher.hana.ondemand.com/index.html?hc_reset)

\*Kindly copy the link & paste in the browser to run application

# Master Data Audit Trail – Demo video



Thank you!

**Jose Antonio Garcia Vilera**, Leading Analyst Finance & Control Process, Equinor ([jgar@equinor.com](mailto:jgar@equinor.com))

**Usha Ramachandran**, SAP Delivery Responsible – F&C DevOps, Capgemini ([usha.ramachandran@capgemini.com](mailto:usha.ramachandran@capgemini.com))

**Danish Nadeem** – Innovation Lead, Capgemini ([danish.nadeem@capgemini.com](mailto:danish.nadeem@capgemini.com))

© Equinor ASA

This presentation, including the contents and arrangement of the contents of each individual page or the collection of the pages, is owned by Equinor. Copyright to all material including, but not limited to, written material, photographs, drawings, images, tables and data remains the property of Equinor. All rights reserved. Any other use, reproduction, translation, adaption, arrangement, alteration, distribution or storage of this presentation, in whole or in part, without the prior written permission of Equinor is prohibited. The information contained in this presentation may not be accurate, up to date or applicable to the circumstances of any particular case, despite our efforts. Equinor cannot accept any liability for any inaccuracies or omissions.