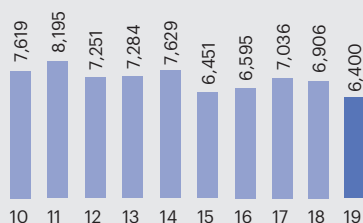


# Ten year record



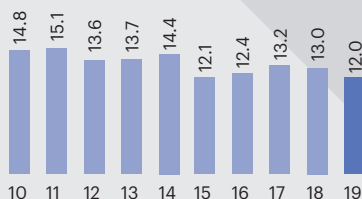
**Underlying profit before tax (£'000)**

£6.4m



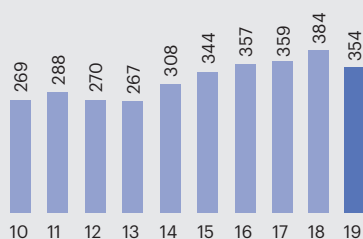
**Underlying earnings per share (p)**

12p



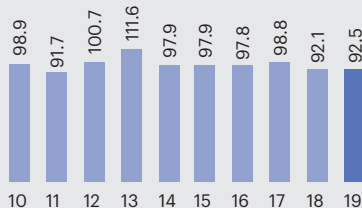
**Net assets per share (p)**

354p



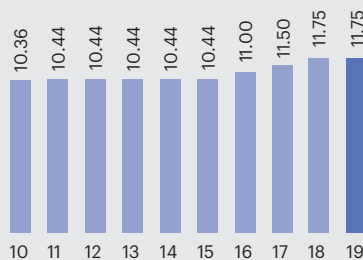
**Gearing (%)**

92.5%



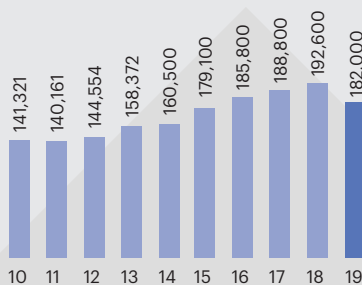
**Dividends per share (p)**

11.75p



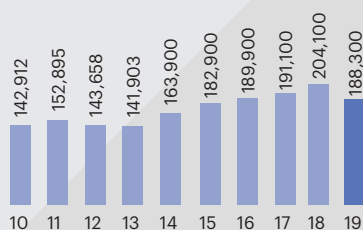
**Borrowings (£'000)**

£182m



**Net assets (£'000)**

£188.3m



**Basic earnings per share (p)**

(23.5p)

