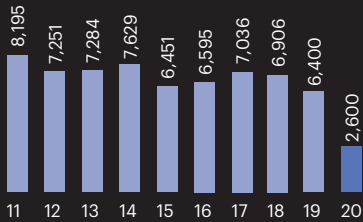


# Ten year record



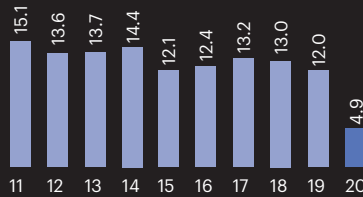
Underlying profit before tax (£'000)

£2.6m



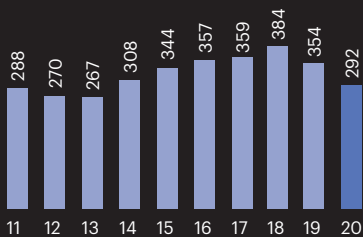
Underlying earnings per share (p)

4.9p



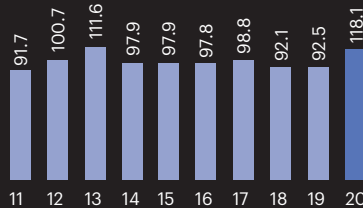
Net assets per share (p)

292p



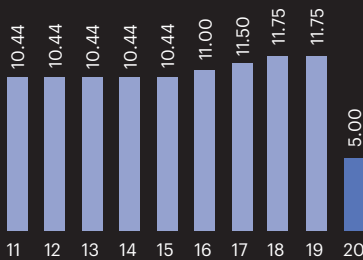
Gearing (%)

118.1%



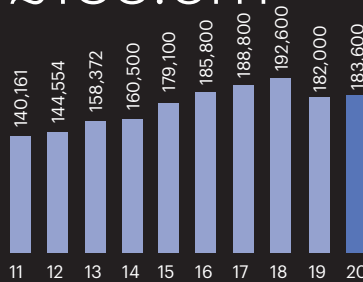
Dividends per share (p)

5p



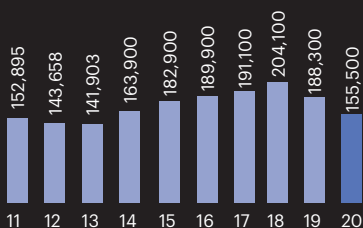
Borrowings (£'000)

£183.6m



Net assets (£'000)

£155.5m



Basic earnings per share (p)

(45.5p)

