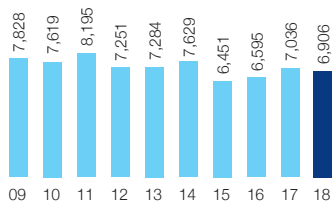


# Ten year record

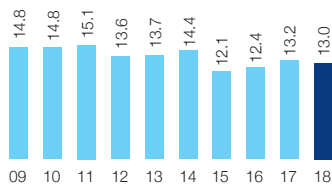
Underlying profit before tax (£'000)

**£6.9m**



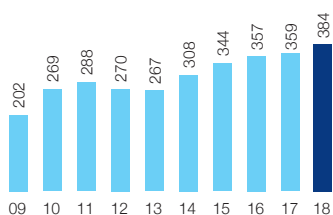
Underlying earnings per share (p)

**13.0p**



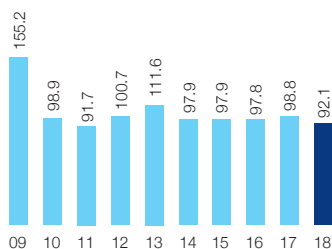
Net assets per share (p)

**384p**



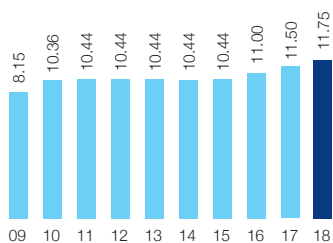
Gearing (%)

**92.1%**



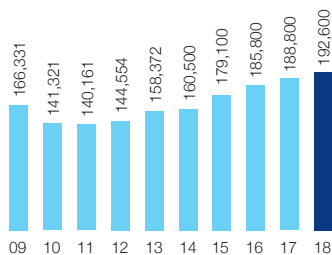
Dividends per share (p)

**11.75p**



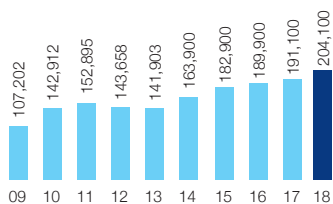
Borrowings (£'000)

**£192.6m**



Net assets (£'000)

**£204.1m**



Basic earnings per share (p)

**34.6p**

