





Hi everyone,
This is your home learning timetable for this week. Please complete any work in your Home Learning Book. Don't worry if you can't print things out at the moment, take photos or let us know what you've been up to by email if that's easier.
Miss Coupe, Mrs Llewellyn & Mrs Simpson xxx



	Maths	Reading and Phonics	Writing and Phonics Don't forget to spot or talk about capital letters , finger spaces , phonics and full stops!	Wider Curriculum
Monday	<p>2D Shape Have a go at one or both of these games in the Year 1 'geometry' section of Education City, or have a go at one of the shape activities which can be found on the blog.</p> 	<p>Read one of your books on Bug Club or one of your favourite books or magazines to an adult.</p> <p>AND</p> <p>Listen to a story read by one of your adults OR a story online, e.g. Oxford Owls, CBeebies Bedtime stories.</p>	<p>The alphabet game Take it in turns with a grown up to think of a minibeast for each letter of the alphabet and write it down Example: Ant Beetle...</p> <p>You could even play it over Zoom or Facetime with a friend! Use the Read Write Inc. speed sound chart to help you.</p>	<p>Musical Mondays! Stand outside or go for a walk. What sounds can you hear? What do you think is making that sound? Now have a go at making different sounds with things you can find around the house. You could even have a go at making your own musical instrument!</p> <p>Here are some ideas if you need them: https://www.youtube.com/watch?v=7sUNXA4NYKI</p>
Tuesday	<p>Making shapes Using spaghetti and playdough, (or mini marshmallows work well too, and are VERY tasty!), make some 2D shapes. Or make your shapes using something else: lollipop sticks, toothpicks, even string through straws if you are very patient and want a challenge! Use the shape mat from the blog to help you think about how many sides and corners you will need for the different shapes.</p> 	<p>OR</p> <p>Do your daily phonics on Read Write Inc. on Youtube</p> <p>OR</p> <p>Practise some of your high frequency or tricky words (Practical ideas on the class blog)</p>	<p>Story time Watch Mrs Simpson showing you a non-fiction book about nature. https://vimeo.com/415508353 Ask a family member to help you find out some facts about something in nature ready for making your own poster or fact page tomorrow. Maybe you could find out about a minibeast, trees, ponds or spiders webs? Whatever you like!</p>	<p>Thoughtful Tuesday 'We are Kind and Considerate'</p>  <p>Do something nice for someone to make them smile! Could you bake or make something for a family member or friend and post it to them or safely deliver it when out walking? A painting, picture, card or a cake are just a few ideas of the things you could do.</p>
Wednesday	<p>Making minibeasts! Can you make some minibeasts out of 2D shapes? Ask an adult to help you draw some shapes or find things in your house to draw around to make some marvellous minibeasts. Which shapes did you use?</p> 	<p>OR</p> <p>Practise some of your high frequency or tricky words (Practical ideas on the class blog)</p>	<p>Lift the flaps facts! Make a poster or fact file about something in nature that fascinates you. Remember to try and include some of the features of a non-fiction text that Mrs Simpson showed you in her video.</p> <ul style="list-style-type: none"> - Headings - Key facts - Colourful pictures <p>Maybe you could add some facts hidden under some flaps?</p>	<p>Workout Wednesdays! Have a go at one or some of Andy's Wild Workouts! What amazing new facts can you discover while you work out? https://www.bbc.co.uk/iplayer/episodes/p06tmmvz/andys-wild-workouts</p>
Thursday	<p>What am I? Play 'guess the shape'. Without telling the other person the shape, describe a shape in your home using the correct shape terminology. You could pretend you are the shape so it is like a riddle: 'I have four straight sides' 'All my sides are the same length' 'What am I?'</p>	<p>Don't forget you've also got your 'Teach Your Monsters to Read' to have a go at.</p>	<p>Don't forget capital letters, finger spaces, phonics and full stops!</p>	<p>Minibeast mix up! Print or draw the Minibeast Mix Up activity from the blog. Can you sort the minibeasts? Write their names, cut and stick or draw a picture of them onto the correct leaf. Can you think of another way to sort the minibeasts? Have a go at making your own sorting activity, carefully thinking about the similarities and differences between minibeasts.</p>
Friday	<p>Fun Fridays! Learning through play and exploration Play with your toys or explore outdoors – come rain or shine, kids love it outside! Play 'I spy' on your walks, build a Tupperware box tower taller than you, or set up a hairdressers... There is so much learning and brain development that goes on when children play. Lucky Dip If children are struggling to decide what to play, set up a lucky dip bag full of play activities and pick one out.</p>			