

HermanMiller
Setu®



Instant comfort
for anyone, anywhere



Setu
Designed by Studio 7.5

The function and contours of Setu were shaped by the world around us. The designers of Studio 7.5 observed the ways technology has changed how we work, where we work, and how we move throughout the day. We're working more collaboratively, in a variety of settings – but spending less time in each spot. We expect to be able to work anywhere and everywhere, and we need furniture that can do the same.

While technology has changed much about the nature of work, it hasn't changed how we all like to work: in comfort. The Setu family includes multipurpose chairs, stools, lounge chairs, and ottomans, designed to deliver instant comfort from the moment you sit down. A complementary suite of tables supports collaboration in three distinct working postures.






Performance

Material innovation gives Setu Chairs their unique combination of flex and strength. The Kinematic Spine™ uses two types of polypropylene to control resistance as you recline and support your weight, without a tilt mechanism. It bends and flexes with every movement, responding to the natural ways your body moves.

More structural element than textile, the finely tuned Lyris 2® elastomeric material creates Setu's one-piece seat and back. Lyris 2 works with Setu's Kinematic Spine to distribute your weight evenly and conform to your contours. The open weave also aerates your body to keep you comfortable. On upholstered Setu chairs, the C-Layer suspension works with a variety of upholstery options, providing a similar level of support.



The pliable Lyris 2 seat and back suspension adapts to your sitting bones, providing contouring comfort as well as aeration.



The versatility of the Kinematic Spine extends the Setu concept to support a variety of postures. With the Setu Lounge Chair, you can choose your ideal reclining position without making a single adjustment.

The Setu Multipurpose Chair has a height adjustment, and that's it. There's nothing to tweak, nothing to think about.



Setu Tables are available in four heights, three diameters, and a variety of surface materials to support all the ways you like to work: sitting, lounging, or standing.

Design

Setu is Studio 7.5's solution for today's more collaborative, less formal workspaces. From the graceful curve of its ribbon arms to the durable, uncoated H-Alloy™ base, every part of the Setu Chair was painstakingly shaped and reshaped again to ensure that each molecule falls into the right place to deliver the desired functionality. The result is an environmentally sensitive design that uses less material—only 8 kilograms for the multipurpose chair—to support people of all sizes, up to 136 kilograms.

The full family of seating includes multipurpose chairs, stools, lounge chairs, and ottomans, with coordinating tables at heights to support each posture. A range of upholstery and material options means you can outfit Setu to serve as a focal point or to blend into any space where you work or live.

About Studio 7.5

Designers Claudia Plikat, Burkhard Schmitz, and Carola Zwick and engineer Roland Zwick founded Berlin, Germany – based industrial design firm Studio 7.5 in 1992. Their designs for Herman Miller, including Setu Chairs, Mirra® and Mirra 2 Chairs, and Metaform Portfolio™, reflect a desire to give people more control over their work environments and tools.



Claudia Plikat, Burkhard Schmitz, Carola Zwick, and Roland Zwick

Materials


Setu's materials complement its innovative performance. Choose the conforming comfort of a Lyris 2 suspension seat and back, or opt for traditional upholstery without sacrificing support, thanks to the C-Layer suspension. The materials below reflect only a portion of the textiles available. Please speak to your Herman Miller representative for the most current textiles and materials available.

Setu Chairs

Seat & Back
Lyris 2
Price Band 0



Alpine
4W21



Slate Grey
4W26



Java
4W30



Graphite
4W31



Chino
4W28



Rattan
4W29



Mango
4W22



Chartreuse
4W23



Berry Blue
4W25

Upholstered Seat & Back



Price Band 1
Crossing
8T



Price Band 1
ColorGuard
3P



Price Band 2
Twist
8R



Price Band 3
Stitches
8U

Frame
Finish



Studio White
98



Chino
JH



Slate Grey
SG



Java
5B



Graphite
G1

Base/Linkage
Finish



Semi-Polished
H-Alloy
5Y



H-Alloy
H-Alloy
L7



Graphite
Graphite
G1

Setu Tables

Top
Melamine



Charcoal Ash
I4



Natural Walnut
RY



Smoked Cherry
I3



Havana Cherry
OC



Natural Beech
RZ



Napoli Oak
OB




Light Ash
I2



Maple
A8



Folkstone Grey
8Q



Soft White
LU



Chalk White
X1

Veneer



Walnut on Ash
EV



Walnut
OU



Walnut open grain
OUG



Oak
OK



Oak open grain
OKG



Oak on Ash
EU



Maple
Z5



Maple open grain
Z5G



Clear on Ash
ET

Plywood Laminate




Chalk White
X1

Plywood Veneer



Walnut
OU

Column
Finish



White
91



Graphite
G1



Black
BK

Base
Finish



Semi-Polished
5Y



H-Alloy
L7



Graphite
G1

Setu Chairs

Family

Multipurpose Chair
Stool
Lounge Chair
Ottoman

The following information applies only to Setu Multipurpose Chairs.

Overview

Maximum User Weight 136 kg/300 lbs

Seat/Back Material

Lyris 2 Suspension Optional
Suspended Upholstery Optional

Seat Height

High-Height Range 432mm–546mm
Fixed-Height Range 470mm
Setu Stool Height Range 670mm–870mm

Seat Depth

Fixed Seat 381mm

Arm Options

No Arms
Fixed Arms

Base Options

5-Star Base with Casters (Standard- or High-Height)
4-Star Base with Glides (Fixed-Height only)

Environmental Highlights

Recyclability Up to 96%
BIFMA level® 3
GREENGUARD® Gold
Cradle to Cradle® Silver
Global GreenTag® Green Rate Level A

Setu Tables

Family

Coffee Table
Lounge Table
Work Table
Standing Table

Height

Coffee Table 406mm
Lounge Table 559mm
Work Table 737mm
Standing Table 1067mm

Work Surface Size

Coffee Table 800mm or 900mm
Lounge Table 800mm or 900mm
Work Table 800mm, 900mm,
or 1060mm
Standing Table 800mm or 900mm

Work Surface Shape

Tables are available in the following work surface shapes: round, square and square with rounded edges.

Surface Material Options

Available in standard straight and profile edge MDF and also in Plywood.

All standard Melamines and Veneers are available for MFC work surfaces, Laminate and Veneer available on Plywood.

Environmental Highlights

Recyclability Up to 65%
Cradle to Cradle Silver (Veneer only)

For more information, please visit hermanmiller.co.uk or call +44 (0)845 226 7201.

® level is a registered trademark of BIFMA International.
® GREENGUARD is a registered trademark of the GREENGUARD Environmental Institute.
® Cradle to Cradle is a registered trademark of McDonough Braungart Design Chemistry.
® Global GreenTag is a registered trademark of Global Green Tag Pty Ltd.

© 2014 Herman Miller, Inc. PB1971
All rights reserved.

