


Eco Bloc Thermal Blind

Award winning blind, the BlocOut™ is capable of blocking light and draughts thanks to the exceptional quality of its individual components. Each part, from the brush seals to the cassette holder and aluminium frames are designed to last. BlocOut™ blinds come in a wide range of colours and patterns to suit a variety of environments and tastes.



Curtains



BlocOut™

Curtains trap hot air and prevent it circulating the room. This can lead to heat loss. BlocOut™ creates an energy efficient barrier that minimizes heat loss through the window and leaves radiators free to heat a room faster.

Aluminium Colour Options



Anodised Silver
Natural Finish



White
Matt finish




Cream
Matt finish

Features



Cassette

The fabric which is around the spring and barrel mechanism is completely enclosed, the siderails slot into cassette ends on installation.




Child Safe

The blind is operated via spring system. The blind pulls down through the siderails locking in place when the handle is released. The handle is then pushed in towards the window releasing the lock which enables the spring to retract the fabric. There are no cords.

Seal

Brush and rubber seals are attached to the bottom of the handle, when the blind is closed, they create a barrier between the blind and sill, blocking out light and reducing heat loss.



Pips

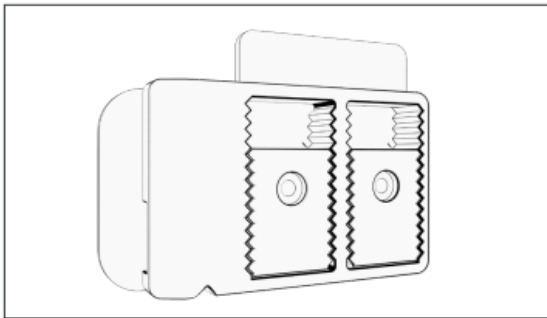
Pips are attached to the fabric to ensure the blinds stays securely within the runners at all times.




Brush Seals

These create a barrier between the blind and the window frame, blocking out light and reducing heat loss.

Fixing Components



Left & right Guide Dogs for recess fix.



3 white primed 9mm x 44mm wooden batons used in the inside of recess fix only.

Fixing Components in position

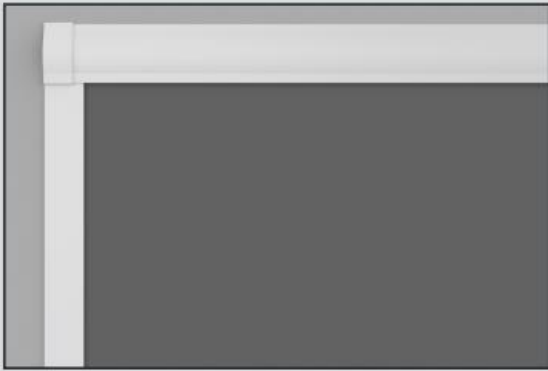


Edge of Recess.

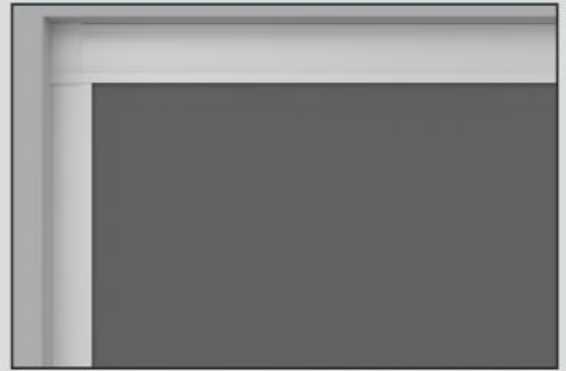


Inside the Recess.

Fitting types

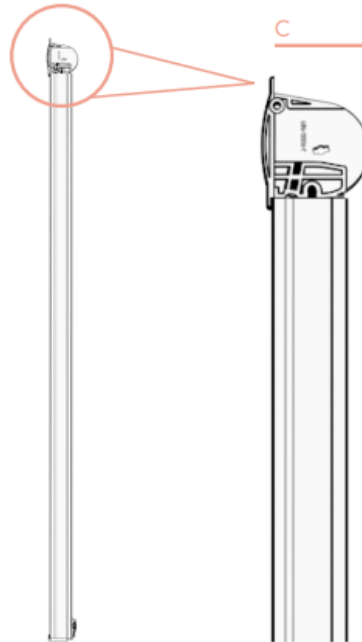


Edge of Recess Fix
✓ Drill Free Installation



Inside the Recess Fix
✓ Drill Free Installation

Product Dimensions



- A. Cassette height: 60mm
- B. Frame width: 32mm
- C. Cassette depth: 52mm

PRODUCT SIZE LIMITS

- Min width: 400mm
- Max width: 1800mm
- Min drop: 300mm
- Max drop: 1500mm

Operation

The blind is operated via a spring tension system using the handle at the bottom of the blind. The blind simply pulls down through the siderails locking whenever the handle is released, the handle is then pushed in towards the window releasing the lock which enables the cassette to retract the fabric. To ensure correct operation the user must operate the blind with 2 hands held centrally on the handle not to one side of the blind.

Care

To keep the blind looking it's best through time the customer must ensure the product has been installed and operated securely and correctly, the fabric can be cleaned with a synthetic or feather duster and can be wiped lightly with a damp cloth.

Maintenance

All our products are manufactured using aluminium and glass reinforced nylon components, they do not present any corrosion problems in normal working environments. If there is a failure of a blind, a component can be replaced without the need for a new complete blind.

Replaceable components:

Handle ends (brakes)
Siderail feet
Siderails.