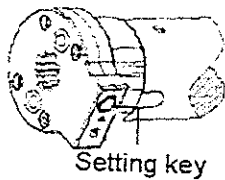




LOUVOLITE

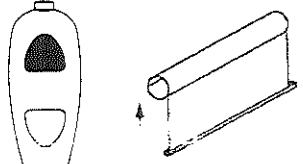

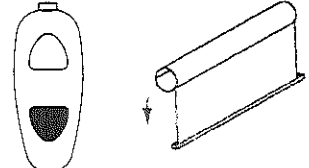

R1705-RH, R1706-LH Battery Motor Instruction



Motor Torque/speed: 0.7Nm/34rpm

- Motor is combined with a wired switch and powered by a battery wand
- The side of motor mount with SETTING button should face to you
- Please replace batteries when the motor alarm sounds

Operation	Item	Operation	Result	Illustration
Set-up lower Stop	1	Press red button	Until motor jogs 3 times	
	2	Press DOWN button	Motor rolls down	
	3	When motor gets close to the required lower limit, press STOP button	Motor stops	
	4	Press DOWN button	Motor runs step by step to adjust lower limit accurately	
	5	Press CONFIRM button	The motor jogs twice, and the lower limit has been set.	
Set-up upper stop	6	Press UP button	Motor rolls up	
	7	When motor gets close to the required upper limit, press STOP button.	Motor stops	
	8	Press UP button	Motor runs step by step to set upper limit accurately	
	9	Press CONFIRM button	The motor jogs twice and the upper limit has been set.	

Operation	Item	Operation	Result	Illustration
To raise blind	1	Press UP button	Blind rolls up to its upper limit.	1) 
	2	Press DOWN button	Blind stops at desired point.	2) 
To lower blind	3	Press DOWN button	Blind rolls down to its lower limit.	3) 
	4	Press UP	Blind stops at desired point	4) 
To change direction of motor	5	Press CONFIRM x6	Blind will change direction	5) 