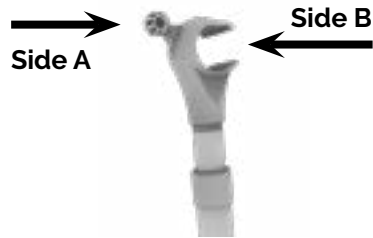



Side A – Operate the skylight roller blind
Side B – Opening a skylight



Step 1
Determine the length of the hook pole

Twist the bottom section clockwise to unlock and enable extension of the hook pole.

To lock position of the extended hook pole, turn the bottom section anti-clockwise.

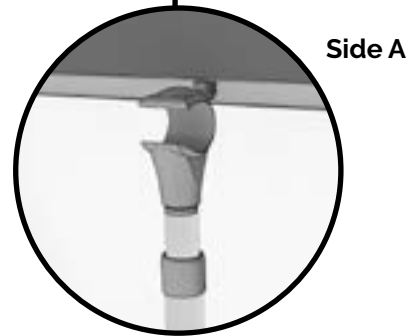



Step 2 – Open and close skylight roller blind

PAY ATTENTION – Only operate the roller blind with the roof window closed.

Use the hook pole only as demonstrated to prevent damage to the product .

Tilt handle inwards to operate blind.



Step 3 – Open and close skylight

Place side B on the operating handle of the window and move the hook pole down to open the window and up to close the window.

